

Traffic Report - York Road

Traffic Overview from Mon Apr 1 2024 to Tue Apr 30 2024

Vehicle Speed Classes (Mph)

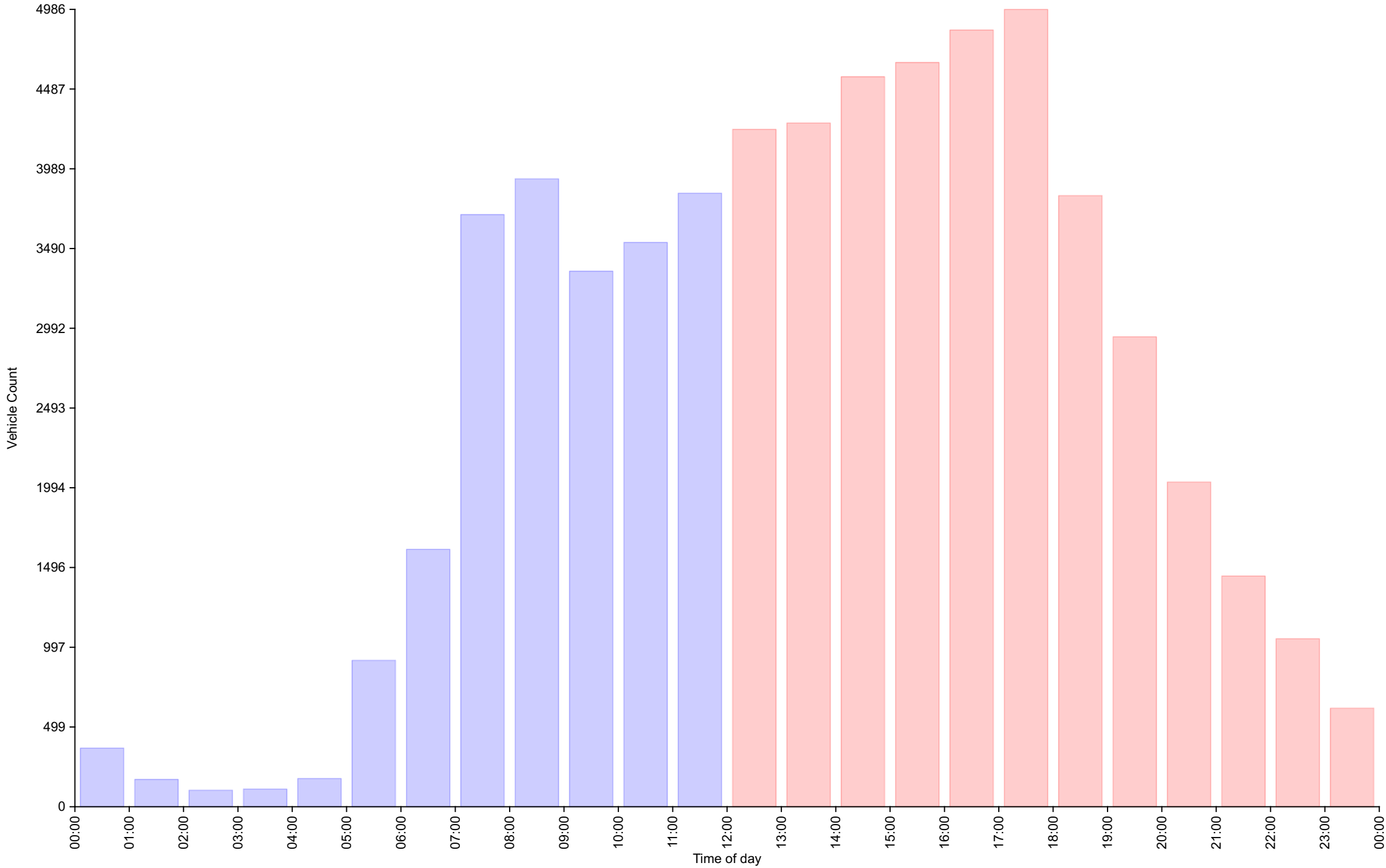
	<15	15 20	20 25	25 30	30 35	35 40	40 45	45 50	50 55	55 60	60 65	65 70	>70	Total	85th Percentile
00:00	4	1	10	96	140	72	31	10	2	1	0	0	0	367	38.2
01:00	4	2	4	45	67	30	15	4	0	0	0	0	0	171	37.7
02:00	7	1	5	25	33	23	7	2	0	0	0	0	1	104	37.5
03:00	4	1	0	15	34	36	15	5	1	0	0	0	0	111	39.9
04:00	11	1	1	31	61	40	24	8	0	0	0	0	0	177	40.0
05:00	8	1	18	214	316	229	100	29	1	0	0	0	0	916	38.8
06:00	4	1	13	462	791	253	65	20	1	0	0	0	0	1610	35.5
07:00	67	16	49	1414	1695	373	83	4	2	0	0	0	0	3703	33.4
08:00	10	11	97	1812	1666	275	52	3	0	1	0	0	0	3927	32.2
09:00	9	13	69	1337	1566	294	57	2	2	0	0	0	0	3349	33.0
10:00	6	16	97	1373	1611	348	75	3	0	0	0	0	0	3529	33.3
11:00	5	20	77	1522	1746	384	74	9	0	0	0	0	0	3837	33.4
12:00	6	18	76	1564	2000	482	75	13	1	0	0	1	0	4236	33.7
13:00	5	9	79	1603	2024	466	77	13	0	0	0	0	0	4276	33.6
14:00	5	15	96	1767	2119	460	86	17	0	0	0	0	0	4565	33.4
15:00	3	16	86	1856	2101	500	79	9	2	2	0	0	0	4654	33.5
16:00	1	6	81	1962	2198	508	94	6	1	0	0	0	0	4857	33.5
17:00	1	9	128	2051	2197	504	82	14	0	0	0	0	0	4986	33.3
18:00	1	13	81	1408	1732	467	107	12	1	0	0	0	0	3822	34.1
19:00	0	2	42	1057	1356	368	102	11	1	0	0	0	0	2939	34.4
20:00	5	4	34	789	866	252	66	9	3	0	2	1	0	2031	34.4
21:00	1	4	24	529	617	185	59	13	9	0	2	0	0	1443	35.2
22:00	10	0	22	381	426	150	45	13	3	1	0	0	0	1051	35.5
23:00	5	1	6	210	240	92	43	18	2	0	0	0	0	617	36.7
AM Total	139	84	440	8346	9726	2357	598	99	9	2	0	0	1		
PM Total	43	97	755	15177	17876	4434	915	148	23	3	4	2	0		
Total	182	181	1195	23523	27602	6791	1513	247	32	5	4	2	1		
Percent	0.30%	0.30%	1.95%	38.39%	45.04%	11.08%	2.47%	0.40%	0.05%	0.01%	0.01%	0.00%	0.00%		

Time of day

Total Vehicles : 61278
 30th Percentile : 28.2 MPH
 50th Percentile : 29.7 MPH
 85th Percentile : 33.8 MPH
 95th Percentile : 37.5 MPH
 Average Speed : 30.7 MPH
 Highest Speed : 80.2 MPH
 Total Over Speed Limit : 59.1 % (36197 / 61278)

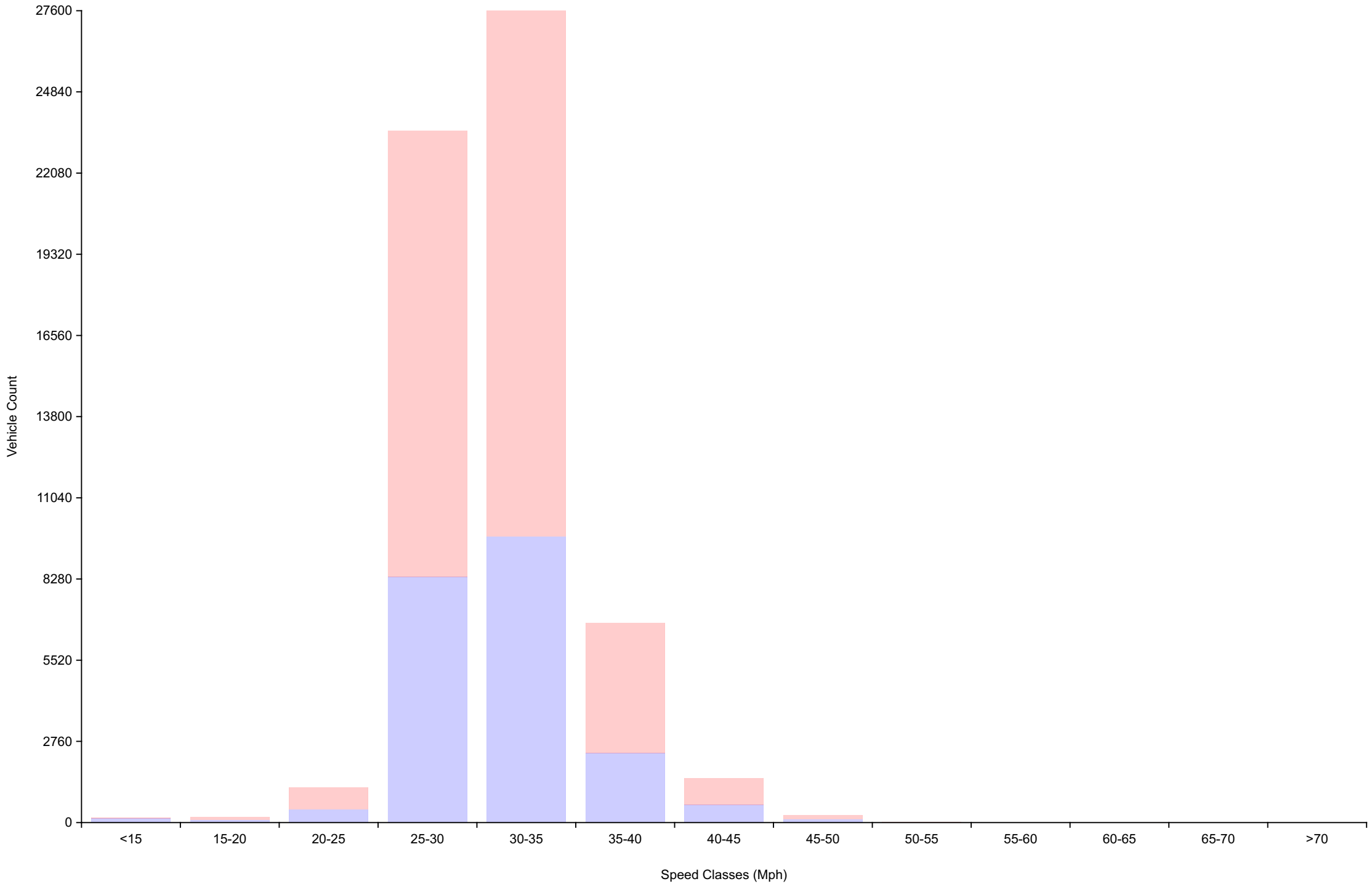
Vehicle Counts By Hour

Traffic Overview from Mon Apr 1 2024 to Tue Apr 30 2024
(60 Minute Resolution)



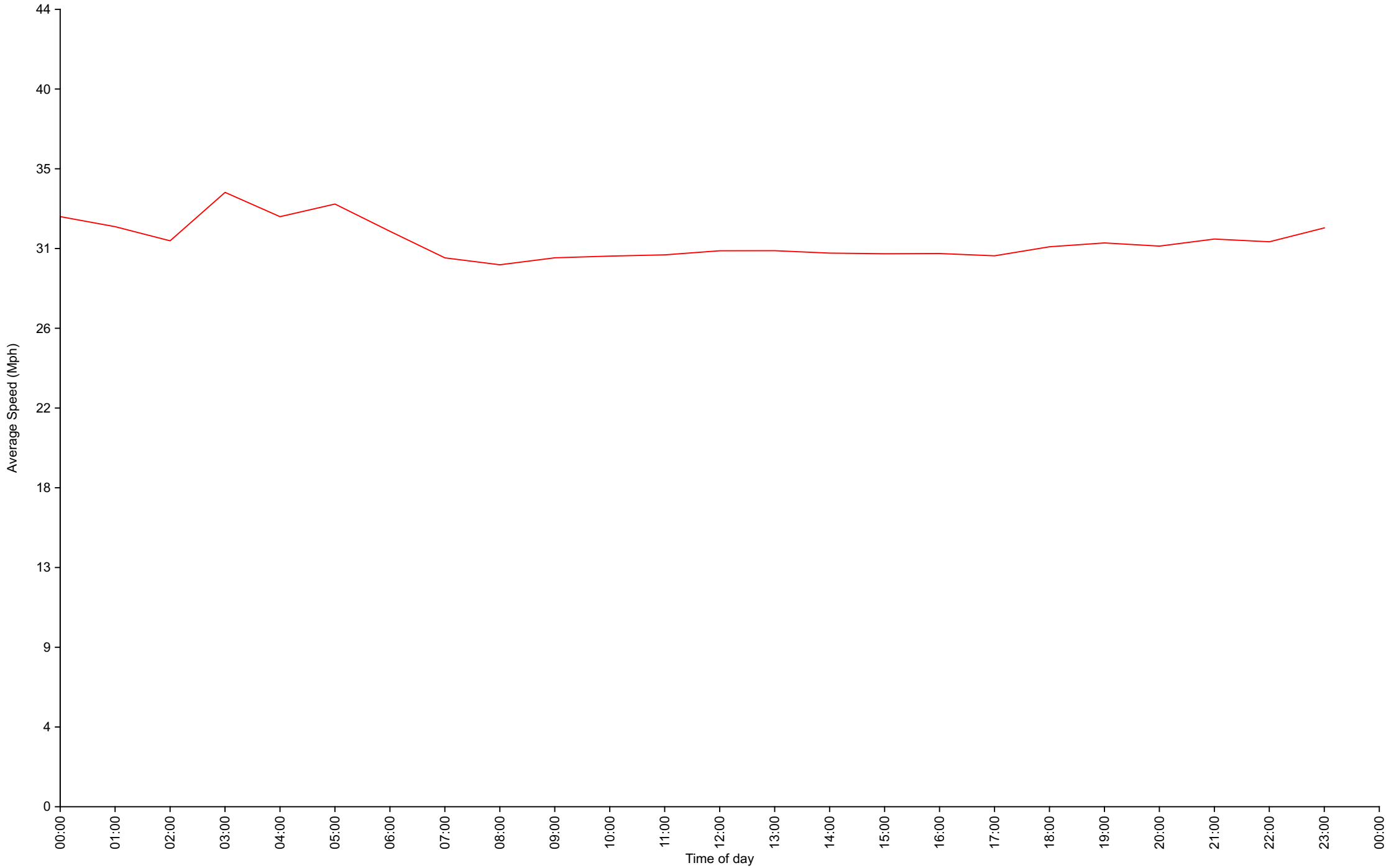
Vehicle Counts By Speed Class

Traffic Overview from Mon Apr 1 2024 to Tue Apr 30 2024



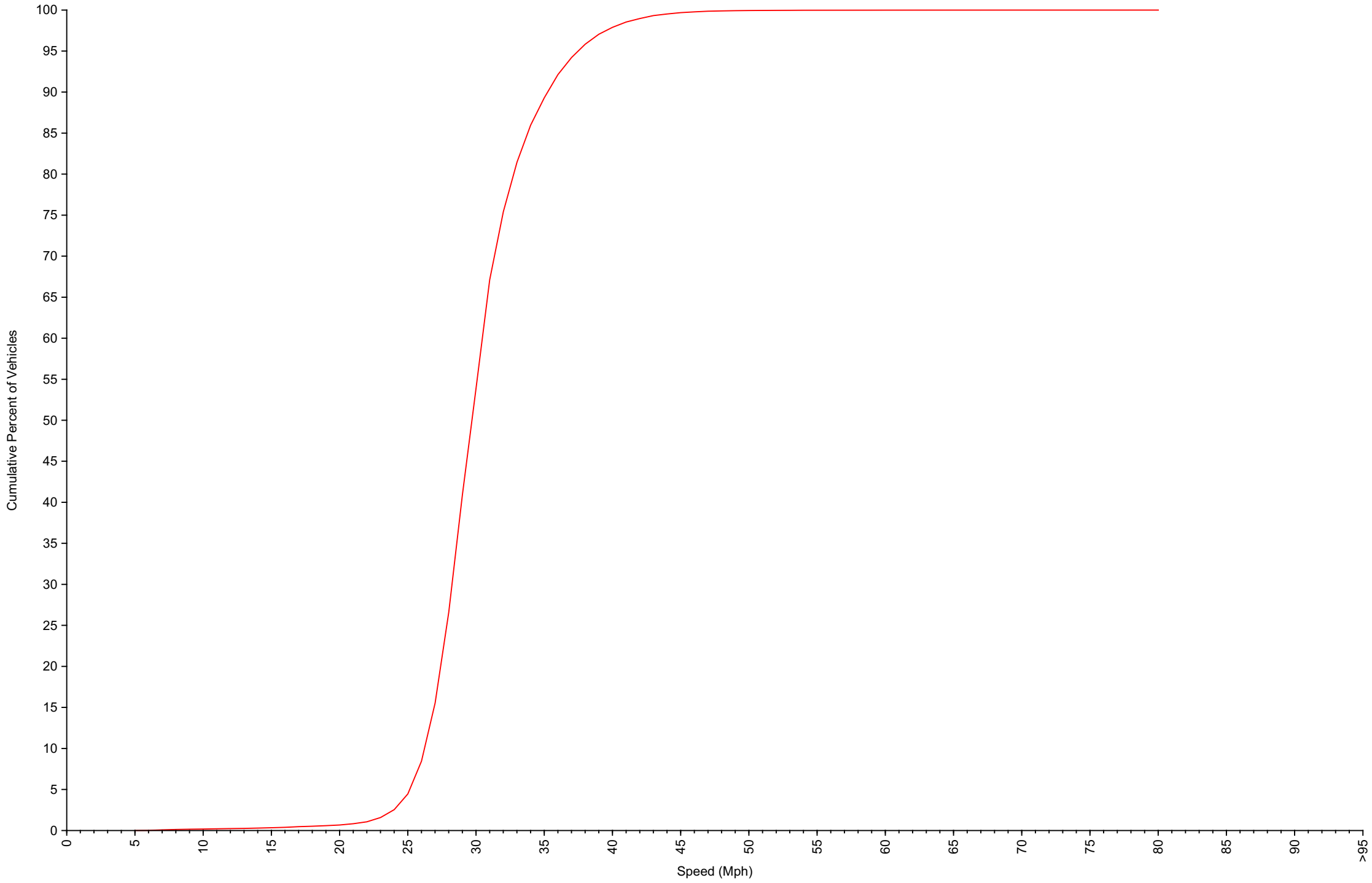
Average Speed By Hour

Traffic Overview from Mon Apr 1 2024 to Tue Apr 30 2024
(60 Minute Resolution)



Cumulative Speed Distribution Curve

Traffic Overview from Mon Apr 1 2024 to Tue Apr 30 2024



Traffic Report - York Road

Daily Overview for Mon Apr 1 2024

Vehicle Speed Classes (Mph)

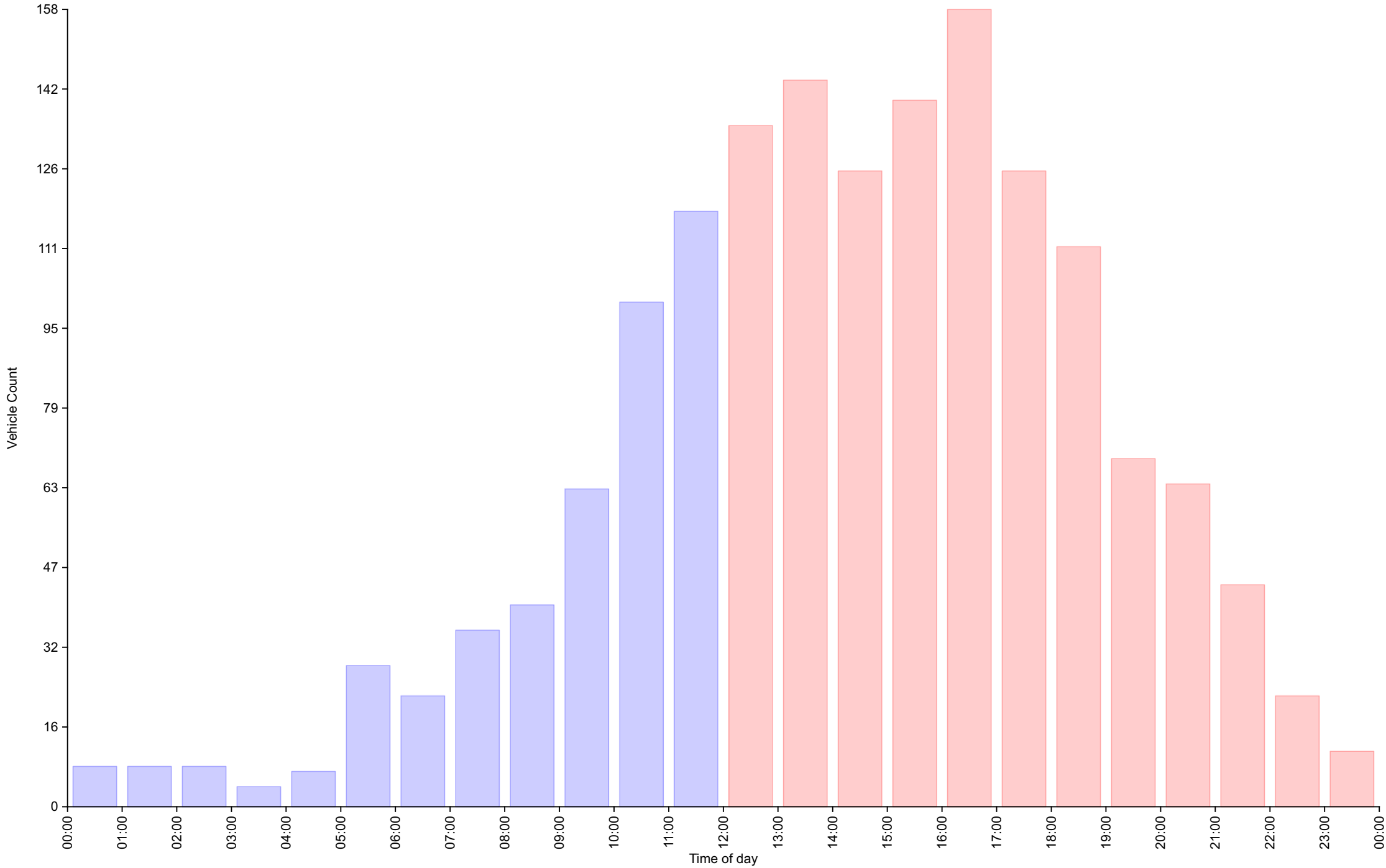
	<15	15 20	20 25	25 30	30 35	35 40	40 45	45 50	50 55	55 60	60 65	65 70	>70	Total	85th Percentile
00:00	0	0	0	4	2	1	0	0	1	0	0	0	0	8	35.6
01:00	2	0	0	0	2	2	2	0	0	0	0	0	0	8	39.6
02:00	0	1	0	4	1	1	1	0	0	0	0	0	0	8	34.0
03:00	0	0	0	2	1	1	0	0	0	0	0	0	0	4	35.0
04:00	5	0	0	1	0	0	0	1	0	0	0	0	0	7	28.1
05:00	1	0	1	10	7	3	4	2	0	0	0	0	0	28	41.8
06:00	0	0	0	3	12	5	1	1	0	0	0	0	0	22	38.6
07:00	0	0	0	15	17	3	0	0	0	0	0	0	0	35	32.4
08:00	0	0	0	21	17	1	1	0	0	0	0	0	0	40	31.7
09:00	0	0	0	23	30	6	3	0	1	0	0	0	0	63	34.3
10:00	0	0	3	29	53	10	5	0	0	0	0	0	0	100	34.0
11:00	0	0	1	46	56	14	0	1	0	0	0	0	0	118	33.5
12:00	0	1	3	51	63	17	0	0	0	0	0	0	0	135	33.5
13:00	0	1	4	48	75	13	2	1	0	0	0	0	0	144	32.9
14:00	0	0	2	44	54	22	4	0	0	0	0	0	0	126	35.3
15:00	0	0	1	59	67	11	2	0	0	0	0	0	0	140	33.0
16:00	0	0	1	62	81	9	5	0	0	0	0	0	0	158	33.1
17:00	0	0	3	43	58	16	5	1	0	0	0	0	0	126	34.8
18:00	0	0	1	37	49	19	4	0	1	0	0	0	0	111	34.9
19:00	0	0	4	21	32	10	2	0	0	0	0	0	0	69	34.4
20:00	0	0	1	30	23	9	1	0	0	0	0	0	0	64	34.4
21:00	0	0	1	15	19	7	1	0	0	0	1	0	0	44	35.2
22:00	0	0	0	3	7	10	2	0	0	0	0	0	0	22	37.7
23:00	0	0	0	2	6	1	1	1	0	0	0	0	0	11	37.4
AM Total	8	1	5	158	198	47	17	5	2	0	0	0	0		
PM Total	0	2	21	415	534	144	29	3	1	0	1	0	0		
Total	8	3	26	573	732	191	46	8	3	0	1	0	0		
Percent	0.50%	0.19%	1.63%	36.02%	46.01%	12.01%	2.89%	0.50%	0.19%	0.00%	0.06%	0.00%	0.00%		

Time of day

Total Vehicles : 1591
 30th Percentile : 28.4 MPH
 50th Percentile : 29.9 MPH
 85th Percentile : 34.2 MPH
 95th Percentile : 38.1 MPH
 Average Speed : 30.9 MPH
 Highest Speed : 62.8 MPH
 Total Over Speed Limit : 61.7 % (981 / 1591)

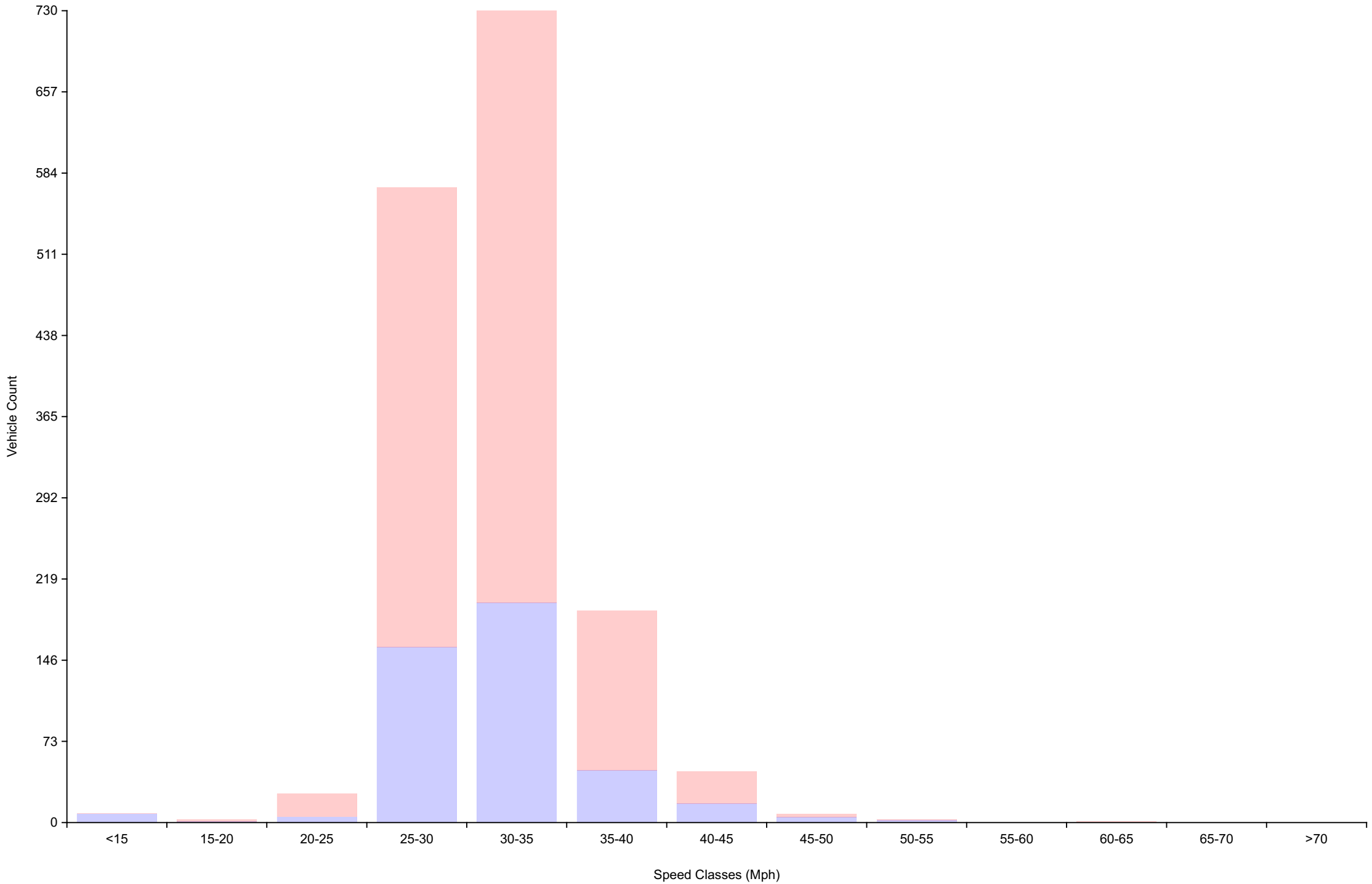
Vehicle Counts By Hour

Daily Overview for Mon Apr 1 2024
(60 Minute Resolution)



Vehicle Counts By Speed Class

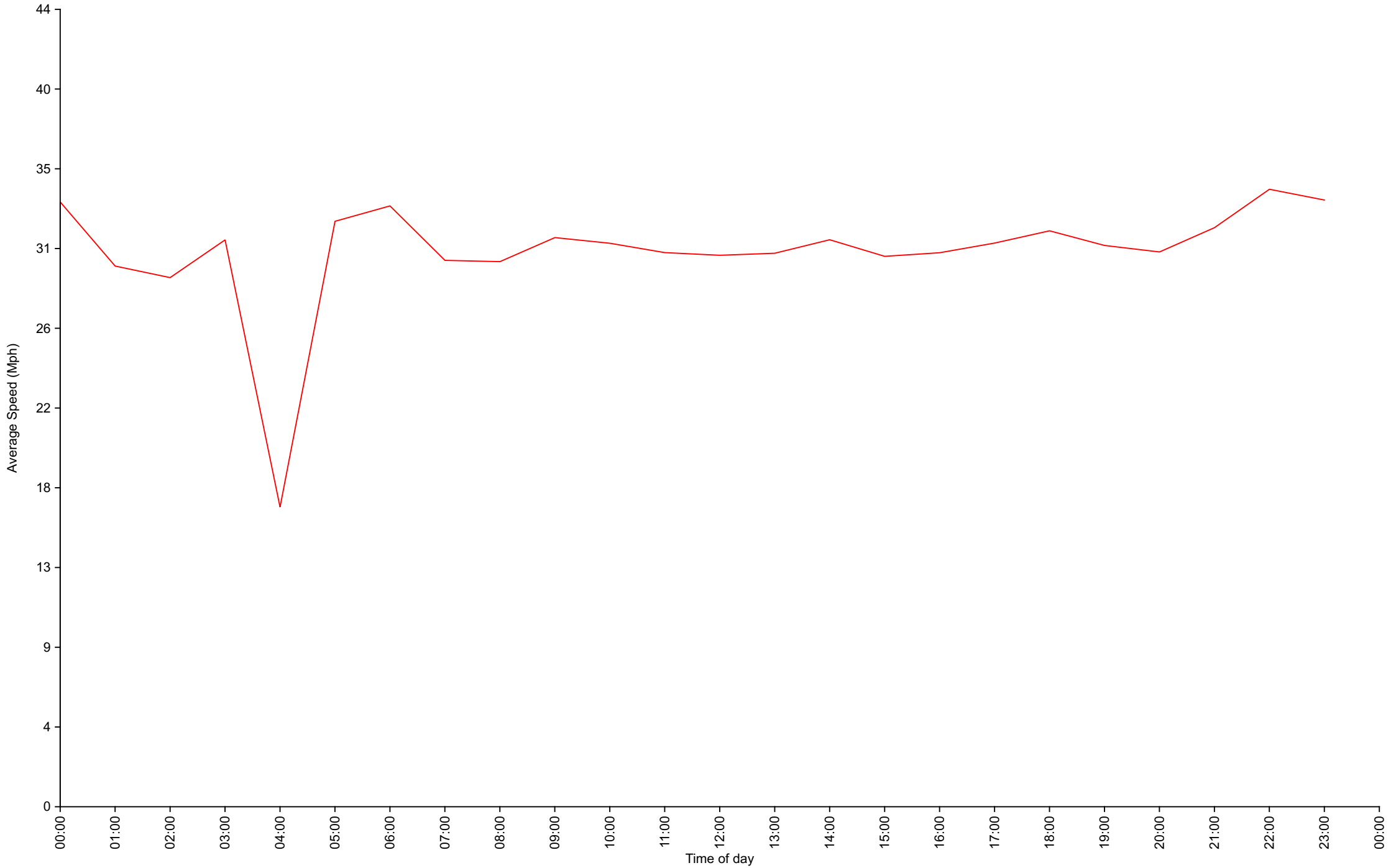
Daily Overview for Mon Apr 1 2024



Average Speed By Hour

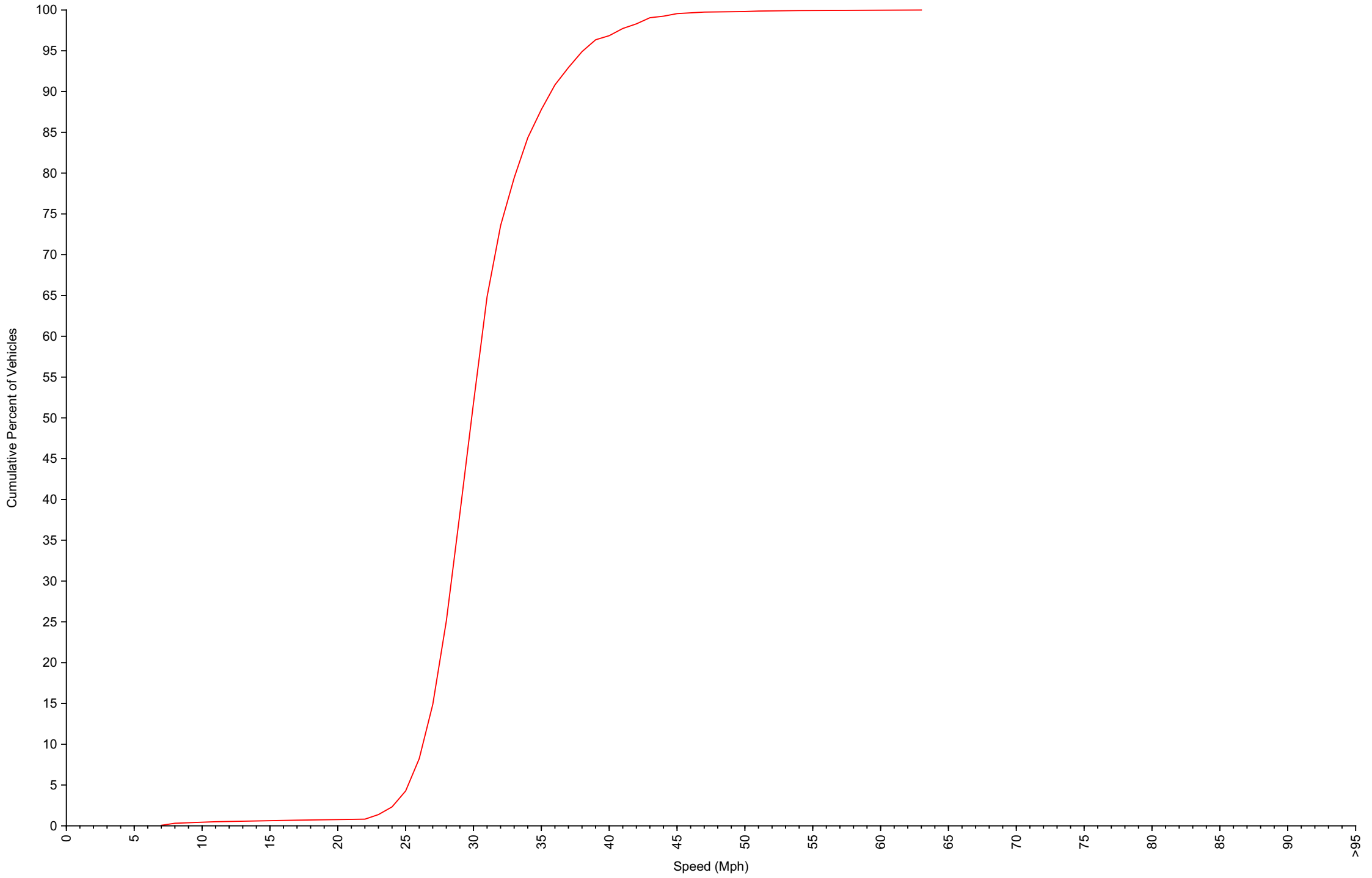
Daily Overview for Mon Apr 1 2024

(60 Minute Resolution)



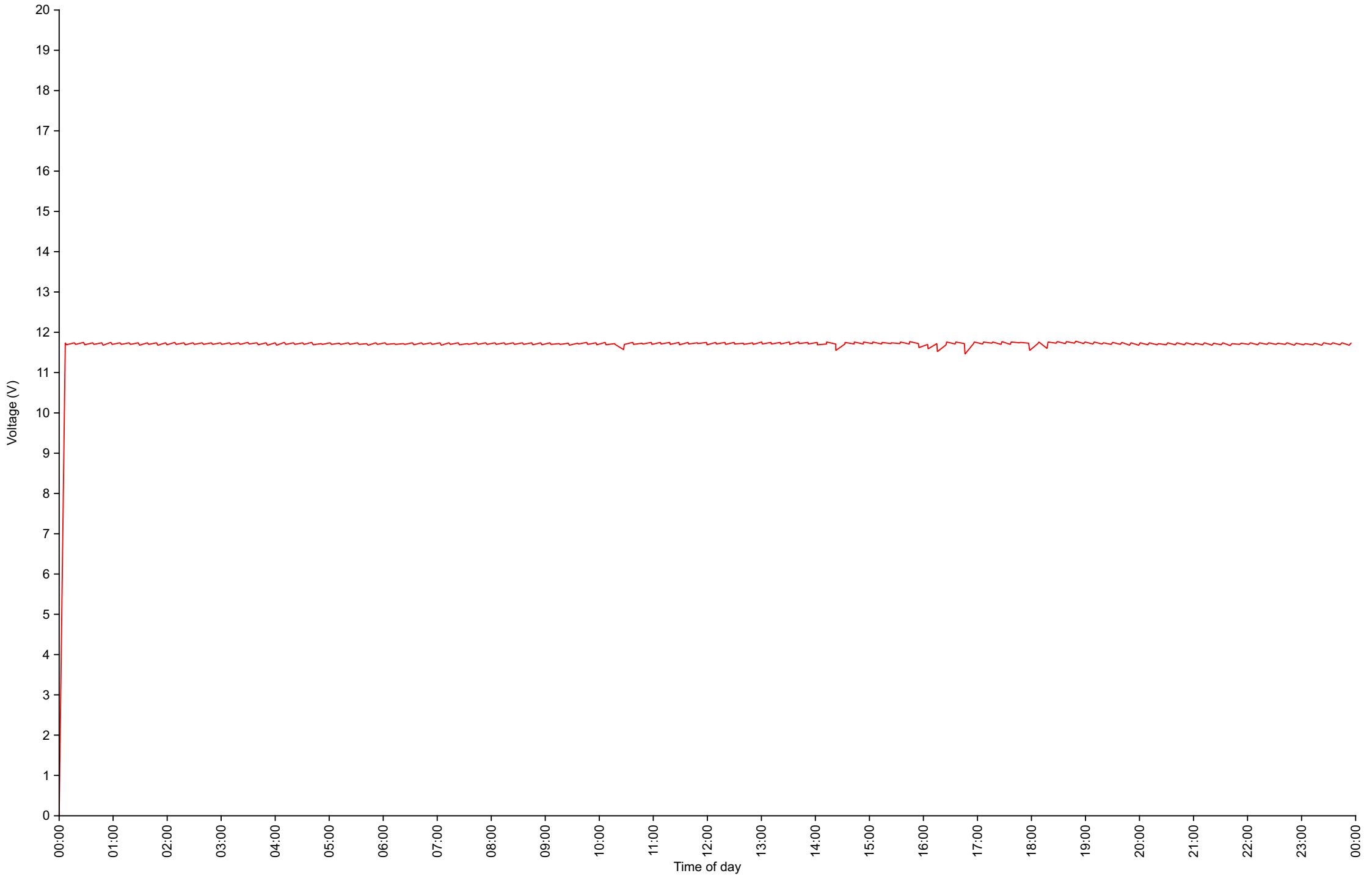
Cumulative Speed Distribution Curve

Daily Overview for Mon Apr 1 2024



Voltage

Daily Overview for Mon Apr 1 2024



Traffic Report - York Road

Daily Overview for Tue Apr 2 2024

Vehicle Speed Classes (Mph)

	<15	15 20	20 25	25 30	30 35	35 40	40 45	45 50	50 55	55 60	60 65	65 70	>70	Total	85th Percentile
00:00	0	1	0	3	2	2	1	1	0	0	0	0	0	10	39.0
01:00	0	0	0	0	0	1	0	0	0	0	0	0	0	1	38.7
02:00	0	0	0	0	0	2	0	0	0	0	0	0	0	2	37.1
03:00	1	0	0	0	3	0	2	0	0	0	0	0	0	6	40.2
04:00	0	0	0	0	4	1	2	0	0	0	0	0	0	7	39.8
05:00	0	0	1	4	8	12	3	1	0	0	0	0	0	29	37.9
06:00	0	0	0	23	28	7	5	0	1	0	0	0	0	64	35.5
07:00	0	0	1	53	87	16	3	0	0	0	0	0	0	160	33.3
08:00	0	1	6	65	68	13	3	0	0	0	0	0	0	156	33.2
09:00	0	0	2	41	49	10	2	0	0	0	0	0	0	104	32.7
10:00	1	1	4	38	55	10	1	0	0	0	0	0	0	110	33.1
11:00	0	1	3	54	69	13	3	0	0	0	0	0	0	143	33.0
12:00	0	1	1	41	64	21	0	1	0	0	0	0	0	129	34.4
13:00	0	0	3	58	59	13	2	0	0	0	0	0	0	135	33.0
14:00	0	0	7	68	68	6	3	1	0	0	0	0	0	153	32.2
15:00	0	2	2	71	63	21	1	0	0	0	0	0	0	160	33.7
16:00	0	0	2	82	74	19	4	0	0	0	0	0	0	181	32.8
17:00	0	1	9	80	77	23	2	1	0	0	0	0	0	193	33.8
18:00	0	0	2	53	66	18	2	0	0	0	0	0	0	141	33.7
19:00	0	0	4	43	56	20	5	0	0	0	0	0	0	128	35.1
20:00	0	0	0	31	27	12	1	0	0	0	0	0	0	71	34.5
21:00	0	0	0	14	22	5	3	0	1	0	0	0	0	45	35.5
22:00	0	0	0	14	15	4	2	0	0	0	0	0	0	35	35.5
23:00	0	0	0	9	6	2	1	2	0	0	0	0	0	20	39.0
AM Total	2	4	17	281	373	87	25	2	1	0	0	0	0		
PM Total	0	4	30	564	597	164	26	5	1	0	0	0	0		
Total	2	8	47	845	970	251	51	7	2	0	0	0	0		
Percent	0.09%	0.37%	2.15%	38.71%	44.43%	11.50%	2.34%	0.32%	0.09%	0.00%	0.00%	0.00%	0.00%		

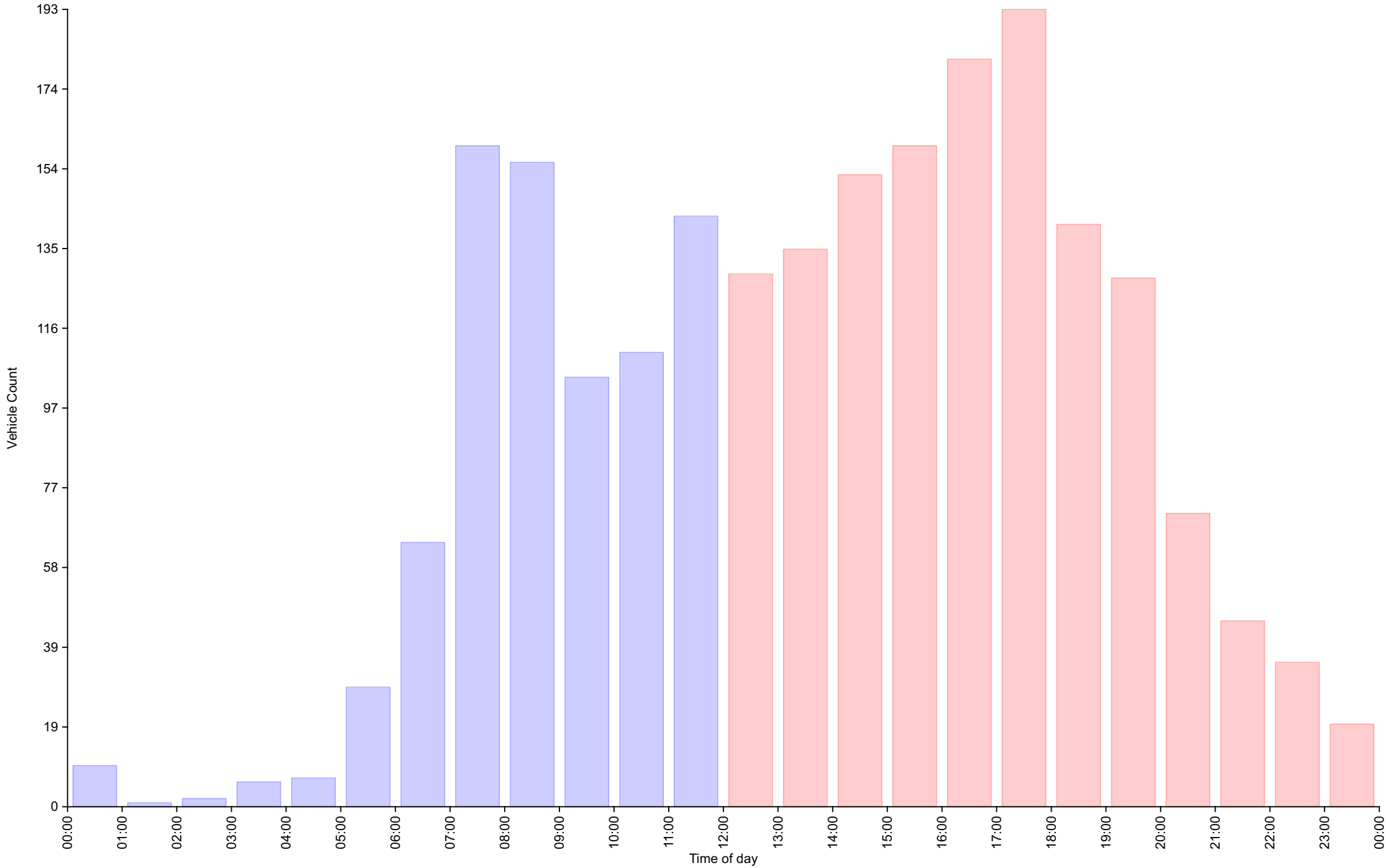
Time of day

Total Vehicles : 2183
 30th Percentile : 28.2 MPH
 50th Percentile : 29.7 MPH
 85th Percentile : 33.8 MPH
 95th Percentile : 37.4 MPH
 Average Speed : 30.6 MPH
 Highest Speed : 54.3 MPH
 Total Over Speed Limit : 58.7 % (1281 / 2183)

Vehicle Counts By Hour

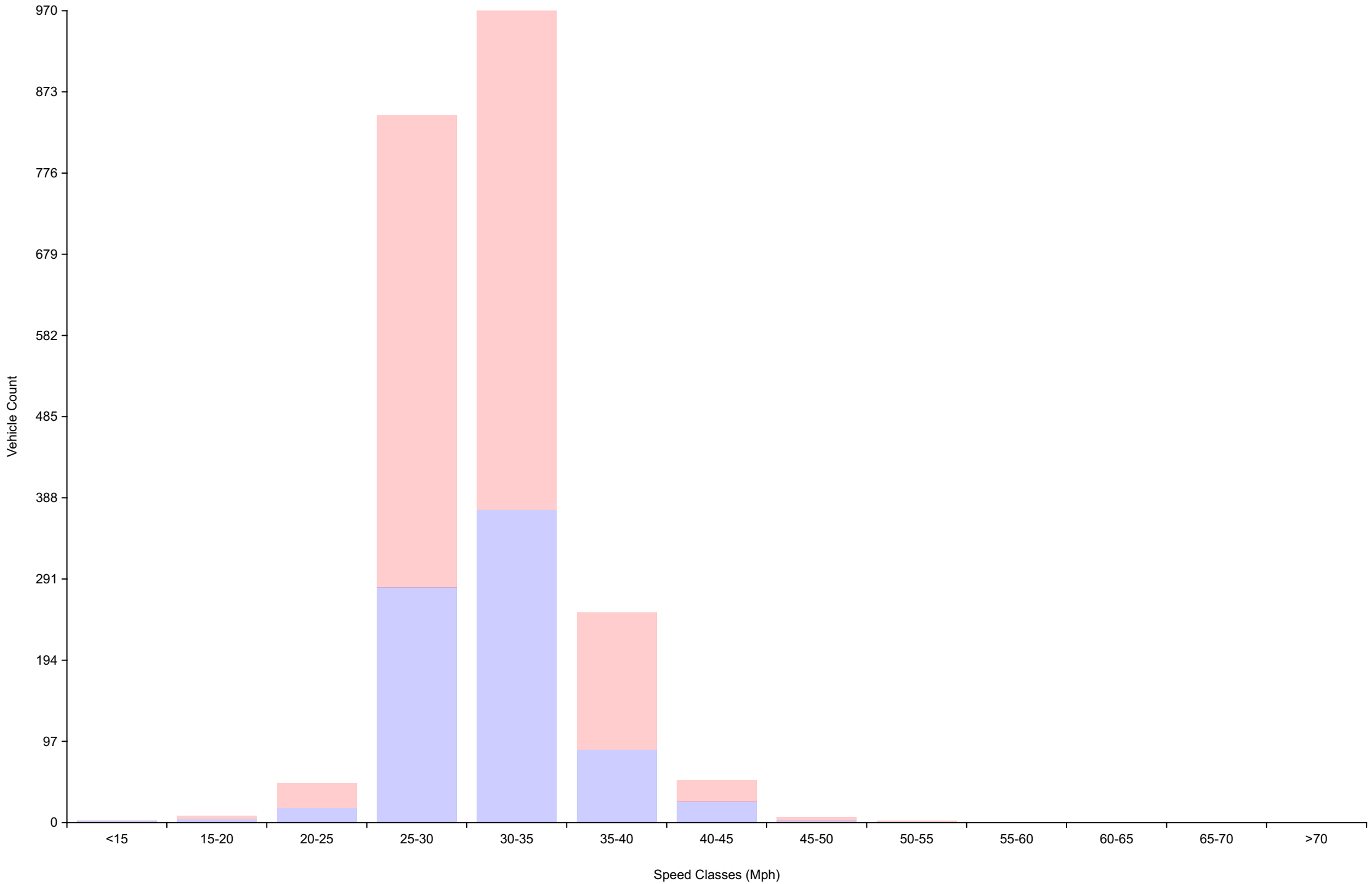
Daily Overview for Tue Apr 2 2024

(60 Minute Resolution)

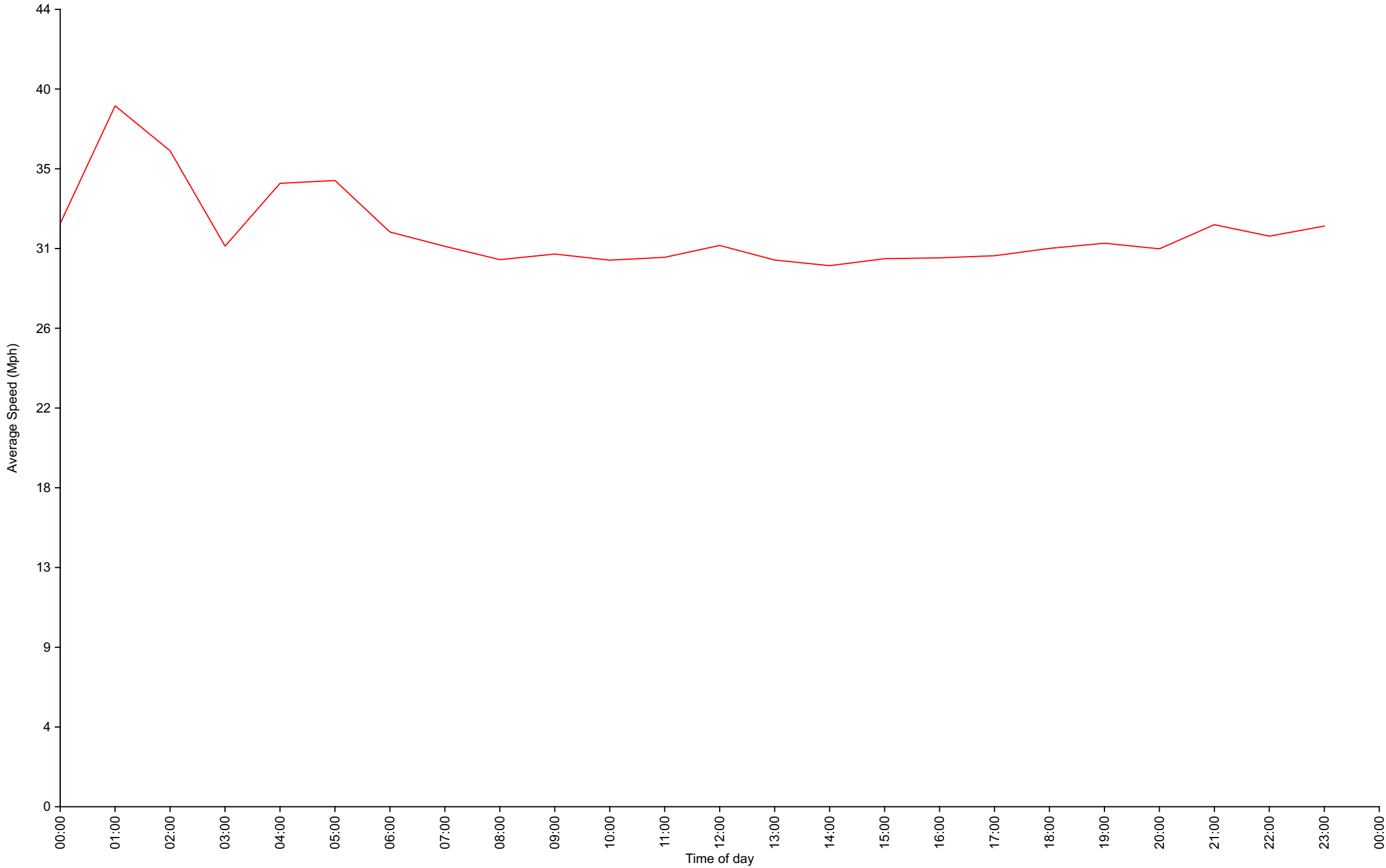


Vehicle Counts By Speed Class

Daily Overview for Tue Apr 2 2024

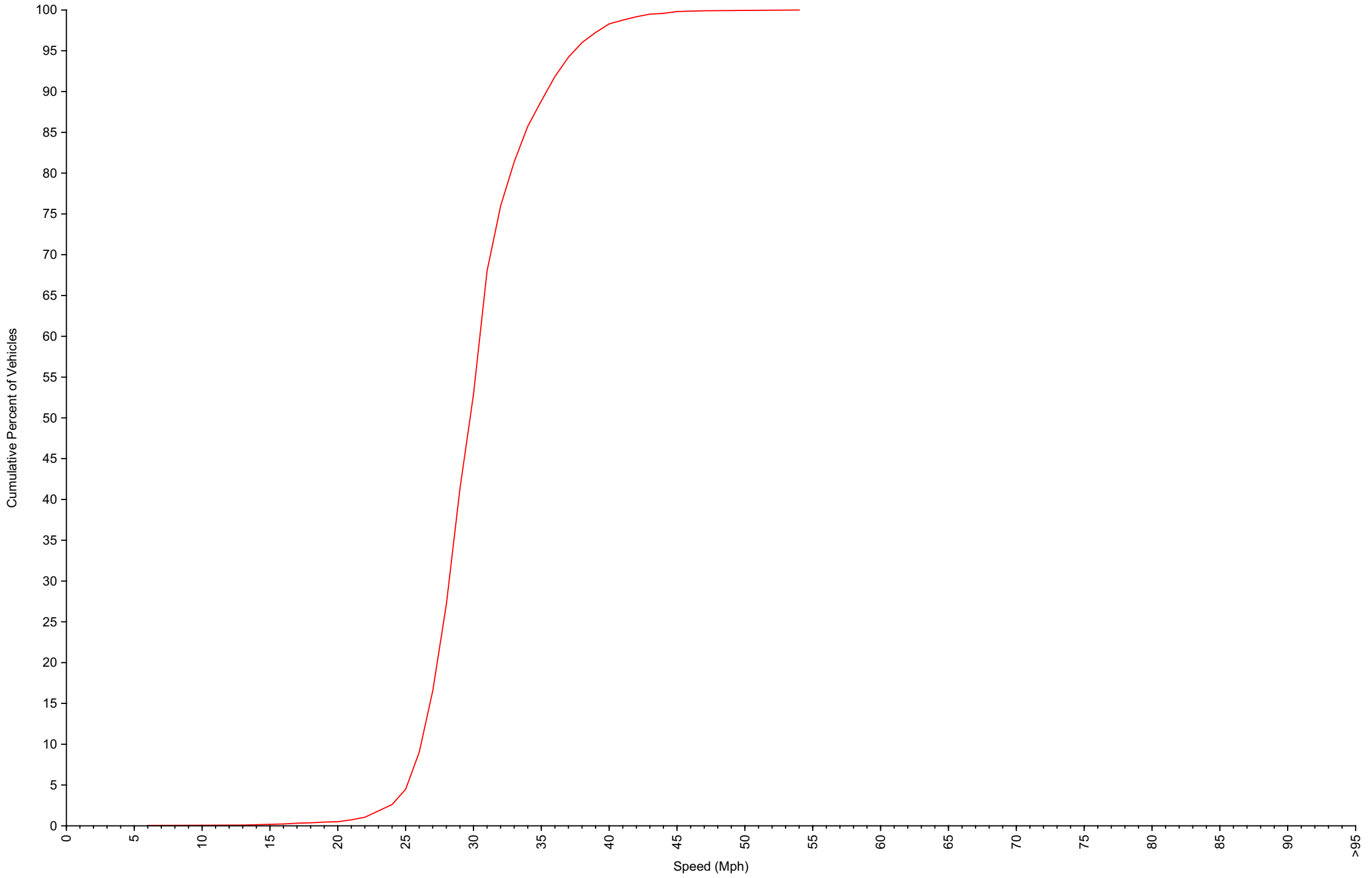


Average Speed By Hour
Daily Overview for Tue Apr 2 2024
(60 Minute Resolution)



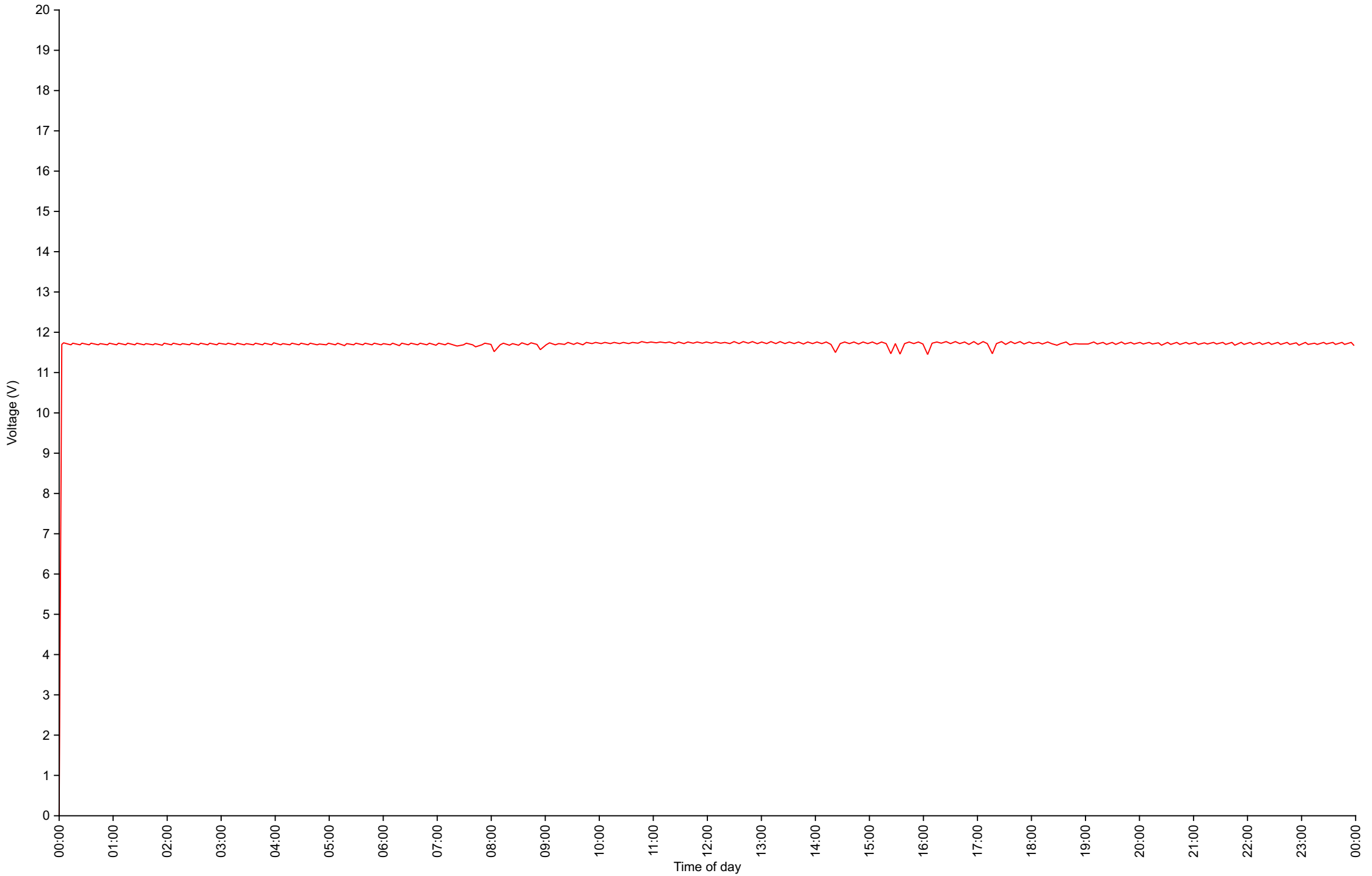
Cumulative Speed Distribution Curve

Daily Overview for Tue Apr 2 2024



Voltage

Daily Overview for Tue Apr 2 2024



Traffic Report - York Road

Daily Overview for Wed Apr 3 2024

Vehicle Speed Classes (Mph)

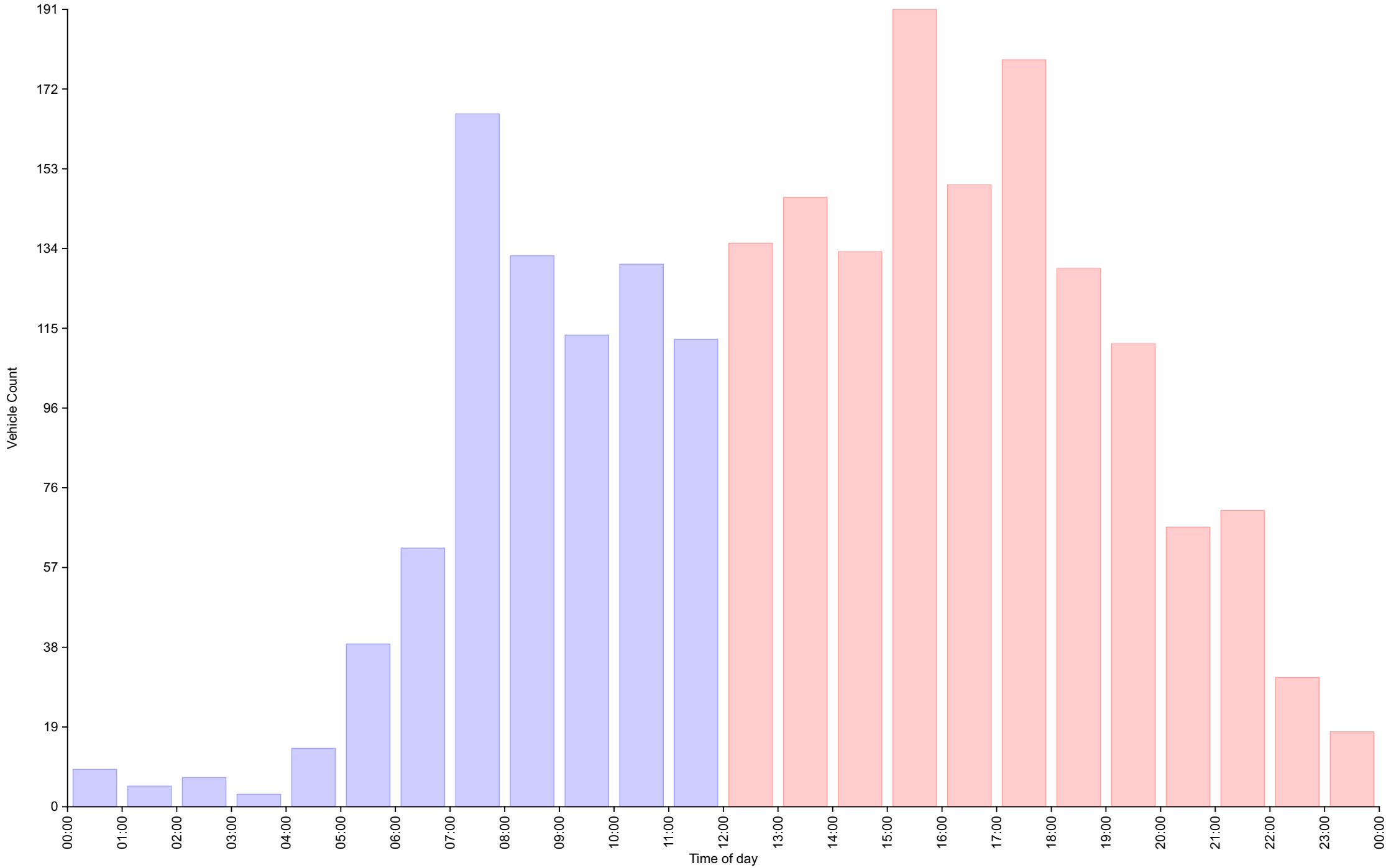
	<15	15 20	20 25	25 30	30 35	35 40	40 45	45 50	50 55	55 60	60 65	65 70	>70	Total	85th Percentile
00:00	0	0	0	4	4	1	0	0	0	0	0	0	0	9	31.6
01:00	0	0	0	2	2	1	0	0	0	0	0	0	0	5	32.3
02:00	0	0	1	1	1	4	0	0	0	0	0	0	0	7	37.9
03:00	2	0	0	0	0	1	0	0	0	0	0	0	0	3	24.9
04:00	5	0	0	1	5	2	1	0	0	0	0	0	0	14	34.8
05:00	4	0	0	9	16	6	3	1	0	0	0	0	0	39	37.6
06:00	1	0	0	16	30	8	6	1	0	0	0	0	0	62	37.7
07:00	0	0	2	75	75	9	5	0	0	0	0	0	0	166	32.4
08:00	0	0	3	62	53	10	3	1	0	0	0	0	0	132	31.9
09:00	0	0	3	50	54	2	3	0	1	0	0	0	0	113	32.5
10:00	0	0	5	50	57	13	5	0	0	0	0	0	0	130	33.6
11:00	0	0	3	33	58	15	3	0	0	0	0	0	0	112	34.2
12:00	0	0	3	55	57	18	2	0	0	0	0	0	0	135	34.0
13:00	0	0	1	47	74	19	3	2	0	0	0	0	0	146	34.5
14:00	0	1	0	56	55	16	5	0	0	0	0	0	0	133	35.0
15:00	0	1	3	73	86	25	3	0	0	0	0	0	0	191	33.9
16:00	0	0	1	67	58	21	2	0	0	0	0	0	0	149	34.1
17:00	0	0	2	73	85	18	1	0	0	0	0	0	0	179	32.8
18:00	0	0	4	58	58	7	2	0	0	0	0	0	0	129	32.3
19:00	0	0	2	46	47	10	6	0	0	0	0	0	0	111	33.7
20:00	0	0	1	25	33	7	1	0	0	0	0	0	0	67	33.5
21:00	0	0	1	24	30	7	3	2	4	0	0	0	0	71	38.2
22:00	0	0	0	13	11	4	2	1	0	0	0	0	0	31	38.2
23:00	0	0	0	8	7	3	0	0	0	0	0	0	0	18	34.3
AM Total	12	0	17	303	355	72	29	3	1	0	0	0	0		
PM Total	0	2	18	545	601	155	30	5	4	0	0	0	0		
Total	12	2	35	848	956	227	59	8	5	0	0	0	0		
Percent	0.56%	0.09%	1.63%	39.41%	44.42%	10.55%	2.74%	0.37%	0.23%	0.00%	0.00%	0.00%	0.00%		

Time of day

Total Vehicles : 2152
 30th Percentile : 28.2 MPH
 50th Percentile : 29.7 MPH
 85th Percentile : 33.7 MPH
 95th Percentile : 37.9 MPH
 Average Speed : 30.6 MPH
 Highest Speed : 54.5 MPH
 Total Over Speed Limit : 58.3 % (1255 / 2152)

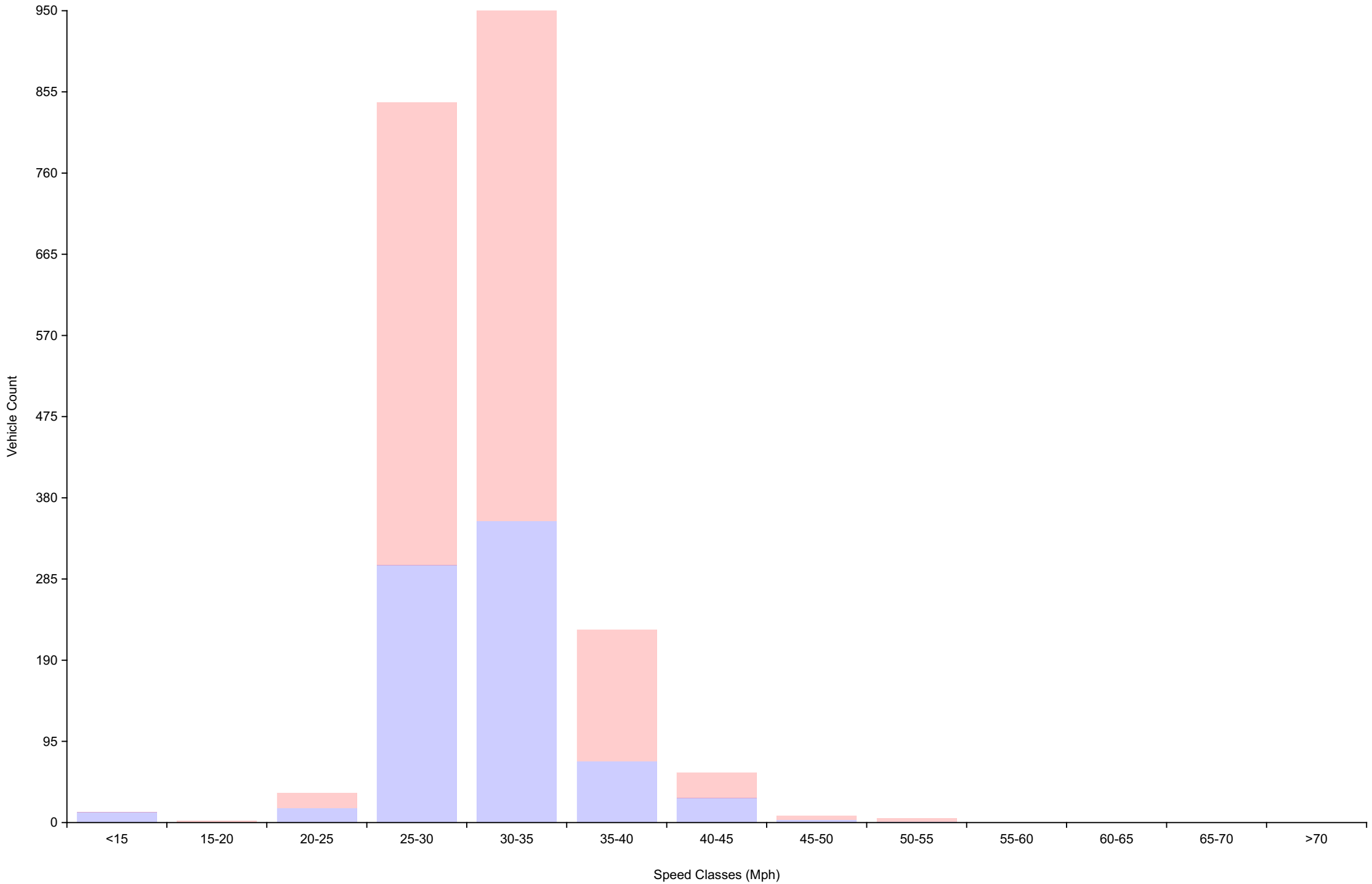
Vehicle Counts By Hour

Daily Overview for Wed Apr 3 2024
(60 Minute Resolution)



Vehicle Counts By Speed Class

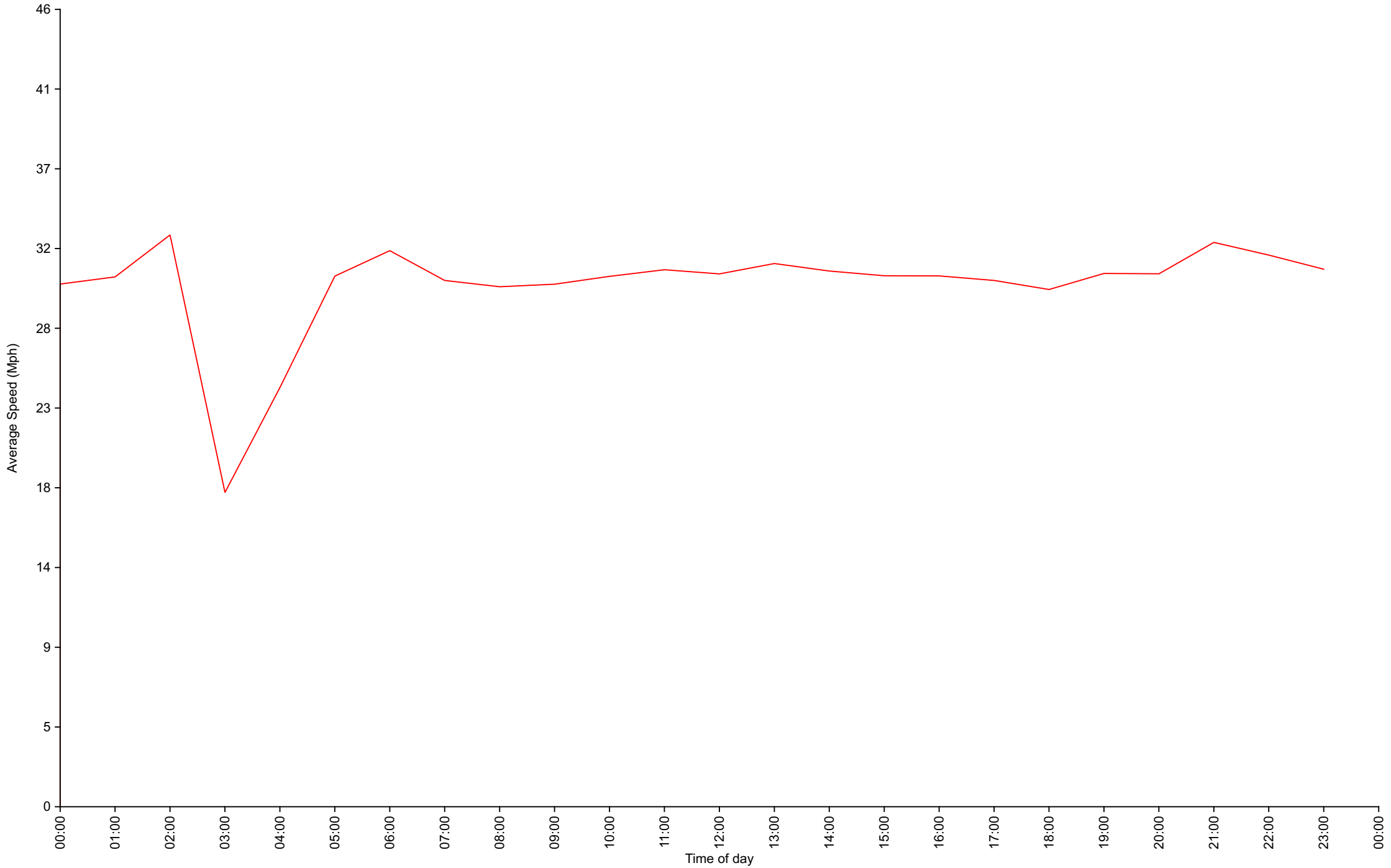
Daily Overview for Wed Apr 3 2024



Average Speed By Hour

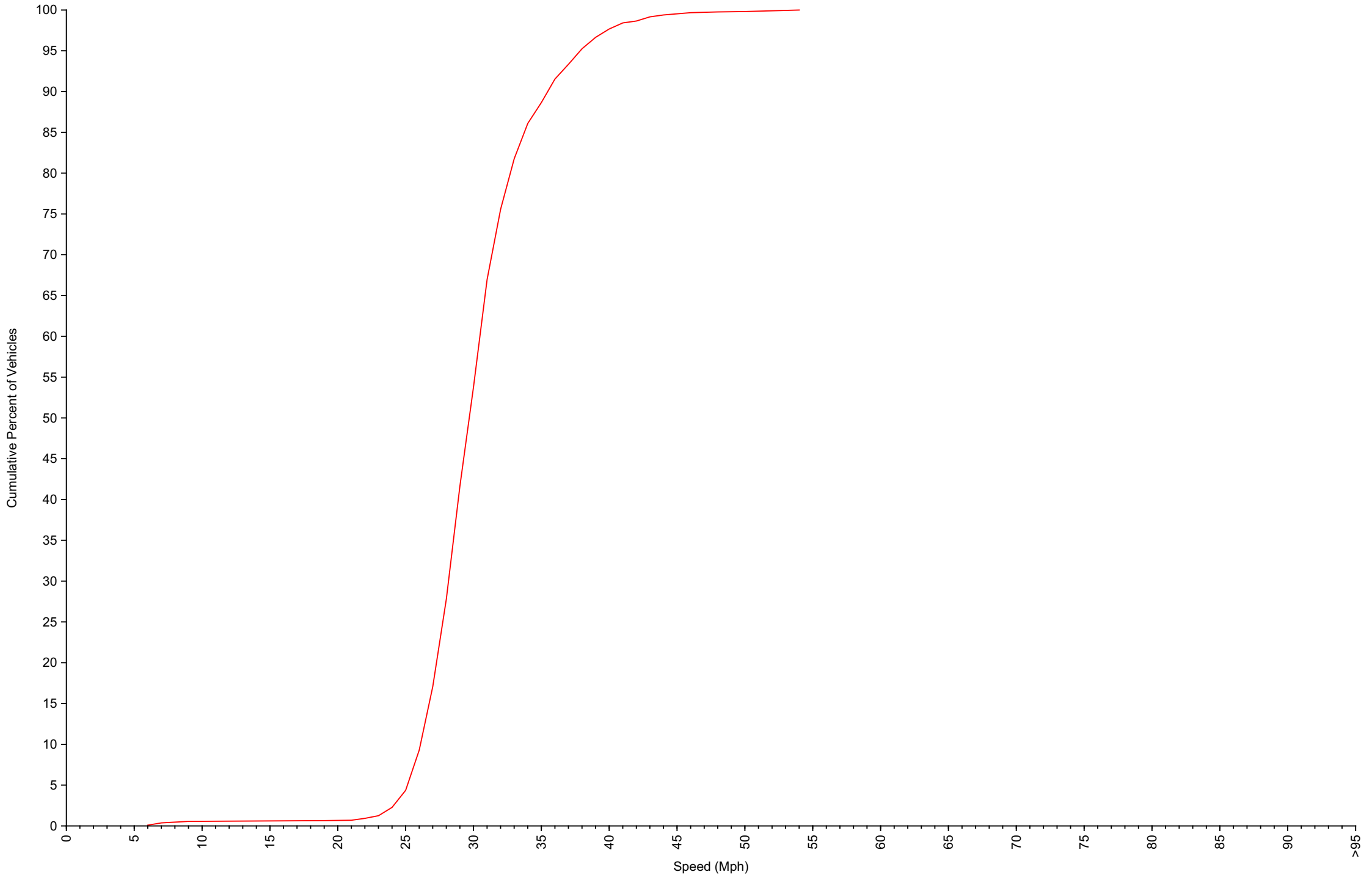
Daily Overview for Wed Apr 3 2024

(60 Minute Resolution)



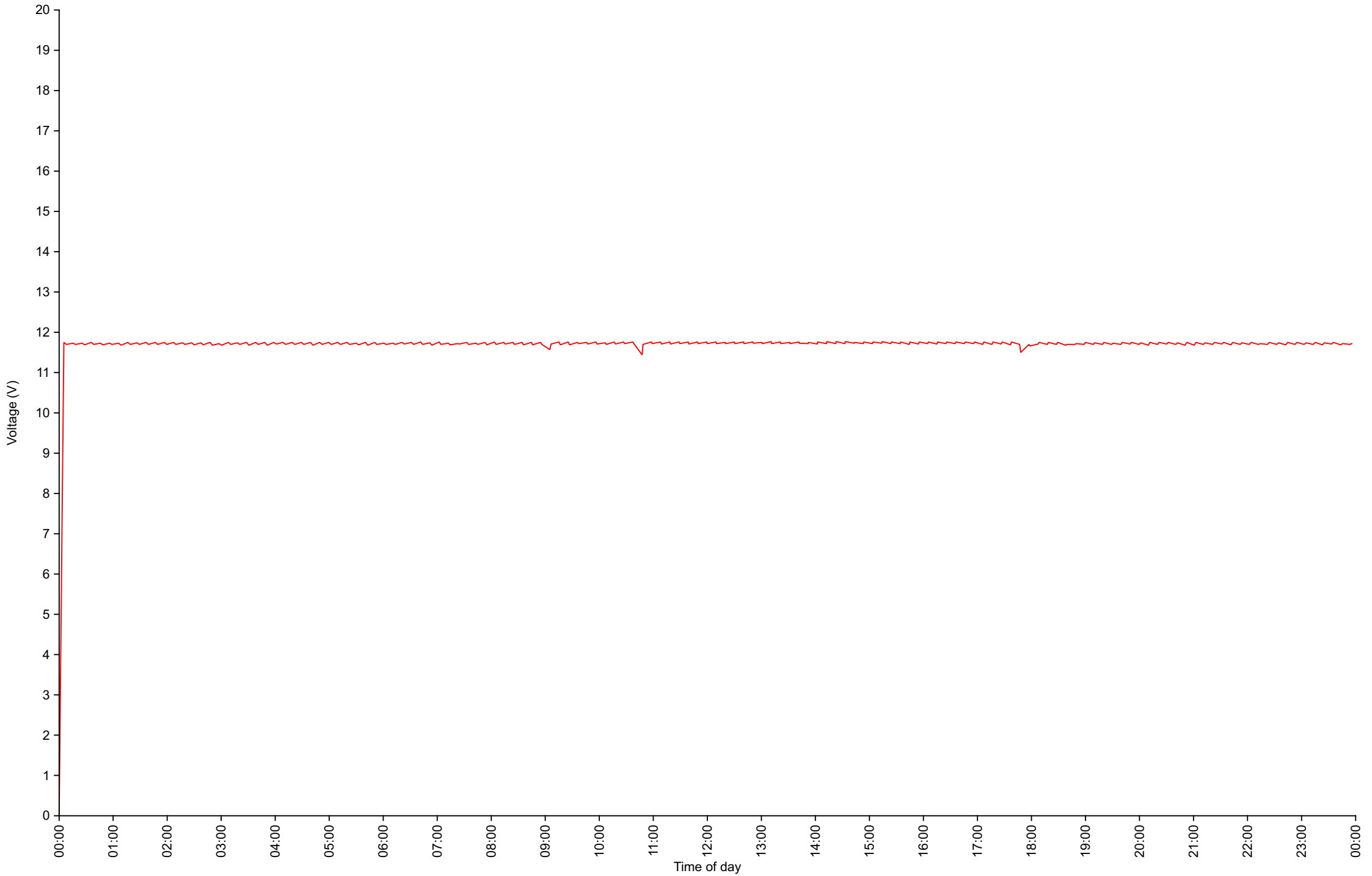
Cumulative Speed Distribution Curve

Daily Overview for Wed Apr 3 2024



Voltage

Daily Overview for Wed Apr 3 2024



Traffic Report - York Road

Daily Overview for Thu Apr 4 2024

Vehicle Speed Classes (Mph)

	<15	15 20	20 25	25 30	30 35	35 40	40 45	45 50	50 55	55 60	60 65	65 70	>70	Total	85th Percentile
00:00	0	0	0	2	3	1	0	0	0	0	0	0	0	6	32.3
01:00	0	0	1	0	0	1	0	0	0	0	0	0	0	2	31.4
02:00	0	0	1	1	1	1	0	1	0	0	0	0	0	5	40.5
03:00	0	0	0	1	0	0	0	0	0	0	0	0	0	1	25.6
04:00	0	0	0	2	3	0	3	0	0	0	0	0	0	8	42.6
05:00	0	0	0	8	14	12	5	0	0	0	0	0	0	39	38.7
06:00	0	0	1	22	26	8	3	1	0	0	0	0	0	61	34.6
07:00	0	0	2	57	73	18	5	0	0	0	0	0	0	155	34.0
08:00	1	0	6	77	60	11	2	0	0	0	0	0	0	157	32.8
09:00	0	1	1	42	62	10	1	0	0	0	0	0	0	117	32.9
10:00	0	0	2	62	50	8	2	0	0	0	0	0	0	124	31.8
11:00	0	1	3	45	61	10	0	0	0	0	0	0	0	120	32.3
12:00	0	0	2	56	77	17	1	0	0	0	0	0	0	153	33.3
13:00	0	0	0	62	92	15	4	0	0	0	0	0	0	173	33.5
14:00	1	1	9	57	64	16	4	1	0	0	0	0	0	153	33.8
15:00	0	0	4	67	71	19	5	1	0	0	0	0	0	167	34.0
16:00	0	0	3	54	82	29	5	2	0	0	0	0	0	175	35.2
17:00	0	0	3	69	69	22	0	1	0	0	0	0	0	164	33.7
18:00	0	0	1	43	61	14	1	0	0	0	0	0	0	120	33.4
19:00	0	0	5	45	46	12	2	0	0	0	0	0	0	110	33.6
20:00	3	0	3	31	33	8	5	0	0	0	0	0	0	83	34.3
21:00	1	0	1	28	15	10	1	0	0	0	0	0	0	56	34.9
22:00	1	0	0	17	11	5	1	3	0	0	0	0	0	38	37.5
23:00	0	0	1	7	10	1	3	0	0	0	0	0	0	22	36.1
AM Total	1	2	17	319	353	80	21	2	0	0	0	0	0		
PM Total	6	1	32	536	631	168	32	8	0	0	0	0	0		
Total	7	3	49	855	984	248	53	10	0	0	0	0	0		
Percent	0.32%	0.14%	2.22%	38.71%	44.55%	11.23%	2.40%	0.45%	0.00%	0.00%	0.00%	0.00%	0.00%		

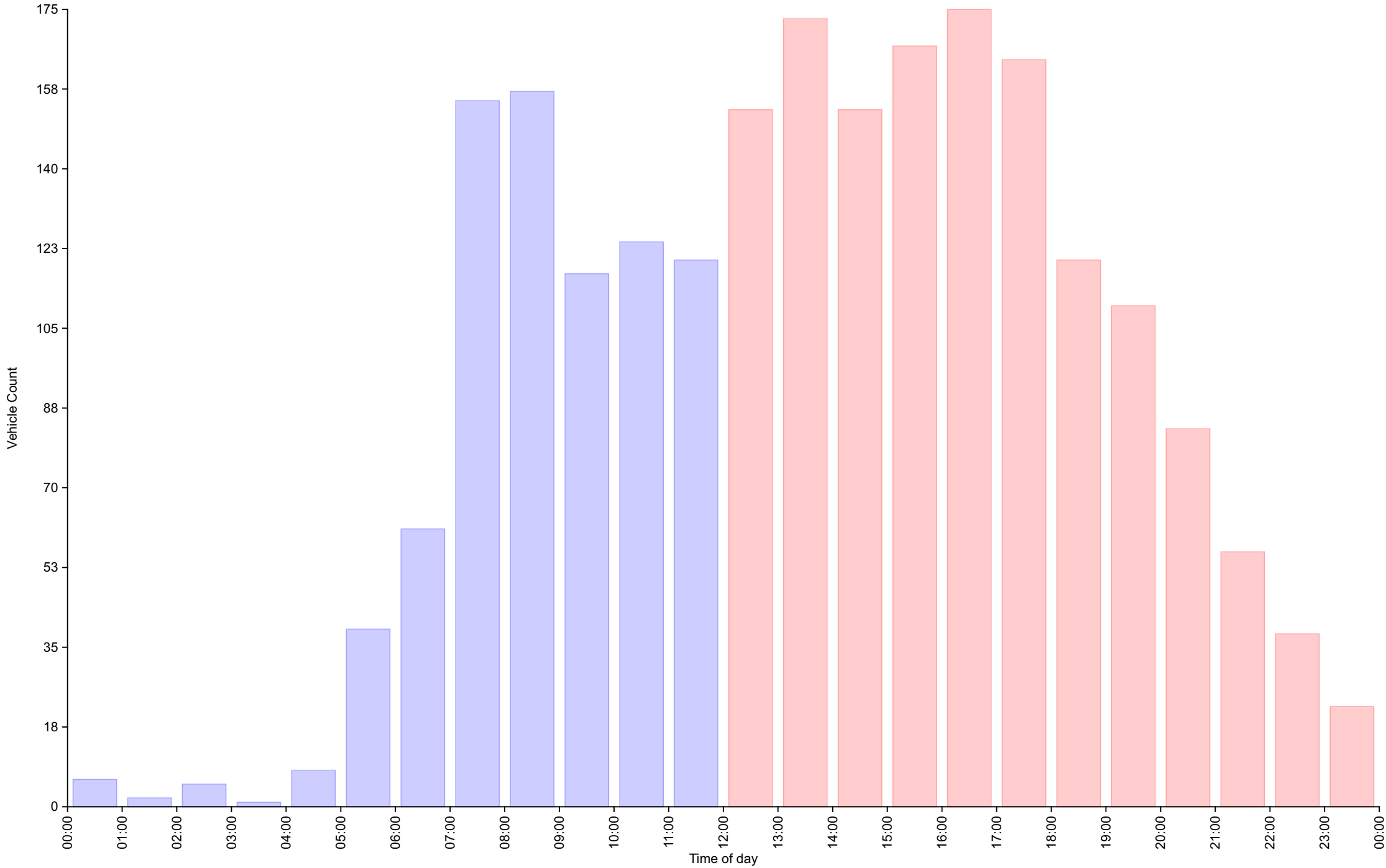
Time of day

Total Vehicles : 2209
 30th Percentile : 28.2 MPH
 50th Percentile : 29.7 MPH
 85th Percentile : 33.8 MPH
 95th Percentile : 37.2 MPH
 Average Speed : 30.7 MPH
 Highest Speed : 48.4 MPH
 Total Over Speed Limit : 58.6 % (1295 / 2209)

Vehicle Counts By Hour

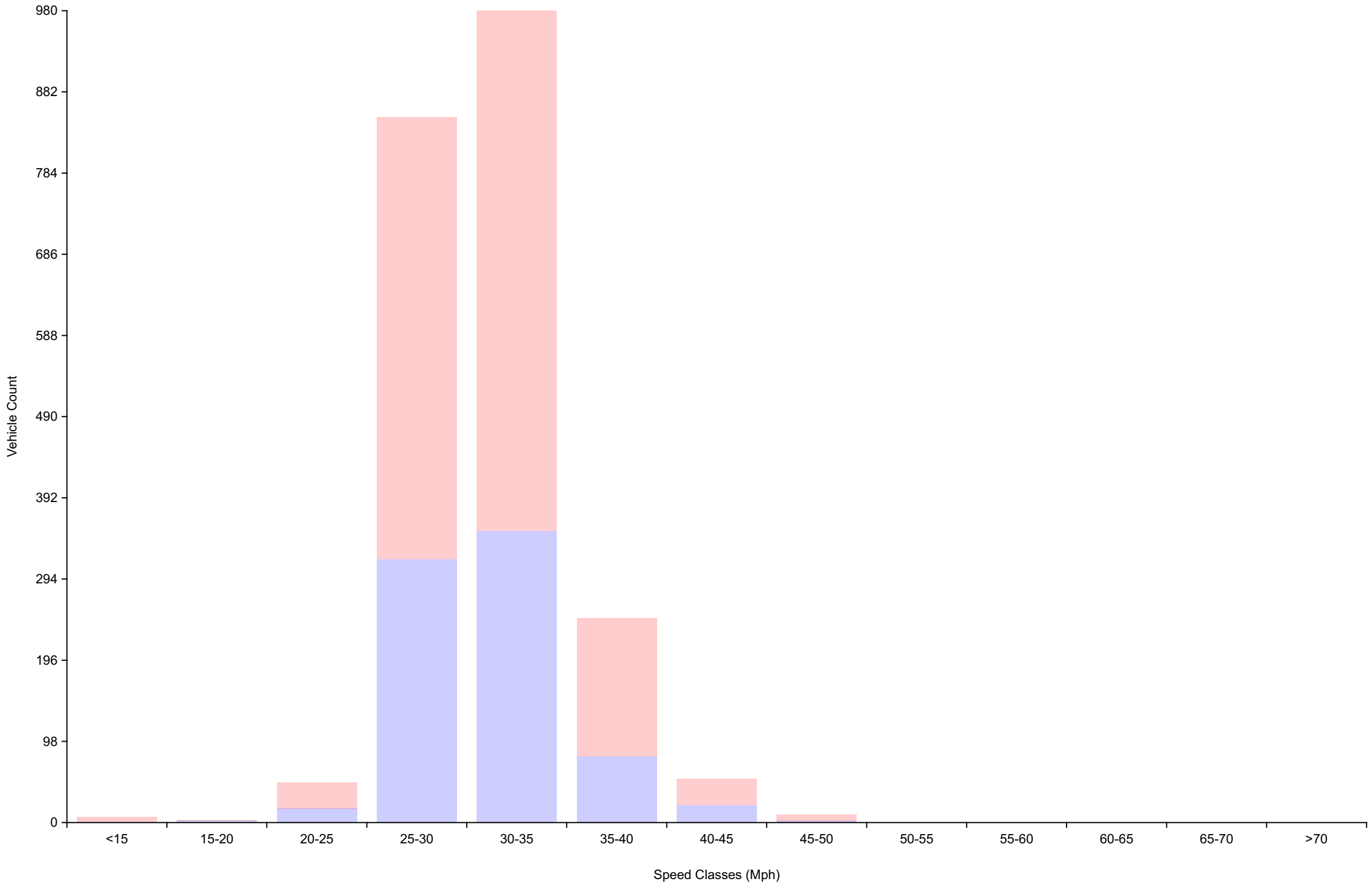
Daily Overview for Thu Apr 4 2024

(60 Minute Resolution)



Vehicle Counts By Speed Class

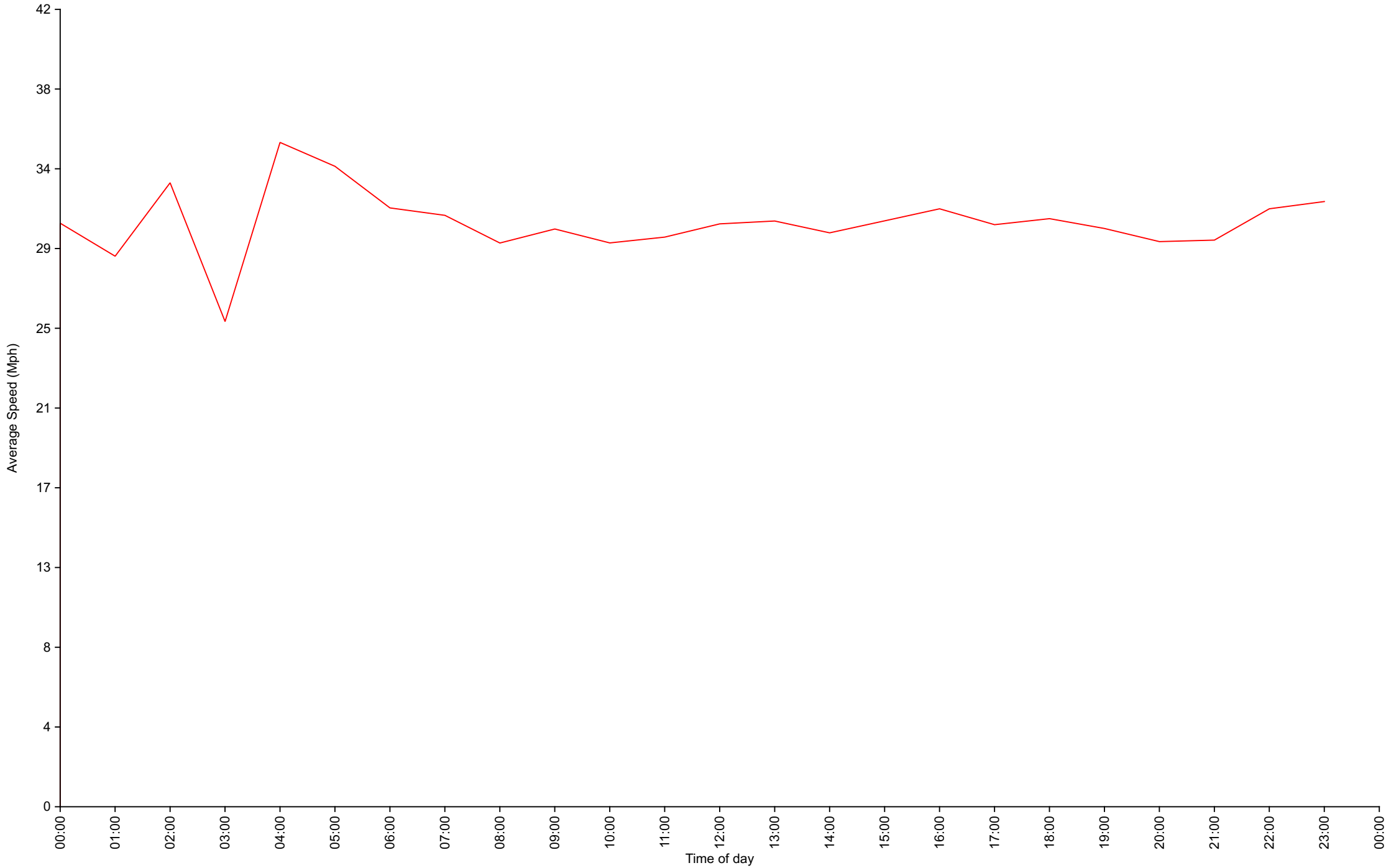
Daily Overview for Thu Apr 4 2024



Average Speed By Hour

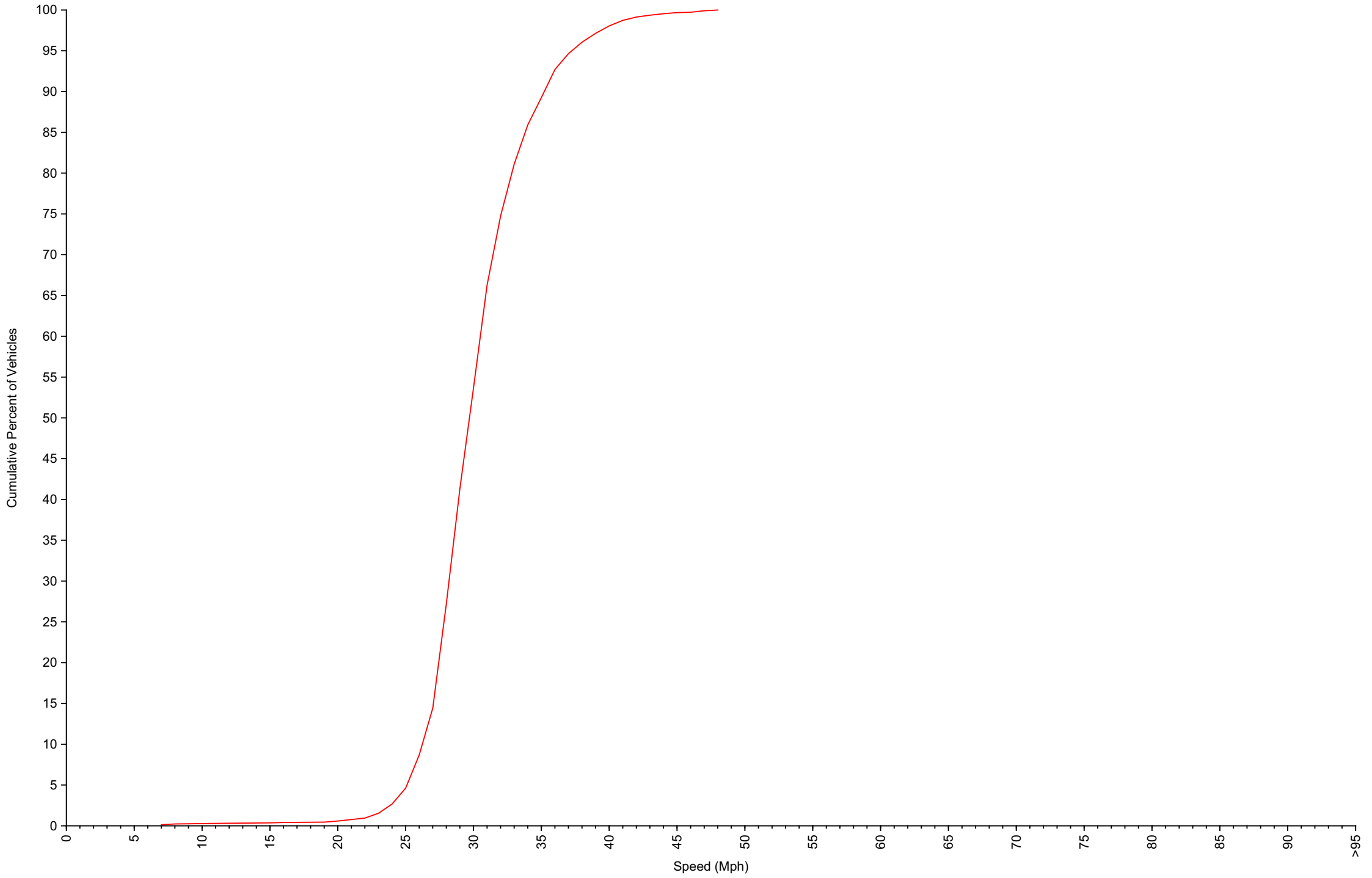
Daily Overview for Thu Apr 4 2024

(60 Minute Resolution)



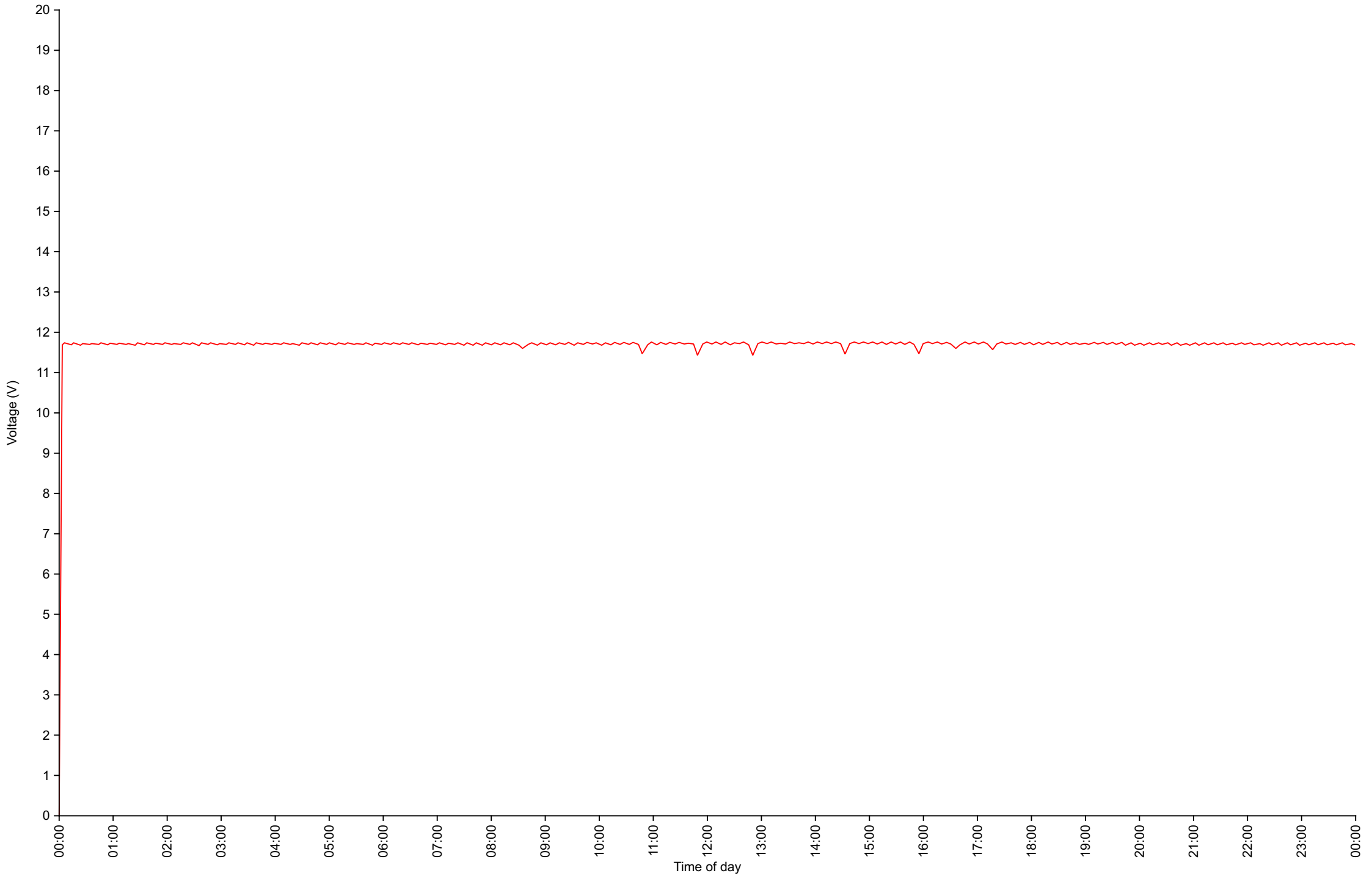
Cumulative Speed Distribution Curve

Daily Overview for Thu Apr 4 2024



Voltage

Daily Overview for Thu Apr 4 2024



Traffic Report - York Road

Daily Overview for Fri Apr 5 2024

Vehicle Speed Classes (Mph)

	<15	15 20	20 25	25 30	30 35	35 40	40 45	45 50	50 55	55 60	60 65	65 70	>70	Total	85th Percentile
00:00	2	0	1	0	5	2	3	0	0	0	0	0	0	13	38.1
01:00	0	0	1	3	4	1	0	0	0	0	0	0	0	9	32.6
02:00	7	0	1	1	0	0	0	0	0	0	0	0	0	9	19.1
03:00	1	0	0	1	1	2	0	0	0	0	0	0	0	5	36.3
04:00	0	0	0	2	0	1	1	0	0	0	0	0	0	4	38.4
05:00	0	0	1	9	19	5	2	1	0	0	0	0	0	37	35.4
06:00	0	0	1	27	33	7	0	1	0	0	0	0	0	69	33.5
07:00	0	0	2	51	64	16	5	0	0	0	0	0	0	138	34.0
08:00	0	0	4	70	63	10	0	0	0	0	0	0	0	147	31.4
09:00	0	0	2	43	53	12	3	0	0	0	0	0	0	113	33.6
10:00	0	1	2	49	56	16	1	0	0	0	0	0	0	125	33.7
11:00	0	0	2	55	56	13	1	0	0	0	0	0	0	127	32.9
12:00	0	0	2	64	88	23	3	1	0	0	0	0	0	181	34.0
13:00	0	1	4	65	66	16	2	1	0	0	0	0	0	155	33.7
14:00	0	0	2	57	94	17	4	0	0	0	0	0	0	174	33.3
15:00	0	0	4	55	90	11	3	0	1	0	0	0	0	164	33.2
16:00	0	0	3	48	78	23	7	0	0	0	0	0	0	159	35.0
17:00	0	1	7	54	80	20	7	0	0	0	0	0	0	169	34.2
18:00	0	0	2	34	85	30	5	0	0	0	0	0	0	156	35.6
19:00	0	0	2	40	52	16	4	0	0	0	0	0	0	114	35.2
20:00	0	0	0	34	35	12	3	0	0	0	0	0	0	84	34.5
21:00	0	0	0	20	24	10	3	0	0	0	0	0	0	57	35.1
22:00	0	0	0	12	14	5	1	1	0	0	0	0	0	33	35.5
23:00	0	0	0	16	13	0	2	0	0	0	0	0	0	31	31.8
AM Total	10	1	17	311	354	85	16	2	0	0	0	0	0		
PM Total	0	2	26	499	719	183	44	3	1	0	0	0	0		
Total	10	3	43	810	1073	268	60	5	1	0	0	0	0		
Percent	0.44%	0.13%	1.89%	35.64%	47.21%	11.79%	2.64%	0.22%	0.04%	0.00%	0.00%	0.00%	0.00%		

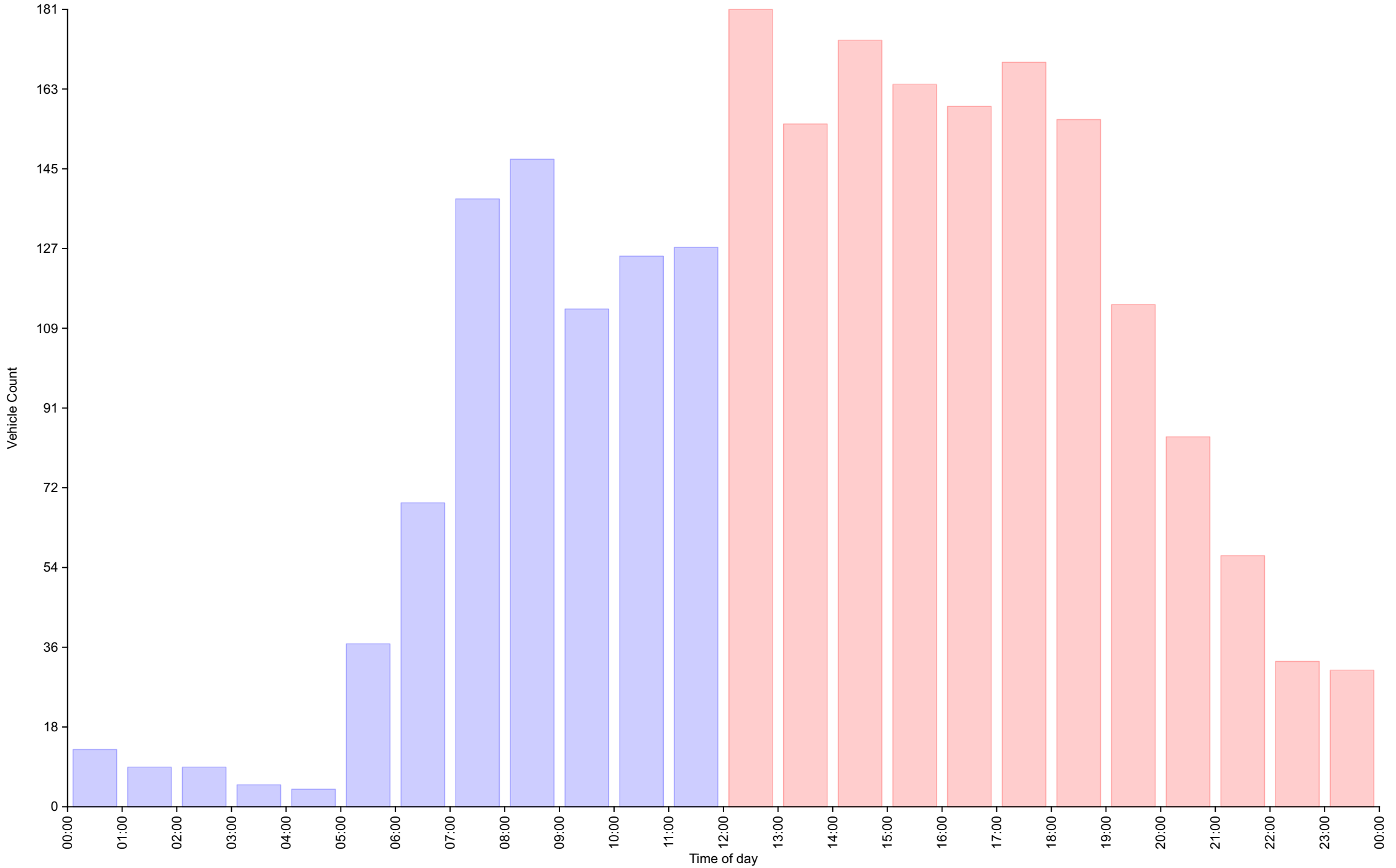
Time of day

Total Vehicles : 2273
 30th Percentile : 28.4 MPH
 50th Percentile : 29.9 MPH
 85th Percentile : 33.9 MPH
 95th Percentile : 37.2 MPH
 Average Speed : 30.8 MPH
 Highest Speed : 52.5 MPH
 Total Over Speed Limit : 61.9 % (1407 / 2273)

Vehicle Counts By Hour

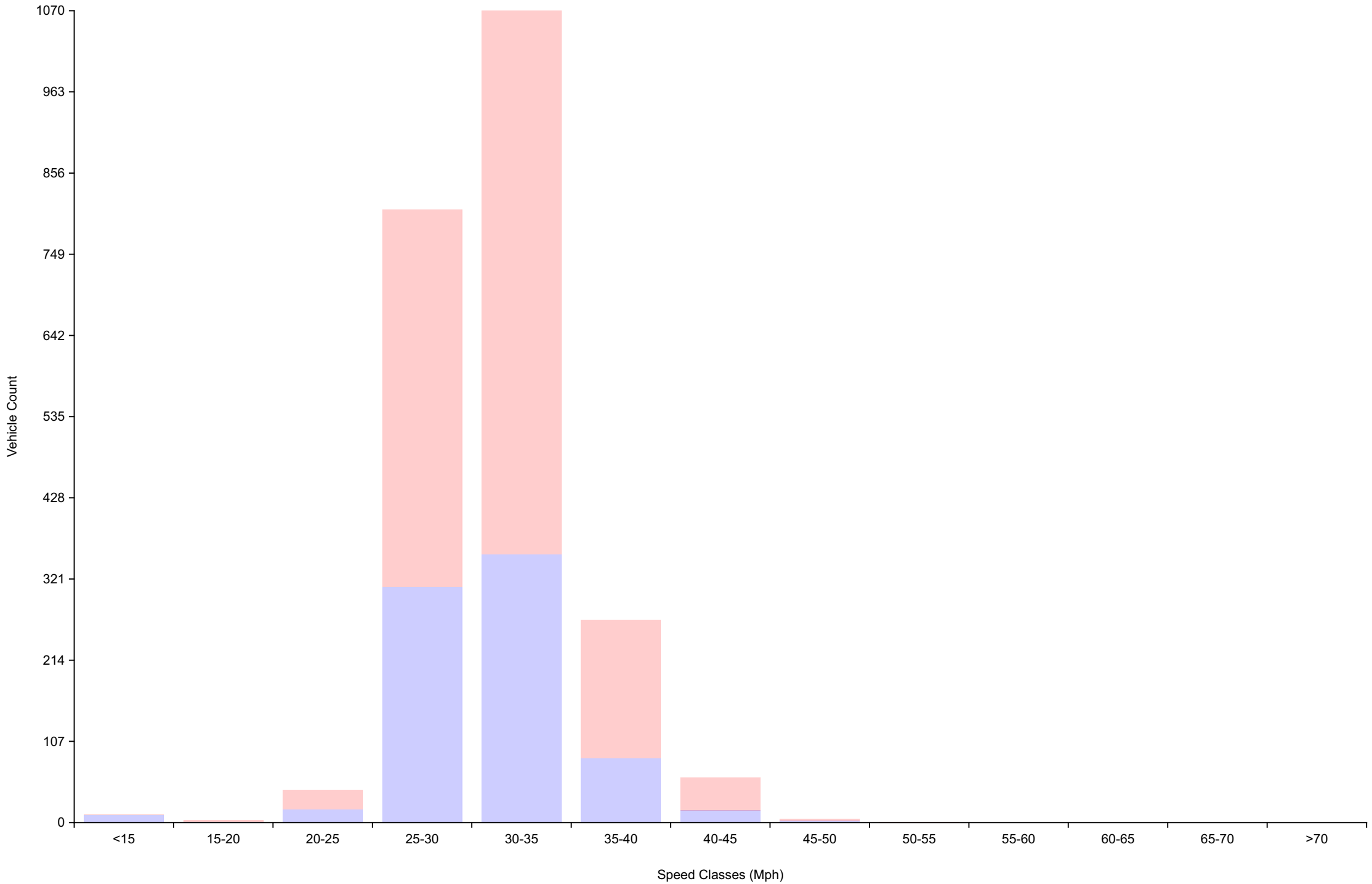
Daily Overview for Fri Apr 5 2024

(60 Minute Resolution)



Vehicle Counts By Speed Class

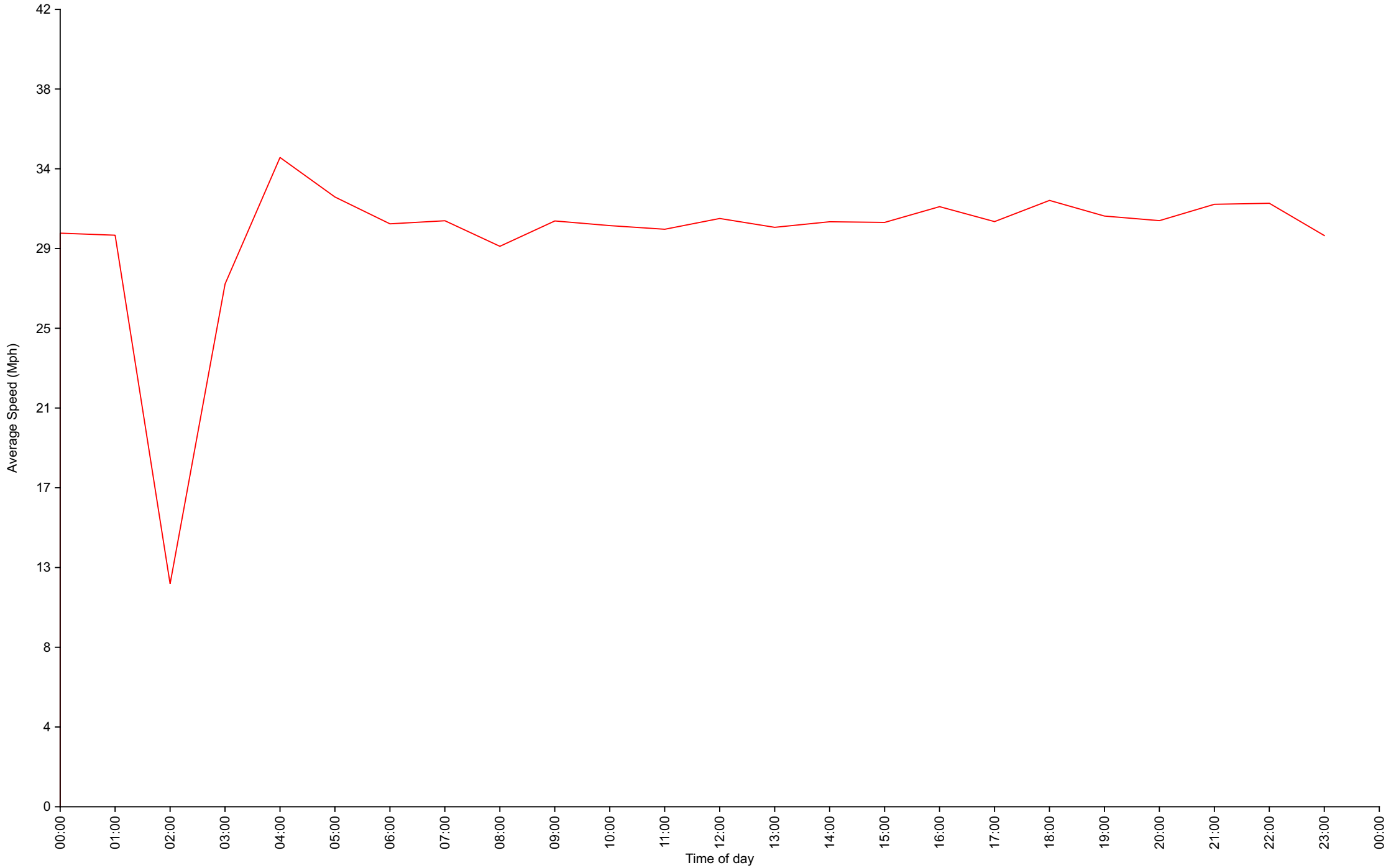
Daily Overview for Fri Apr 5 2024



Average Speed By Hour

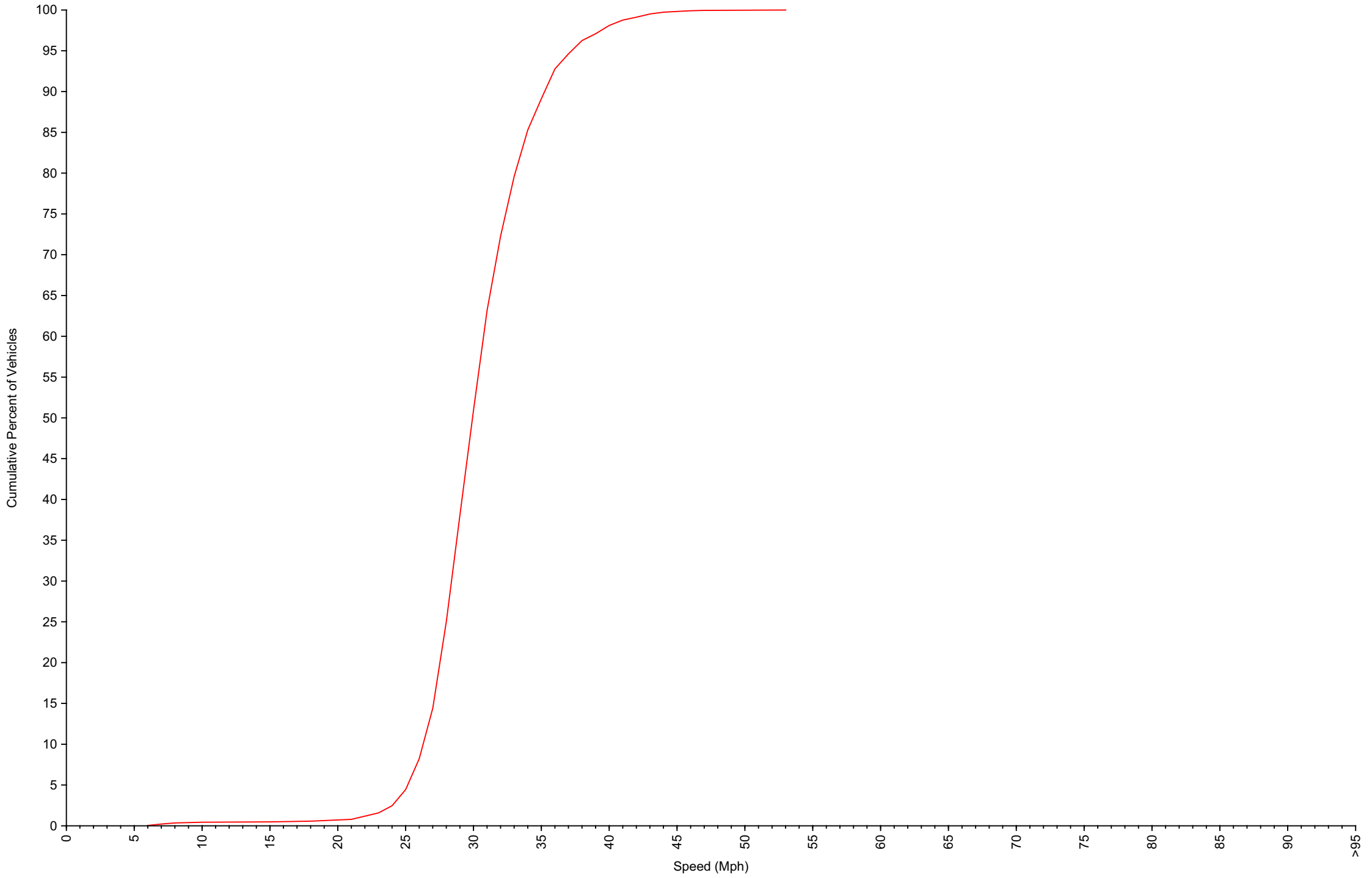
Daily Overview for Fri Apr 5 2024

(60 Minute Resolution)



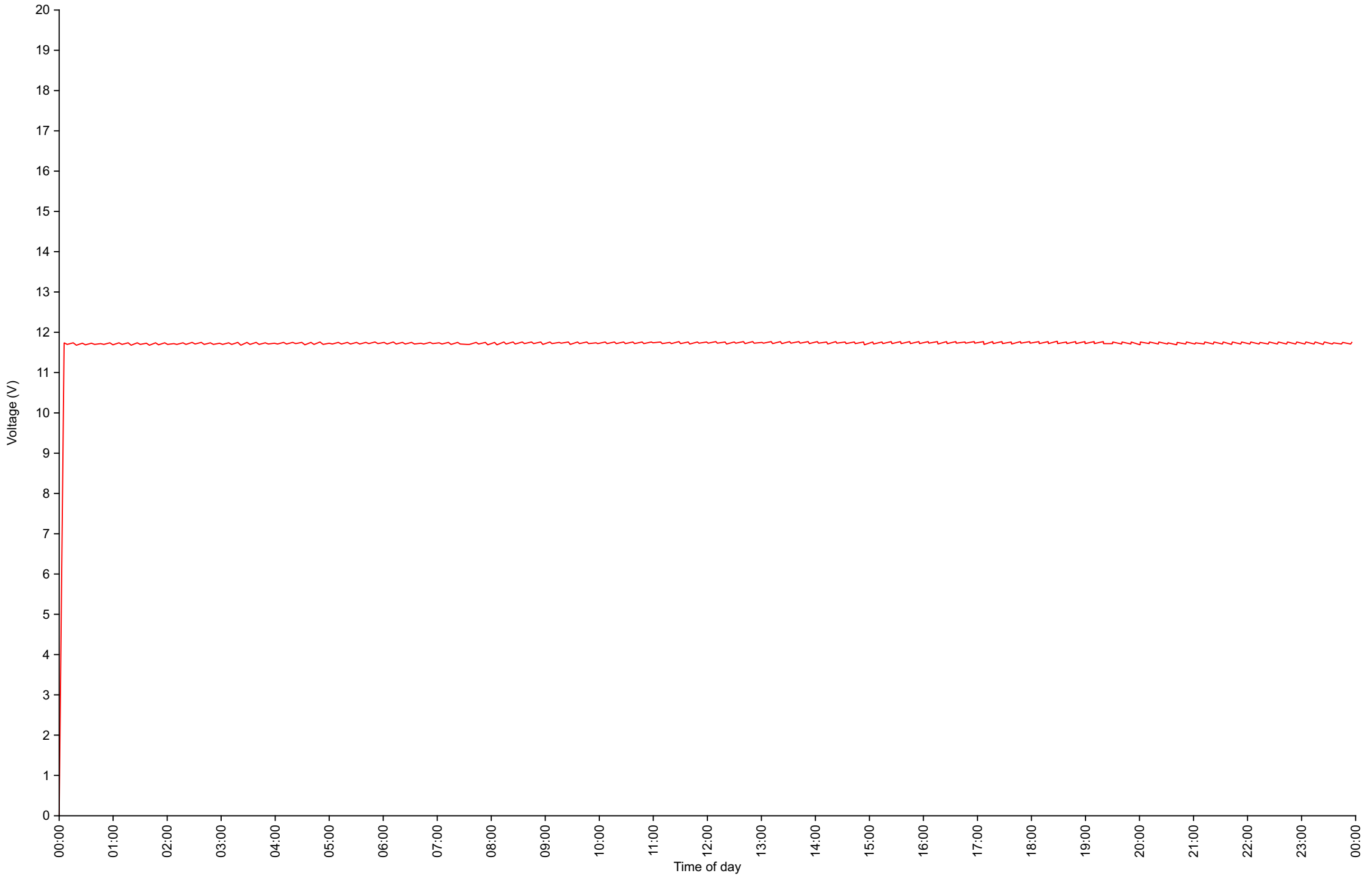
Cumulative Speed Distribution Curve

Daily Overview for Fri Apr 5 2024



Voltage

Daily Overview for Fri Apr 5 2024



Traffic Report - York Road

Daily Overview for Sat Apr 6 2024

Vehicle Speed Classes (Mph)

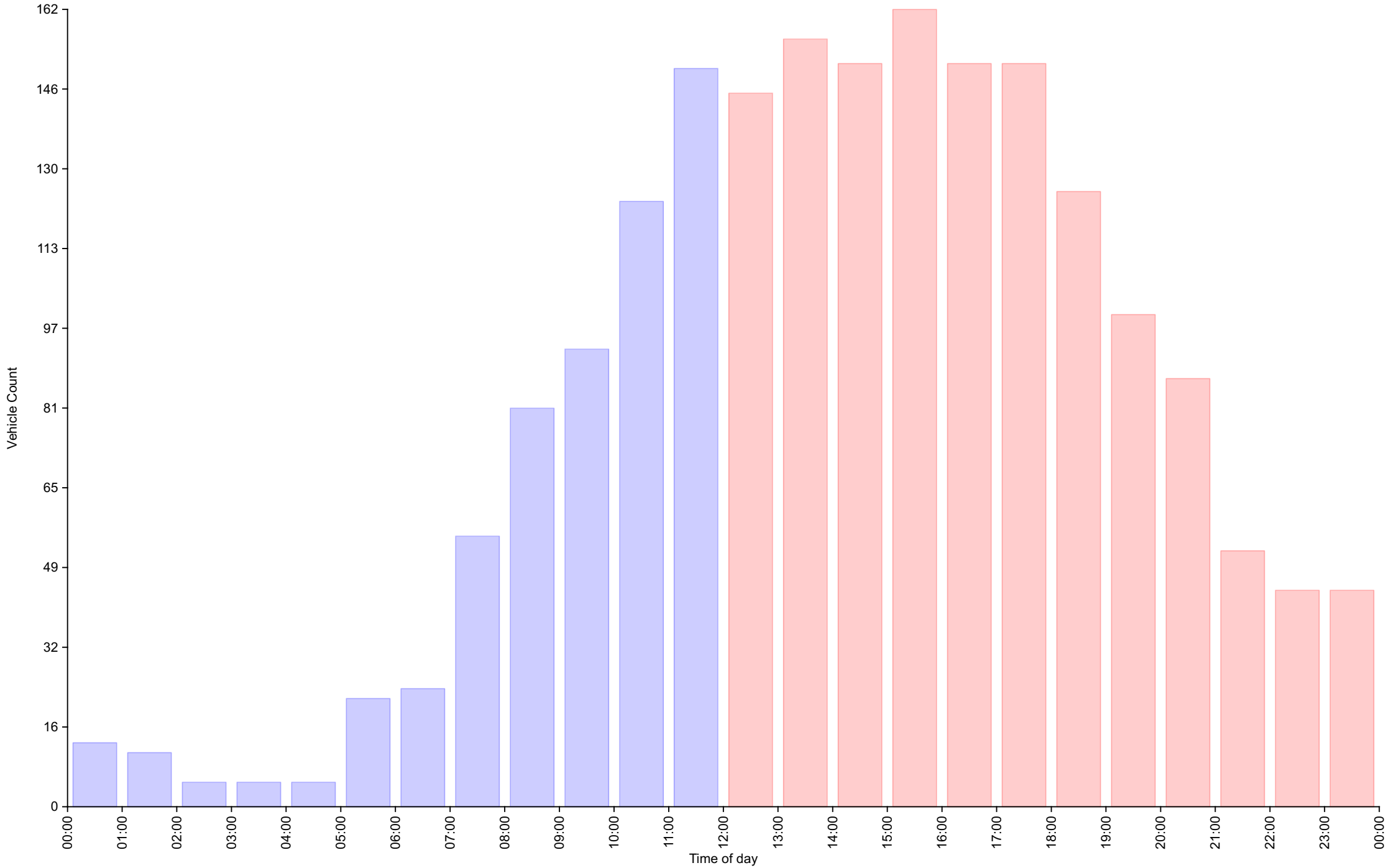
	<15	15 20	20 25	25 30	30 35	35 40	40 45	45 50	50 55	55 60	60 65	65 70	>70	Total	85th Percentile
00:00	0	0	0	3	5	4	1	0	0	0	0	0	0	13	38.1
01:00	0	0	0	4	2	3	2	0	0	0	0	0	0	11	39.7
02:00	0	0	0	0	0	3	2	0	0	0	0	0	0	5	42.5
03:00	0	0	0	1	2	2	0	0	0	0	0	0	0	5	35.8
04:00	0	0	0	2	2	0	1	0	0	0	0	0	0	5	34.0
05:00	0	1	1	10	7	1	2	0	0	0	0	0	0	22	31.7
06:00	0	0	1	4	13	4	1	1	0	0	0	0	0	24	36.4
07:00	0	1	2	19	25	4	4	0	0	0	0	0	0	55	33.9
08:00	0	0	2	37	36	5	1	0	0	0	0	0	0	81	32.6
09:00	0	0	0	36	47	8	2	0	0	0	0	0	0	93	33.5
10:00	0	1	1	47	63	9	2	0	0	0	0	0	0	123	32.9
11:00	0	2	4	58	69	11	6	0	0	0	0	0	0	150	32.8
12:00	1	1	4	55	65	15	4	0	0	0	0	0	0	145	33.1
13:00	0	0	1	48	73	31	3	0	0	0	0	0	0	156	34.9
14:00	0	0	1	57	71	15	5	2	0	0	0	0	0	151	33.9
15:00	0	1	1	59	81	16	4	0	0	0	0	0	0	162	33.6
16:00	0	0	1	51	66	25	8	0	0	0	0	0	0	151	35.1
17:00	0	0	3	55	70	17	6	0	0	0	0	0	0	151	34.1
18:00	0	2	3	27	70	19	3	1	0	0	0	0	0	125	35.2
19:00	0	0	0	32	48	12	8	0	0	0	0	0	0	100	35.5
20:00	1	0	3	28	40	8	6	0	0	0	0	1	0	87	35.3
21:00	0	0	0	21	25	5	1	0	0	0	0	0	0	52	33.5
22:00	0	0	1	23	16	3	1	0	0	0	0	0	0	44	31.9
23:00	0	0	1	12	23	6	2	0	0	0	0	0	0	44	35.1
AM Total	0	5	11	221	271	54	24	1	0	0	0	0	0		
PM Total	2	4	19	468	648	172	51	3	0	0	0	1	0		
Total	2	9	30	689	919	226	75	4	0	0	0	1	0		
Percent	0.10%	0.46%	1.53%	35.24%	47.01%	11.56%	3.84%	0.20%	0.00%	0.00%	0.00%	0.05%	0.00%		

Time of day

Total Vehicles : 1955
 30th Percentile : 28.5 MPH
 50th Percentile : 29.9 MPH
 85th Percentile : 34.2 MPH
 95th Percentile : 38.2 MPH
 Average Speed : 31.0 MPH
 Highest Speed : 69.5 MPH
 Total Over Speed Limit : 62.7 % (1225 / 1955)

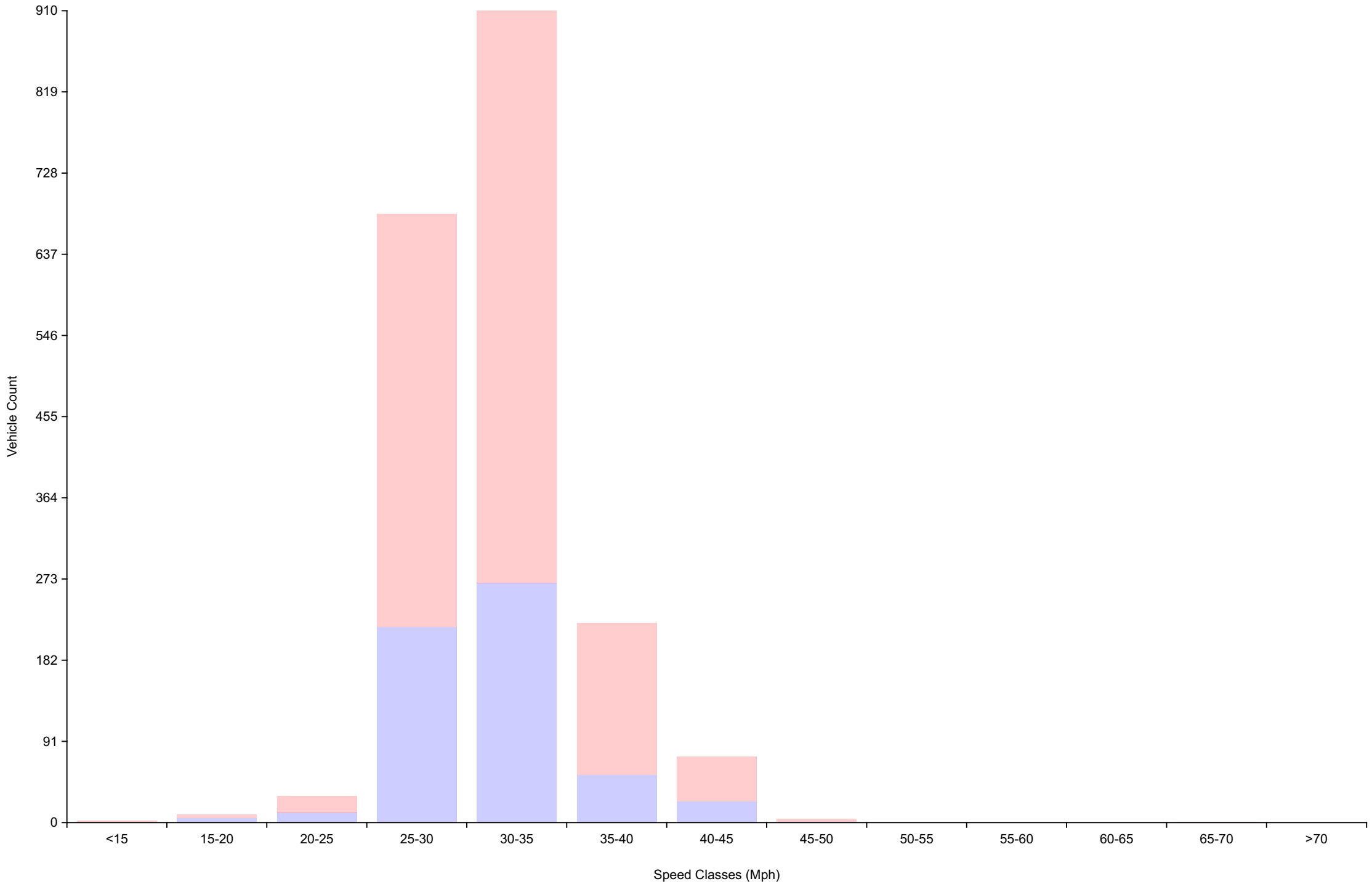
Vehicle Counts By Hour

Daily Overview for Sat Apr 6 2024
(60 Minute Resolution)

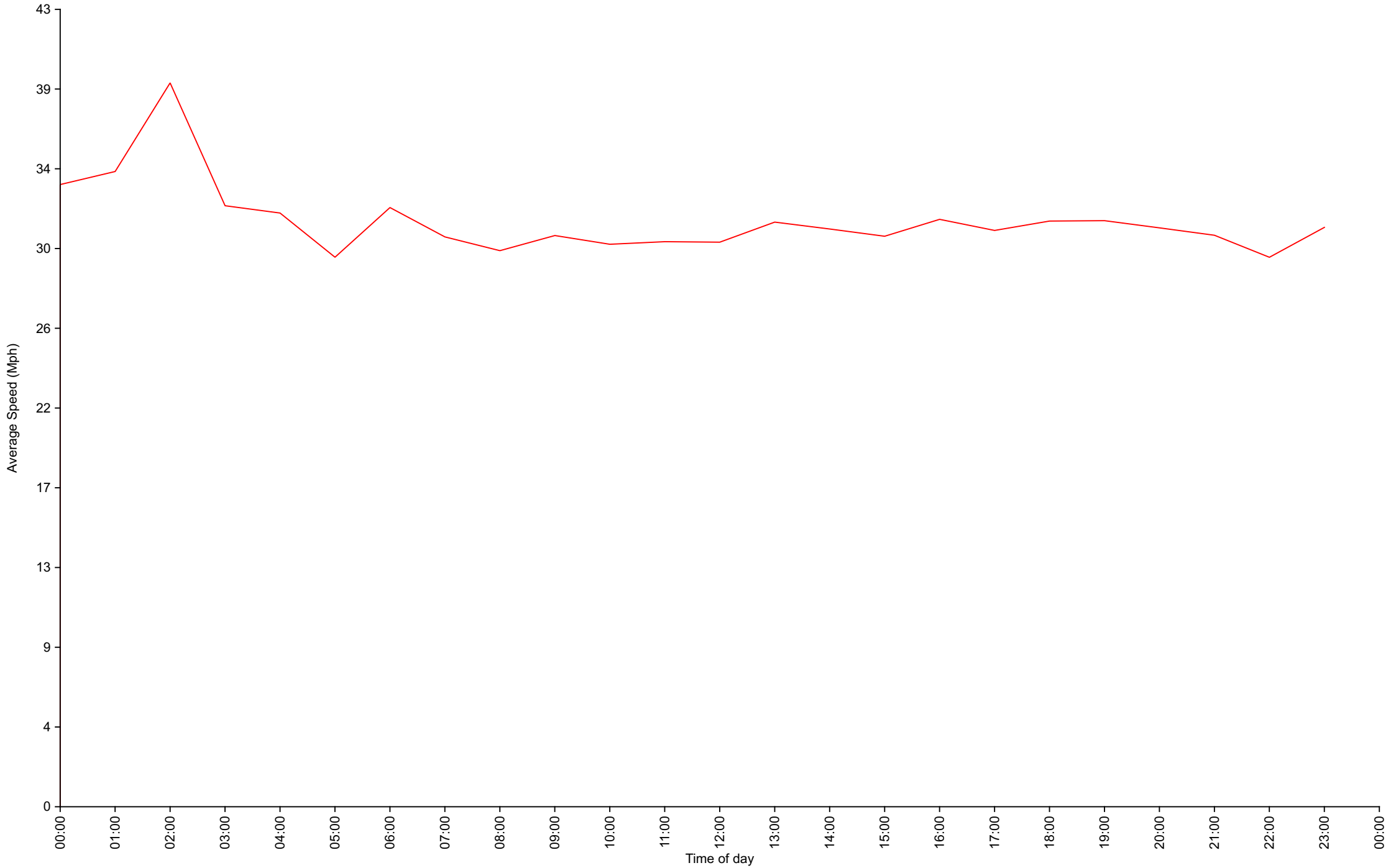


Vehicle Counts By Speed Class

Daily Overview for Sat Apr 6 2024

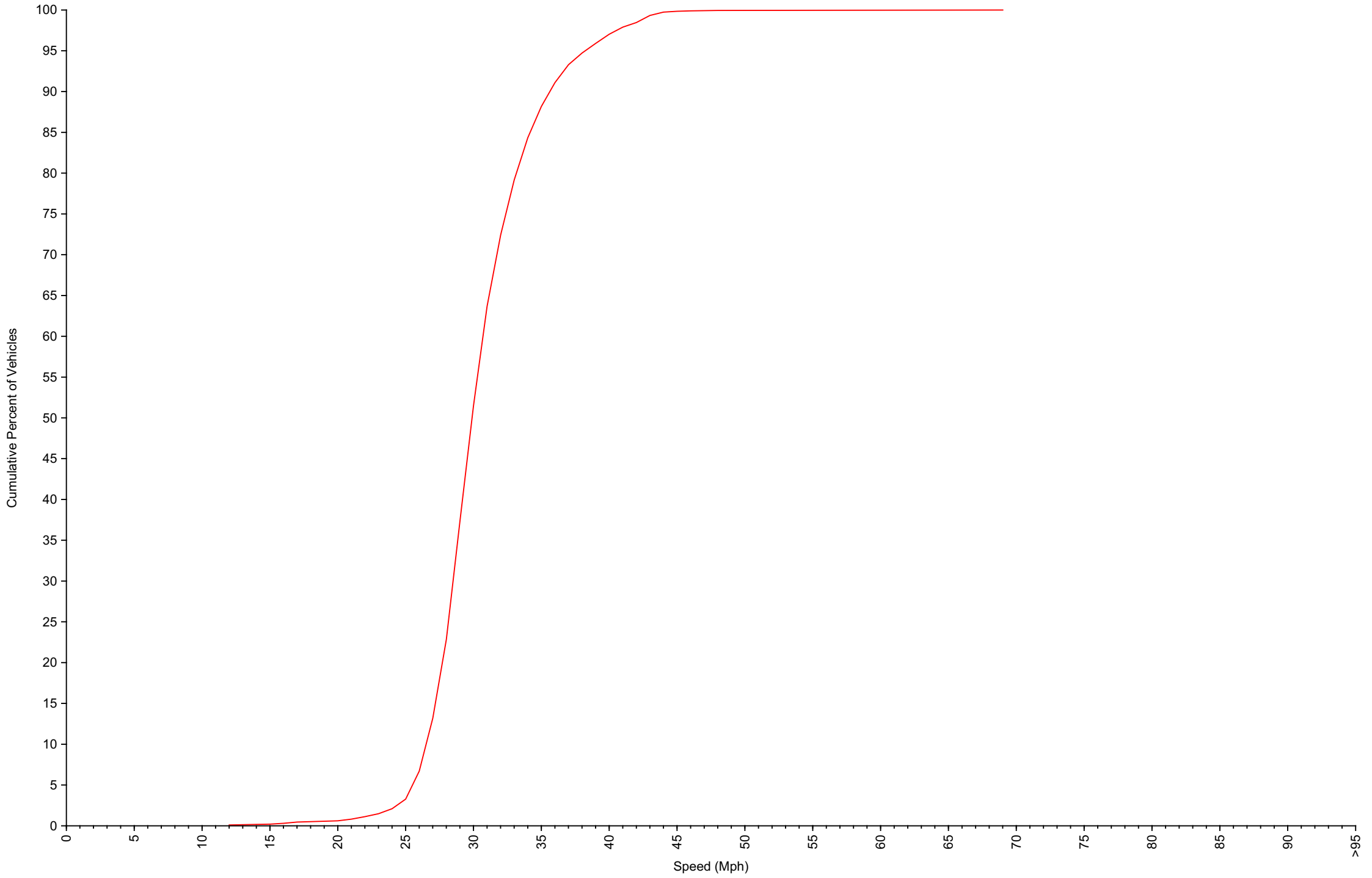


Average Speed By Hour
Daily Overview for Sat Apr 6 2024
(60 Minute Resolution)



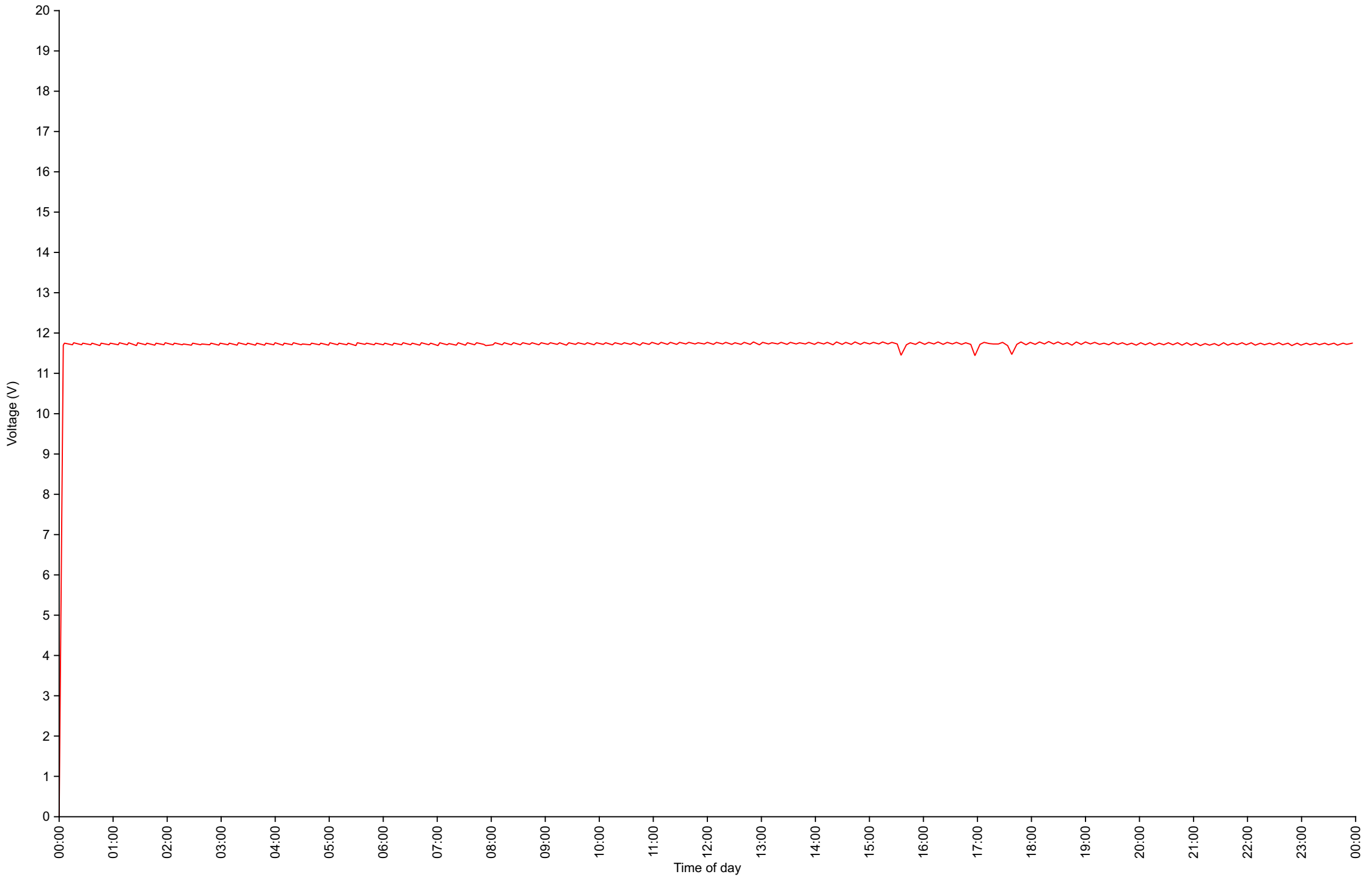
Cumulative Speed Distribution Curve

Daily Overview for Sat Apr 6 2024



Voltage

Daily Overview for Sat Apr 6 2024



Traffic Report - York Road

Daily Overview for Sun Apr 7 2024

Vehicle Speed Classes (Mph)

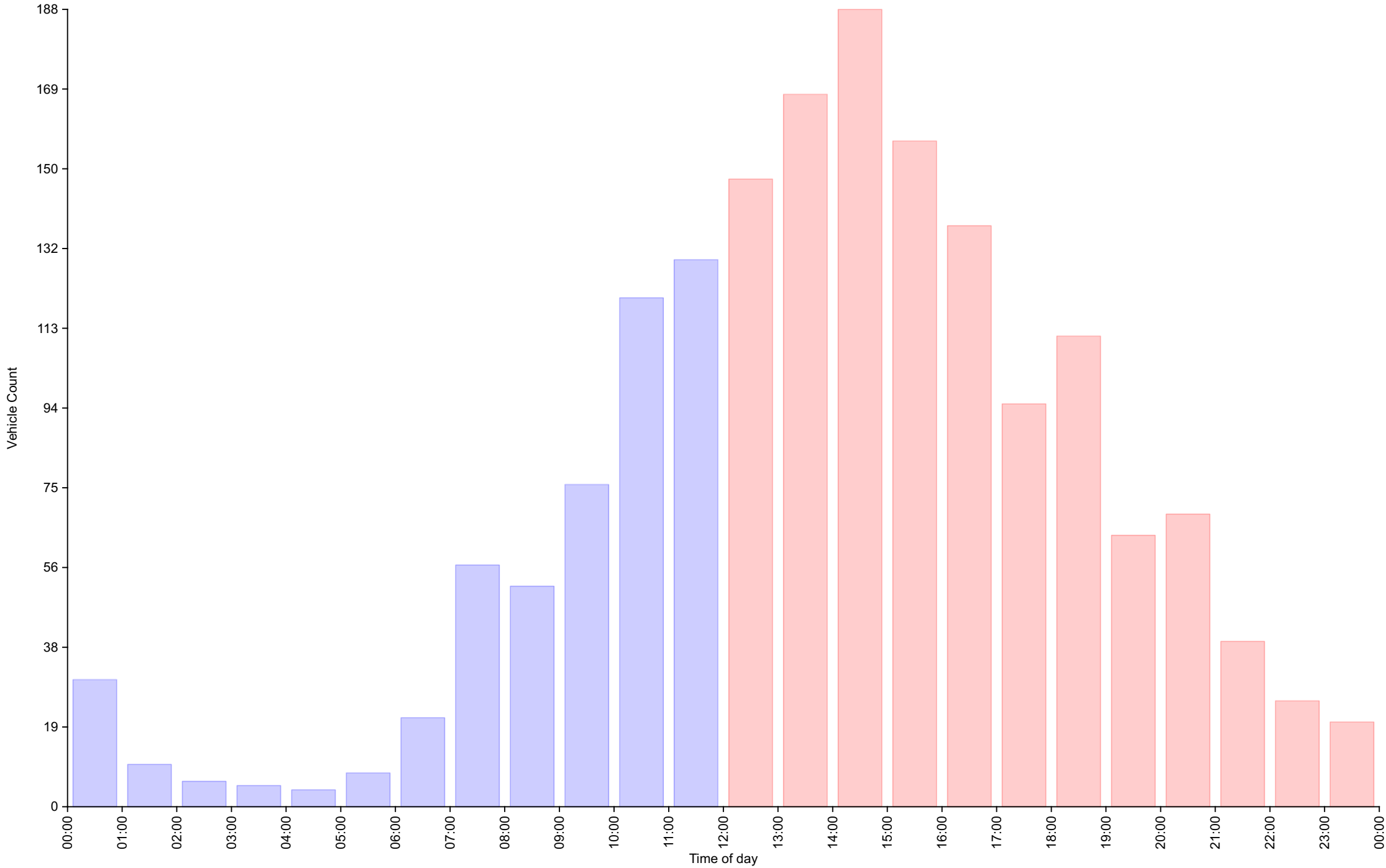
	<15	15 20	20 25	25 30	30 35	35 40	40 45	45 50	50 55	55 60	60 65	65 70	>70	Total	85th Percentile
00:00	0	0	1	12	9	5	3	0	0	0	0	0	0	30	37.0
01:00	0	0	0	3	5	1	1	0	0	0	0	0	0	10	34.5
02:00	0	0	1	0	4	0	1	0	0	0	0	0	0	6	33.8
03:00	0	0	0	0	2	2	0	1	0	0	0	0	0	5	39.3
04:00	0	0	0	1	1	1	1	0	0	0	0	0	0	4	39.2
05:00	0	0	0	2	2	2	1	1	0	0	0	0	0	8	41.2
06:00	0	0	0	6	12	2	1	0	0	0	0	0	0	21	33.9
07:00	1	2	0	20	20	10	4	0	0	0	0	0	0	57	35.2
08:00	0	0	0	19	24	7	2	0	0	0	0	0	0	52	34.6
09:00	0	0	2	29	38	4	3	0	0	0	0	0	0	76	33.1
10:00	0	0	1	47	54	15	3	0	0	0	0	0	0	120	34.0
11:00	0	7	1	38	60	20	3	0	0	0	0	0	0	129	35.4
12:00	0	0	0	63	68	14	2	1	0	0	0	0	0	148	33.1
13:00	0	0	1	54	90	18	4	1	0	0	0	0	0	168	33.8
14:00	0	0	2	63	93	20	7	3	0	0	0	0	0	188	34.2
15:00	1	0	2	61	66	23	3	1	0	0	0	0	0	157	34.4
16:00	1	0	0	55	64	14	2	1	0	0	0	0	0	137	33.7
17:00	0	0	1	35	46	12	1	0	0	0	0	0	0	95	33.7
18:00	0	0	0	46	40	18	6	1	0	0	0	0	0	111	35.6
19:00	0	0	0	24	29	9	2	0	0	0	0	0	0	64	34.4
20:00	0	0	0	23	32	11	2	1	0	0	0	0	0	69	34.9
21:00	0	0	0	14	14	8	2	1	0	0	0	0	0	39	37.6
22:00	0	0	1	6	8	8	1	0	1	0	0	0	0	25	37.8
23:00	0	0	0	4	8	5	2	1	0	0	0	0	0	20	39.0
AM Total	1	9	6	177	231	69	23	2	0	0	0	0	0		
PM Total	2	0	7	448	558	160	34	11	1	0	0	0	0		
Total	3	9	13	625	789	229	57	13	1	0	0	0	0		
Percent	0.17%	0.52%	0.75%	35.94%	45.37%	13.17%	3.28%	0.75%	0.06%	0.00%	0.00%	0.00%	0.00%		

Time of day

Total Vehicles : 1739
 30th Percentile : 28.4 MPH
 50th Percentile : 30.1 MPH
 85th Percentile : 34.6 MPH
 95th Percentile : 38.4 MPH
 Average Speed : 31.2 MPH
 Highest Speed : 49.8 MPH
 Total Over Speed Limit : 62.6 % (1089 / 1739)

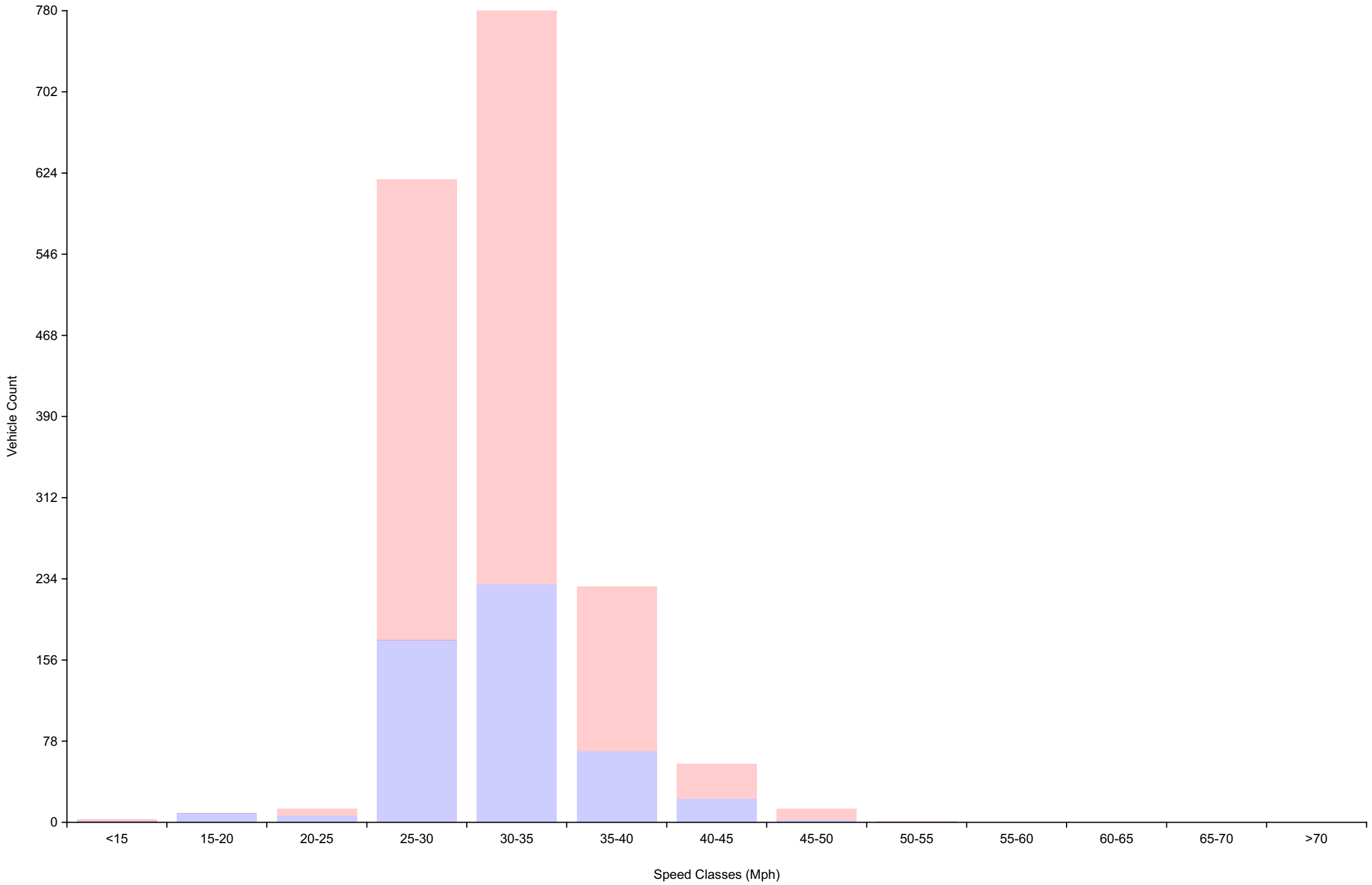
Vehicle Counts By Hour

Daily Overview for Sun Apr 7 2024
(60 Minute Resolution)



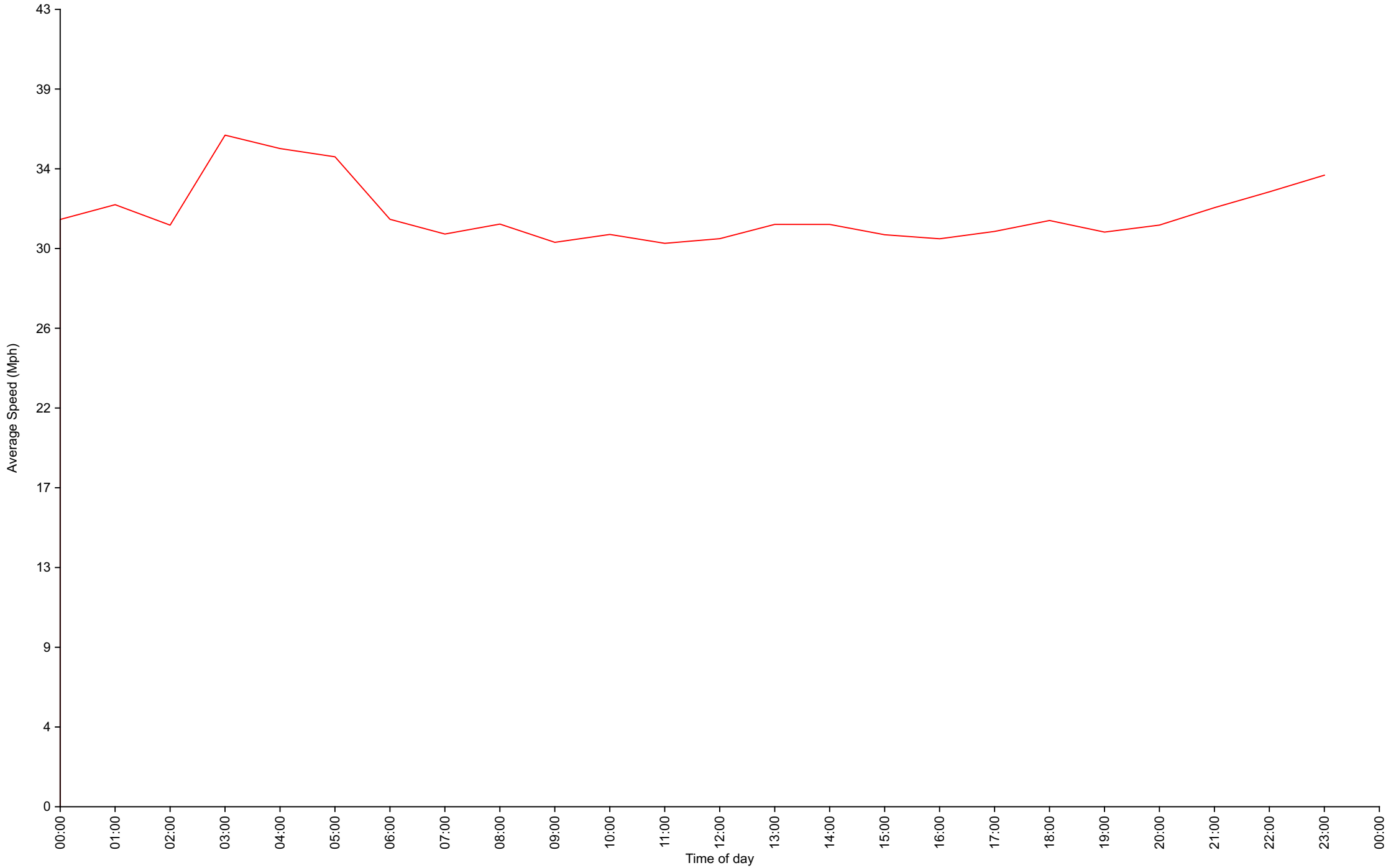
Vehicle Counts By Speed Class

Daily Overview for Sun Apr 7 2024



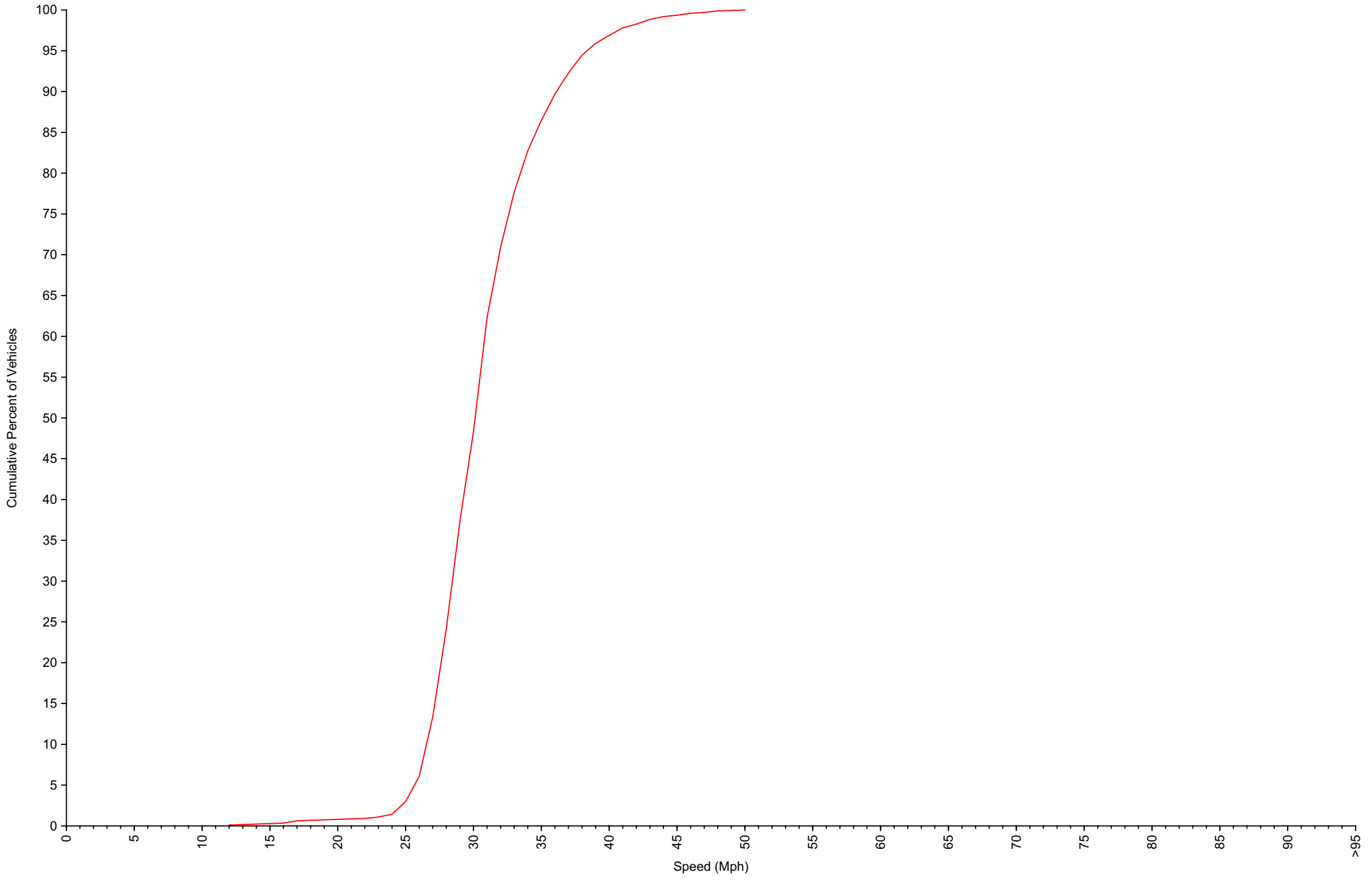
Average Speed By Hour

Daily Overview for Sun Apr 7 2024
(60 Minute Resolution)



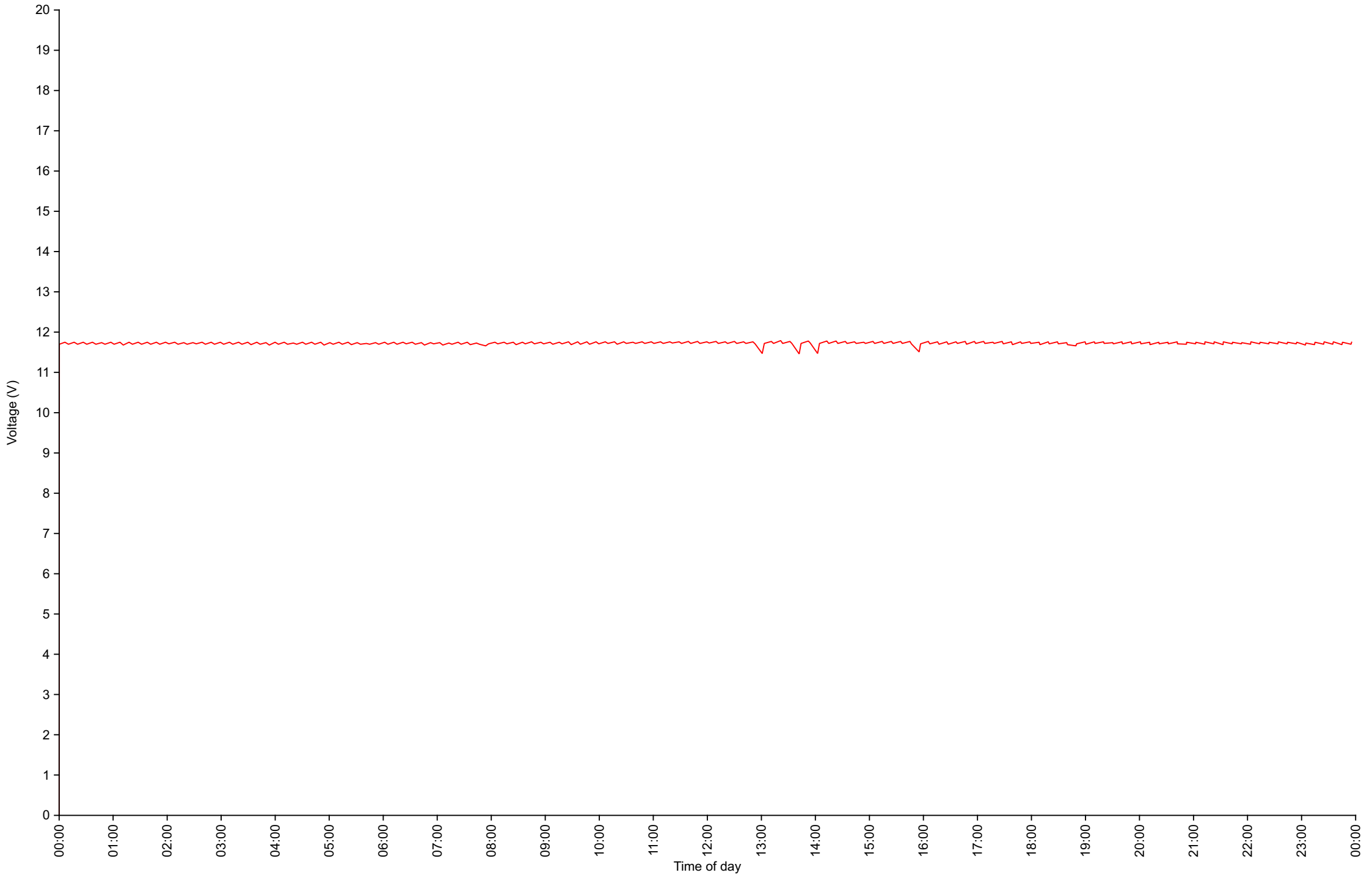
Cumulative Speed Distribution Curve

Daily Overview for Sun Apr 7 2024



Voltage

Daily Overview for Sun Apr 7 2024



Traffic Report - York Road

Daily Overview for Mon Apr 8 2024

Vehicle Speed Classes (Mph)

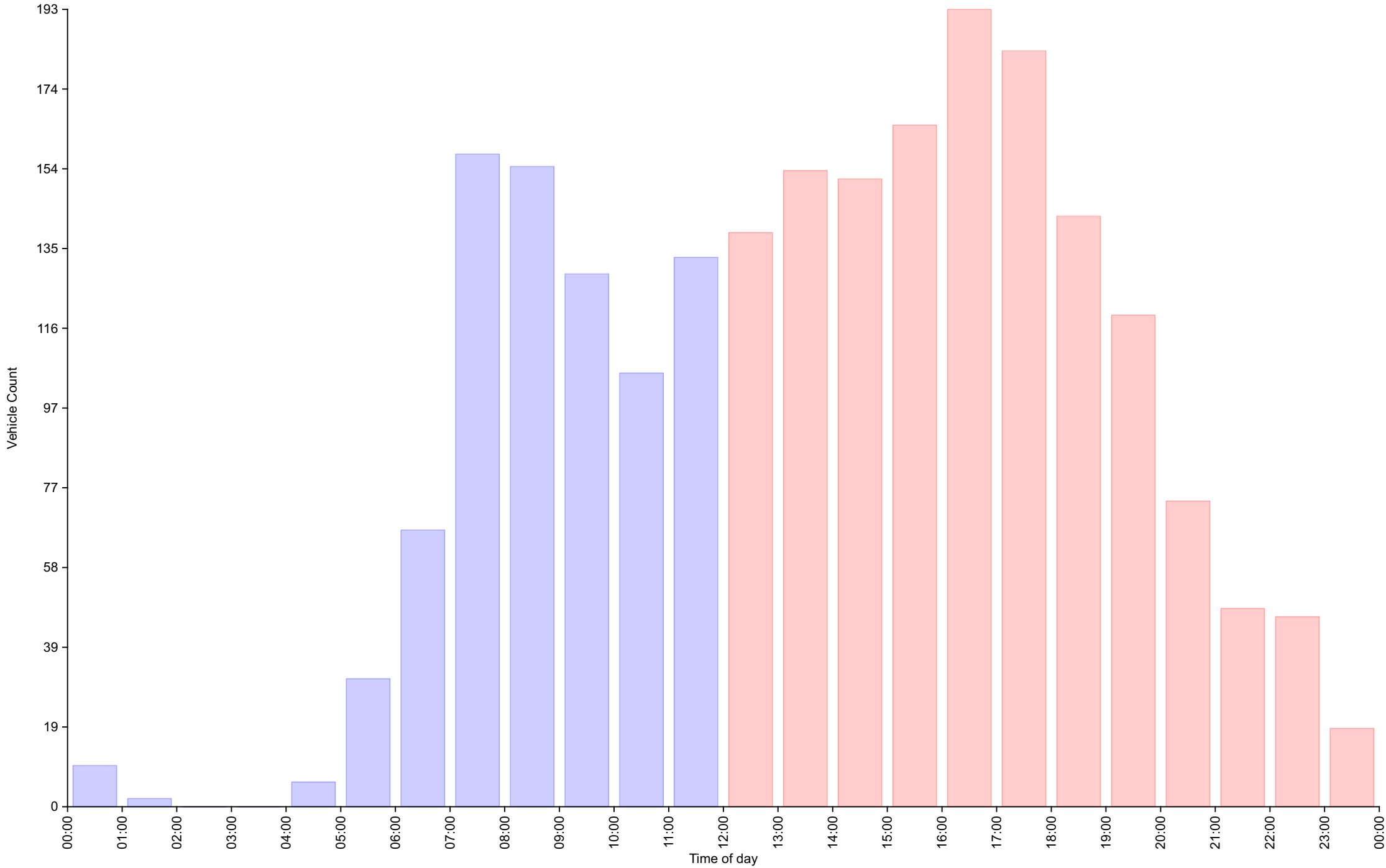
	<15	15 20	20 25	25 30	30 35	35 40	40 45	45 50	50 55	55 60	60 65	65 70	>70	Total	85th Percentile
00:00	0	0	1	1	4	3	0	0	1	0	0	0	0	10	36.5
01:00	0	0	0	0	2	0	0	0	0	0	0	0	0	2	32.8
02:00	0	0	0	0	0	0	0	0	0	0	0	0	0	0	0.0
03:00	0	0	0	0	0	0	0	0	0	0	0	0	0	0	0.0
04:00	0	0	0	1	2	3	0	0	0	0	0	0	0	6	38.1
05:00	0	0	1	5	12	8	4	1	0	0	0	0	0	31	39.4
06:00	0	0	0	10	42	10	4	1	0	0	0	0	0	67	36.0
07:00	0	0	1	64	75	16	2	0	0	0	0	0	0	158	32.9
08:00	0	1	7	76	63	7	1	0	0	0	0	0	0	155	31.5
09:00	0	1	1	60	60	5	2	0	0	0	0	0	0	129	32.0
10:00	0	0	0	46	42	16	0	1	0	0	0	0	0	105	34.3
11:00	0	1	5	58	56	11	2	0	0	0	0	0	0	133	33.1
12:00	0	0	2	45	72	18	2	0	0	0	0	0	0	139	33.9
13:00	0	0	2	60	72	14	5	1	0	0	0	0	0	154	33.5
14:00	2	0	6	66	68	10	0	0	0	0	0	0	0	152	31.9
15:00	0	0	1	76	70	17	1	0	0	0	0	0	0	165	33.0
16:00	0	0	1	84	90	16	2	0	0	0	0	0	0	193	32.5
17:00	0	1	3	73	84	19	1	2	0	0	0	0	0	183	32.9
18:00	0	1	4	48	69	13	6	2	0	0	0	0	0	143	33.9
19:00	0	0	3	38	63	11	4	0	0	0	0	0	0	119	33.6
20:00	0	0	1	32	34	3	4	0	0	0	0	0	0	74	33.2
21:00	0	0	0	16	19	11	2	0	0	0	0	0	0	48	36.9
22:00	9	0	0	14	16	4	3	0	0	0	0	0	0	46	34.1
23:00	5	0	0	7	2	3	2	0	0	0	0	0	0	19	37.3
AM Total	0	3	16	321	358	79	15	3	1	0	0	0	0		
PM Total	16	2	23	559	659	139	32	5	0	0	0	0	0		
Total	16	5	39	880	1017	218	47	8	1	0	0	0	0		
Percent	0.72%	0.22%	1.75%	39.44%	45.58%	9.77%	2.11%	0.36%	0.04%	0.00%	0.00%	0.00%	0.00%		

Time of day

Total Vehicles : 2231
 30th Percentile : 28.2 MPH
 50th Percentile : 29.6 MPH
 85th Percentile : 33.3 MPH
 95th Percentile : 37.2 MPH
 Average Speed : 30.5 MPH
 Highest Speed : 49.7 MPH
 Total Over Speed Limit : 57.9 % (1291 / 2231)

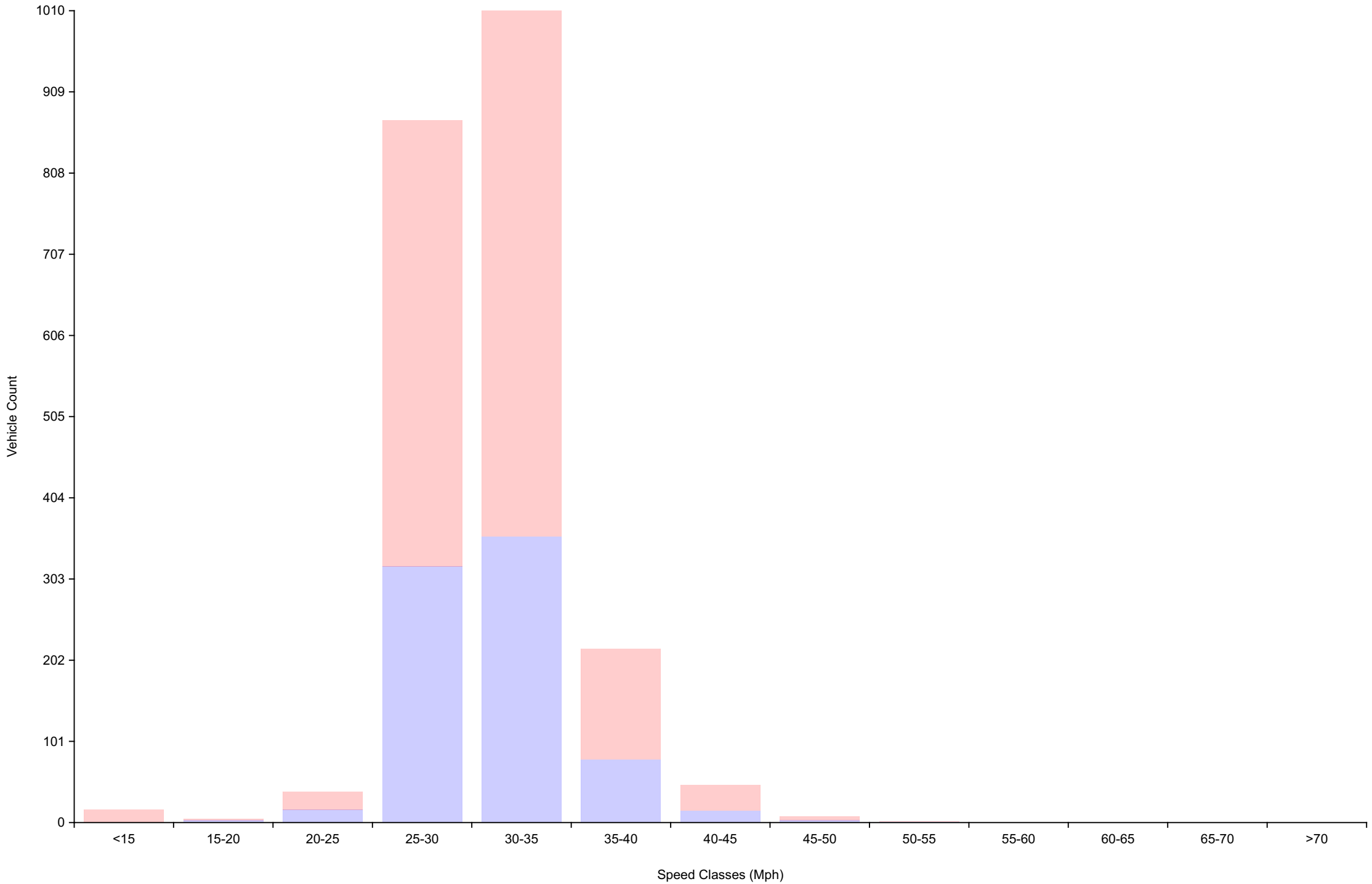
Vehicle Counts By Hour

Daily Overview for Mon Apr 8 2024
(60 Minute Resolution)



Vehicle Counts By Speed Class

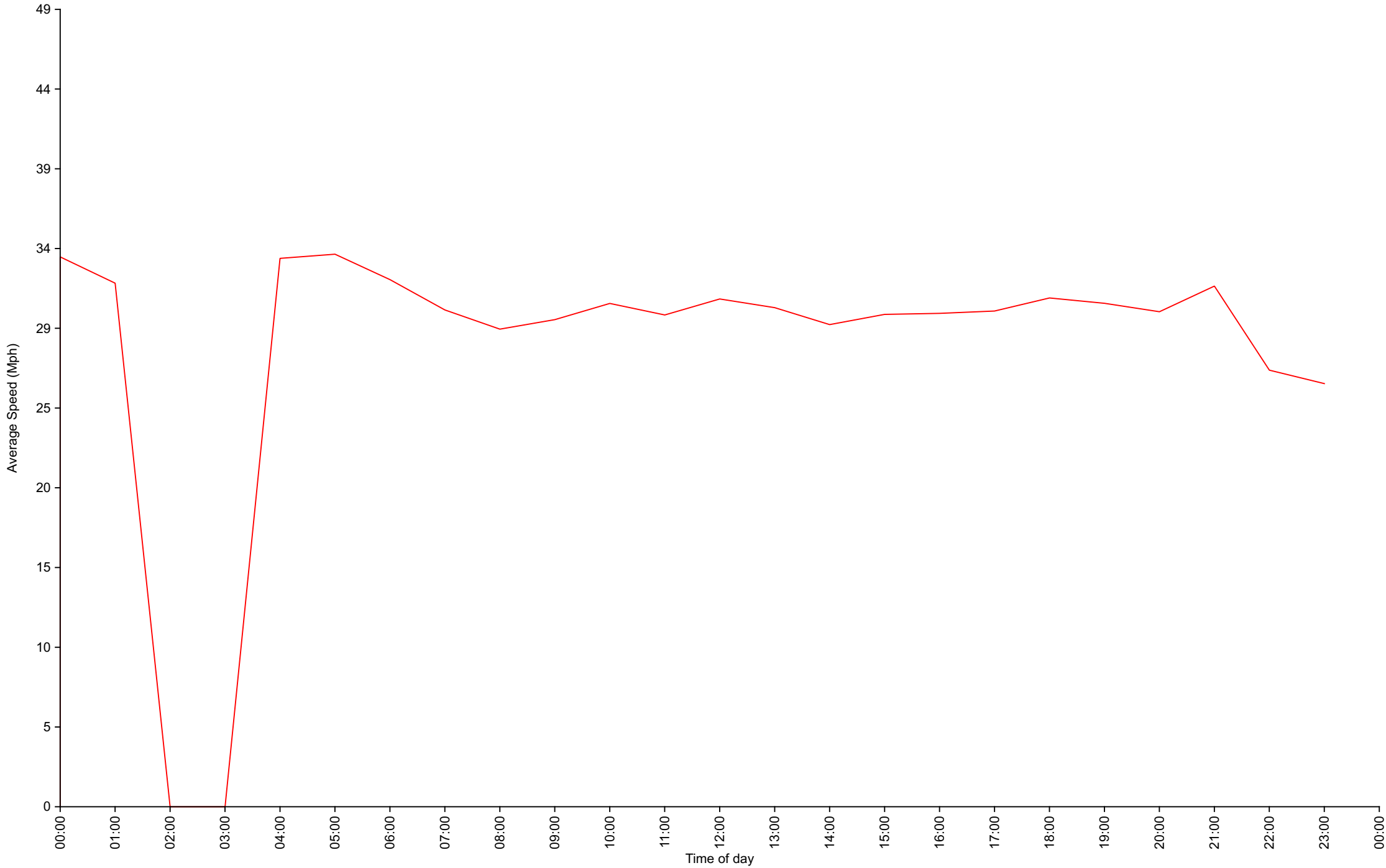
Daily Overview for Mon Apr 8 2024



Average Speed By Hour

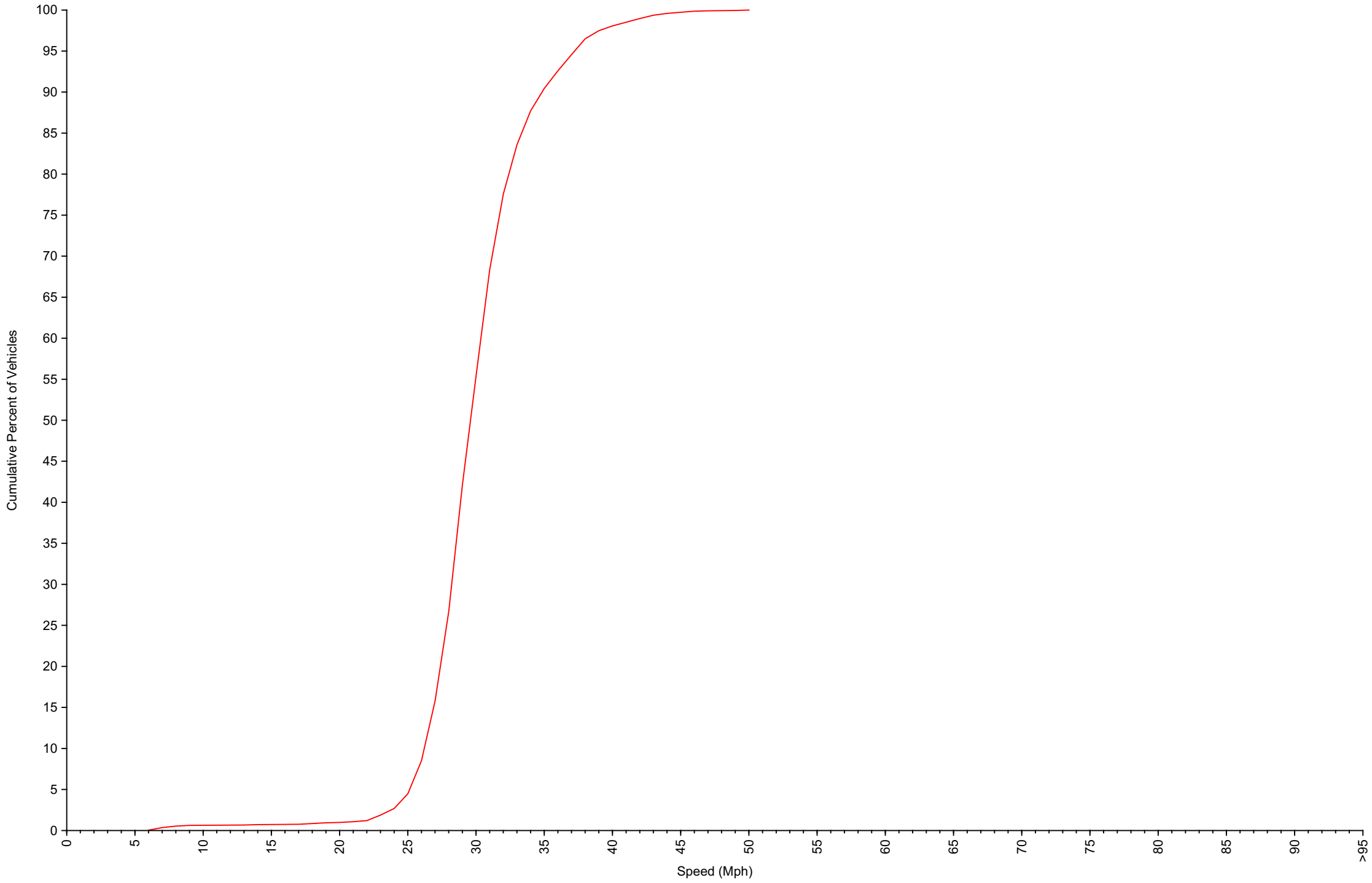
Daily Overview for Mon Apr 8 2024

(60 Minute Resolution)



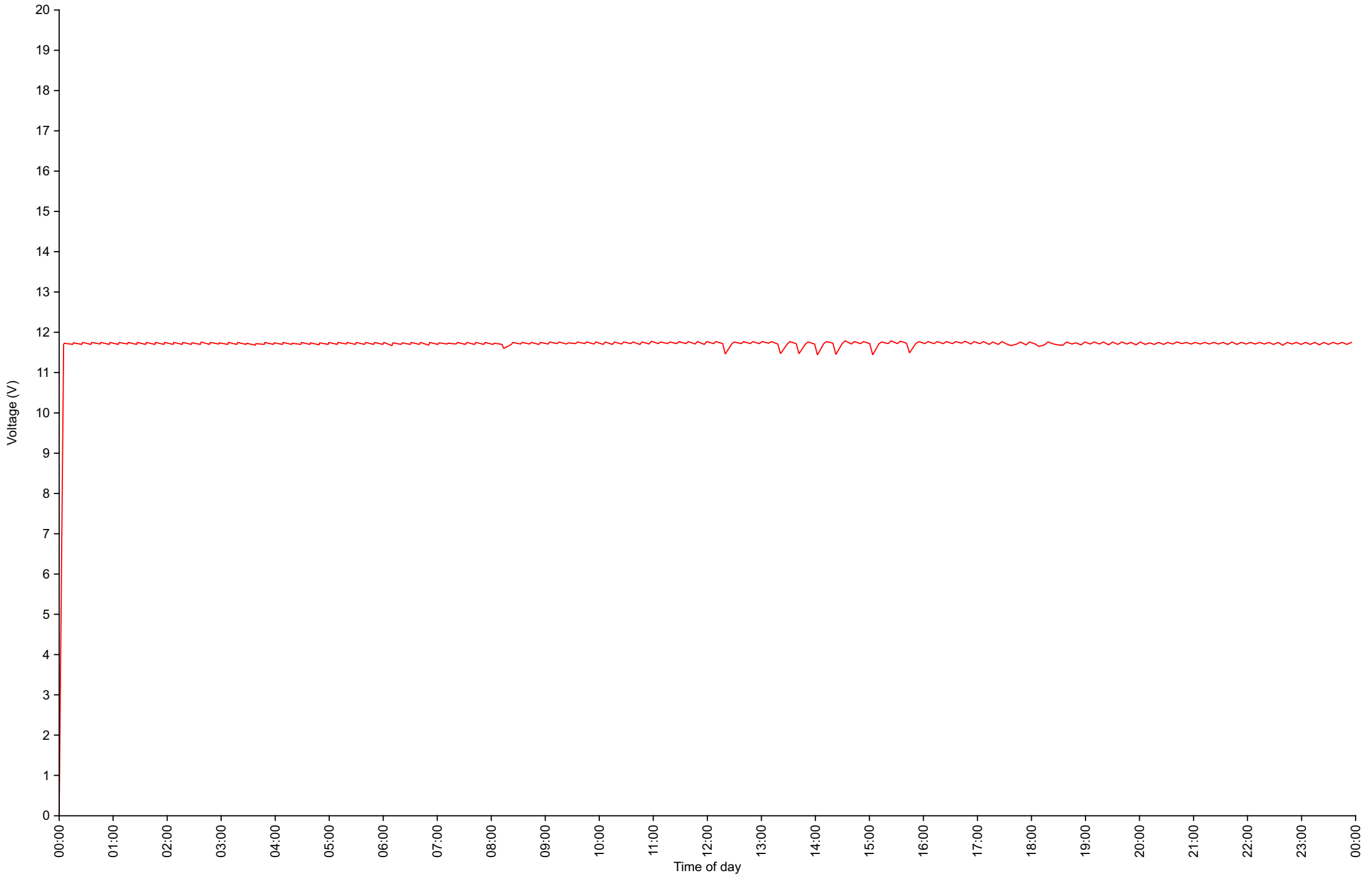
Cumulative Speed Distribution Curve

Daily Overview for Mon Apr 8 2024



Voltage

Daily Overview for Mon Apr 8 2024



Traffic Report - York Road

Daily Overview for Tue Apr 9 2024

Vehicle Speed Classes (Mph)

	<15	15 20	20 25	25 30	30 35	35 40	40 45	45 50	50 55	55 60	60 65	65 70	>70	Total	85th Percentile
00:00	1	0	1	2	4	2	2	0	0	0	0	0	0	12	39.2
01:00	2	0	0	0	4	1	1	0	0	0	0	0	0	8	36.0
02:00	0	0	0	0	0	1	1	0	0	0	0	0	0	2	38.8
03:00	0	0	0	1	1	1	0	0	0	0	0	0	0	3	34.6
04:00	0	0	0	0	1	2	1	1	0	0	0	0	0	5	41.3
05:00	0	0	0	8	17	12	5	0	0	0	0	0	0	42	37.7
06:00	0	0	0	18	43	13	1	1	0	0	0	0	0	76	34.9
07:00	0	0	1	52	92	17	3	0	0	0	0	0	0	165	32.9
08:00	0	2	7	83	74	7	1	0	0	0	0	0	0	174	31.4
09:00	0	0	2	51	55	11	1	0	0	0	0	0	0	120	32.9
10:00	1	1	4	65	36	12	2	0	0	0	0	0	0	121	32.9
11:00	0	0	6	50	46	10	1	0	0	0	0	0	0	113	32.5
12:00	0	1	3	56	54	9	1	0	0	0	0	0	0	124	32.3
13:00	0	0	1	64	63	13	0	0	0	0	0	0	0	141	33.1
14:00	1	0	3	74	77	10	1	0	0	0	0	0	0	166	32.5
15:00	0	1	3	79	82	10	4	1	0	0	0	0	0	180	32.3
16:00	0	0	4	76	87	17	3	0	0	0	0	0	0	187	33.1
17:00	0	0	2	89	86	14	8	0	0	0	0	0	0	199	33.2
18:00	0	0	4	70	59	17	4	0	0	0	0	0	0	154	33.5
19:00	0	1	0	28	78	13	6	0	0	0	0	0	0	126	34.0
20:00	0	0	2	25	32	7	3	0	0	0	0	0	0	69	33.9
21:00	0	0	1	18	27	12	5	0	0	0	0	0	0	63	35.9
22:00	0	0	0	9	13	3	0	1	0	0	0	0	0	26	34.1
23:00	0	0	0	6	7	0	1	1	0	0	0	0	0	15	32.9
AM Total	4	3	21	330	373	89	19	2	0	0	0	0	0		
PM Total	1	3	23	594	665	125	36	3	0	0	0	0	0		
Total	5	6	44	924	1038	214	55	5	0	0	0	0	0		
Percent	0.22%	0.26%	1.92%	40.33%	45.31%	9.34%	2.40%	0.22%	0.00%	0.00%	0.00%	0.00%	0.00%		

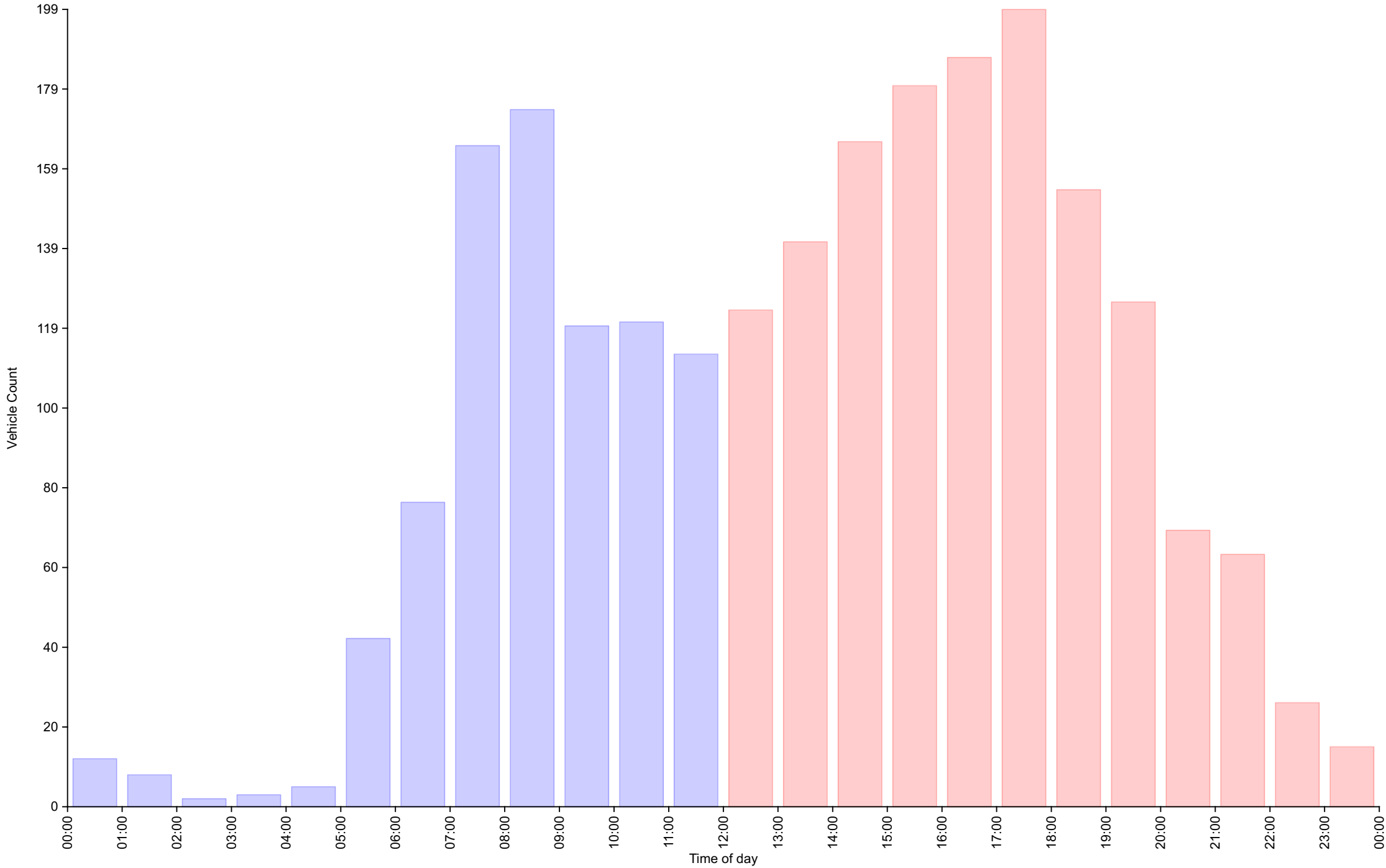
Time of day

Total Vehicles : 2291
 30th Percentile : 28.2 MPH
 50th Percentile : 29.5 MPH
 85th Percentile : 33.3 MPH
 95th Percentile : 36.9 MPH
 Average Speed : 30.5 MPH
 Highest Speed : 46.8 MPH
 Total Over Speed Limit : 57.3 % (1312 / 2291)

Vehicle Counts By Hour

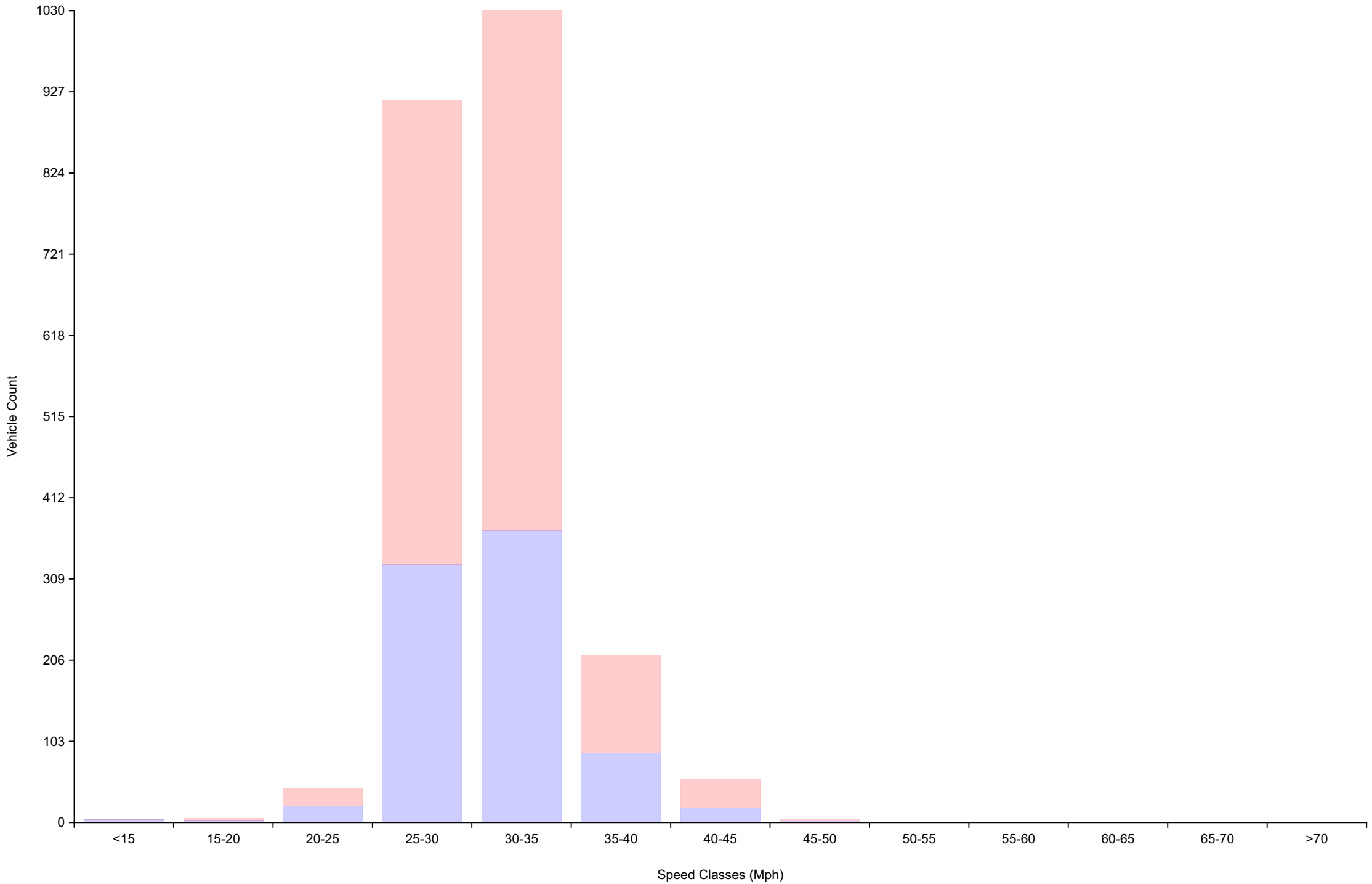
Daily Overview for Tue Apr 9 2024

(60 Minute Resolution)



Vehicle Counts By Speed Class

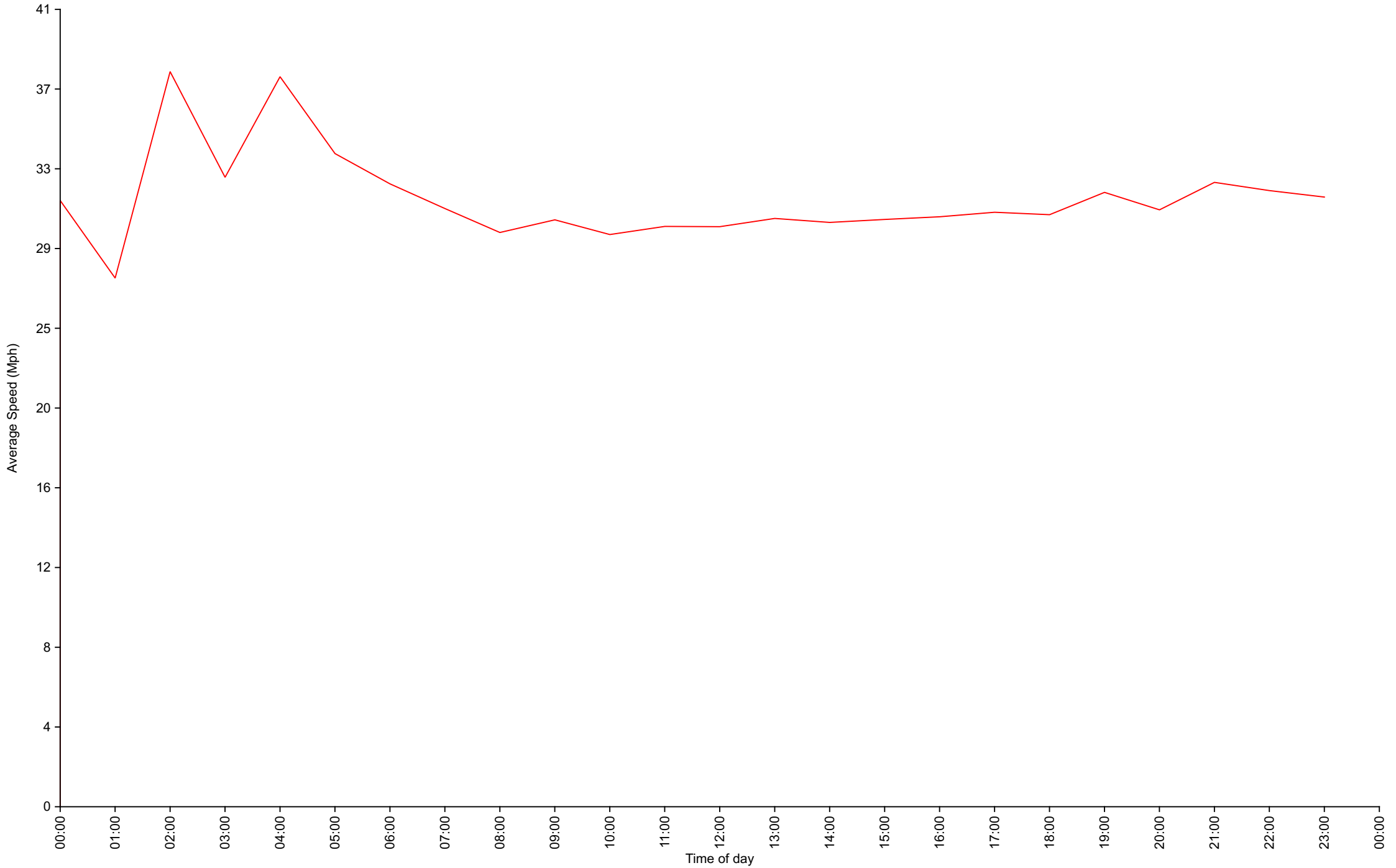
Daily Overview for Tue Apr 9 2024



Average Speed By Hour

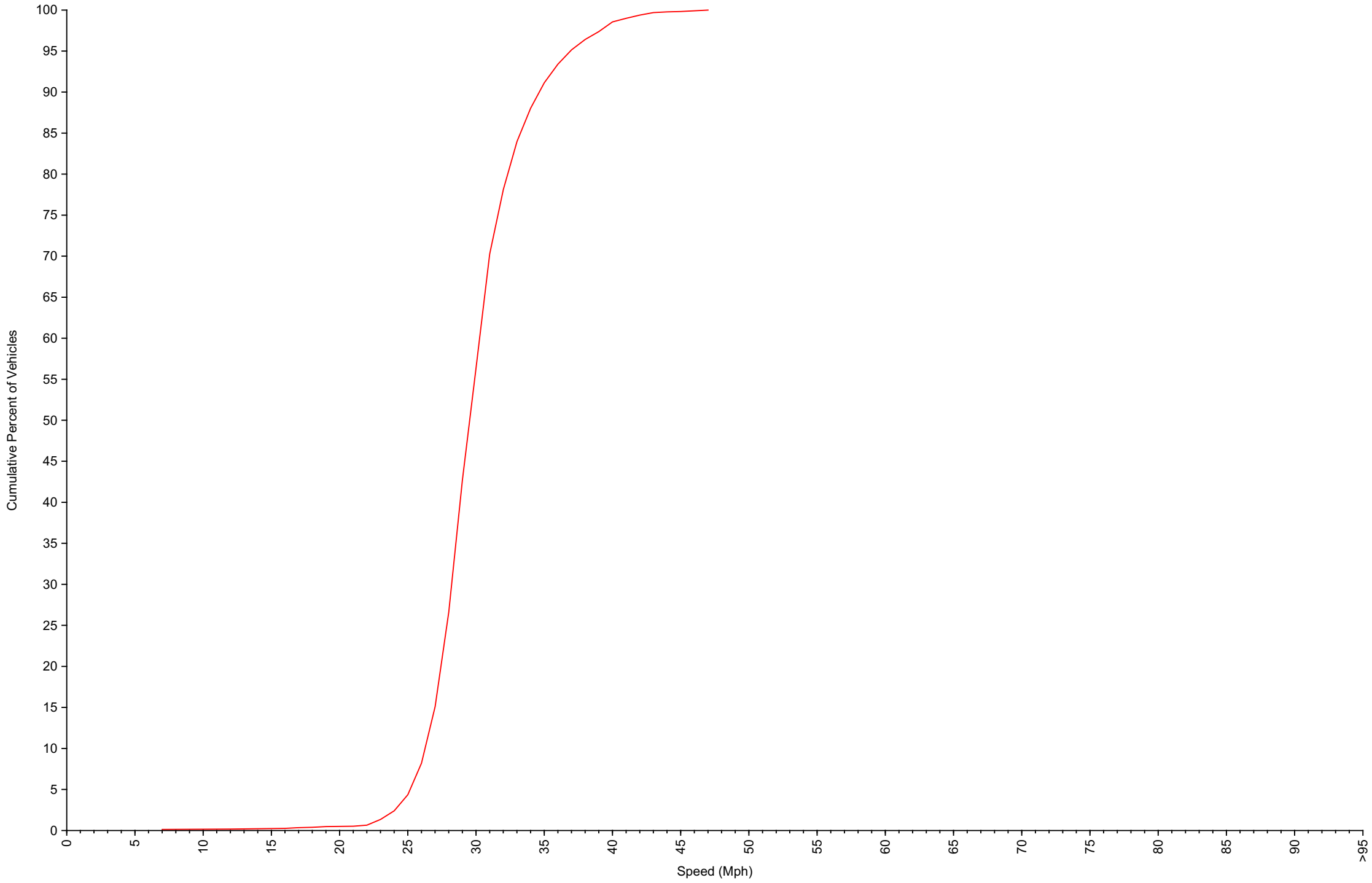
Daily Overview for Tue Apr 9 2024

(60 Minute Resolution)



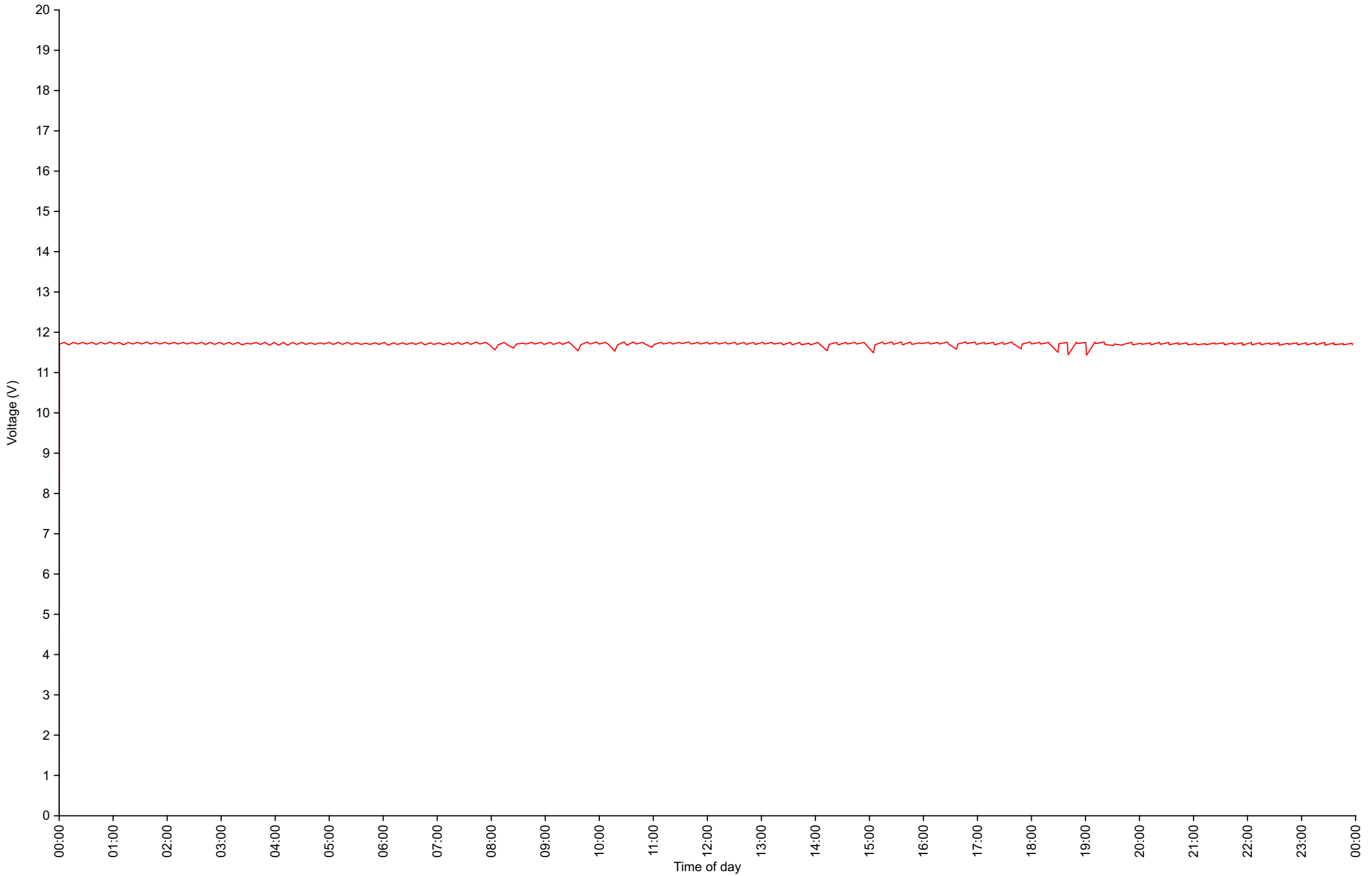
Cumulative Speed Distribution Curve

Daily Overview for Tue Apr 9 2024



Voltage

Daily Overview for Tue Apr 9 2024



Traffic Report - York Road

Daily Overview for Wed Apr 10 2024

Vehicle Speed Classes (Mph)

	<15	15 20	20 25	25 30	30 35	35 40	40 45	45 50	50 55	55 60	60 65	65 70	>70	Total	85th Percentile
00:00	0	0	0	3	6	3	0	0	0	1	0	0	0	13	36.1
01:00	0	0	0	2	0	2	1	0	0	0	0	0	0	5	39.5
02:00	0	0	0	0	0	1	0	0	0	0	0	0	0	1	37.6
03:00	0	0	0	0	2	2	0	0	0	0	0	0	0	4	36.4
04:00	0	0	0	0	2	3	1	1	0	0	0	0	0	7	40.9
05:00	0	0	0	6	9	11	6	2	0	0	0	0	0	34	40.0
06:00	0	0	0	16	42	11	5	1	0	0	0	0	0	75	35.7
07:00	0	0	3	68	81	18	4	1	0	0	0	0	0	175	33.5
08:00	0	0	1	80	79	12	1	0	0	0	0	0	0	173	32.0
09:00	0	0	1	42	65	13	0	0	0	0	0	0	0	121	33.4
10:00	1	1	3	43	52	6	3	0	0	0	0	0	0	109	32.3
11:00	0	2	2	55	67	12	3	1	0	0	0	0	0	142	33.6
12:00	0	1	2	54	60	13	3	1	0	0	0	1	0	135	33.7
13:00	0	0	5	48	83	13	3	1	0	0	0	0	0	153	33.3
14:00	0	0	3	43	85	15	0	1	0	0	0	0	0	147	33.1
15:00	0	0	5	72	65	19	1	1	0	0	0	0	0	163	33.6
16:00	0	0	0	86	72	13	3	0	0	0	0	0	0	174	32.6
17:00	0	0	5	91	97	21	2	0	0	0	0	0	0	216	33.2
18:00	0	0	3	55	56	17	1	1	0	0	0	0	0	133	33.0
19:00	0	0	1	34	56	15	3	0	0	0	0	0	0	109	34.3
20:00	1	1	1	31	28	16	2	0	0	0	0	0	0	80	36.0
21:00	0	0	1	17	25	3	4	0	0	0	0	0	0	50	32.9
22:00	0	0	1	2	23	1	2	1	0	0	0	0	0	30	33.5
23:00	0	0	0	3	9	3	1	1	0	0	0	0	0	17	36.4
AM Total	1	3	10	315	405	94	24	6	0	1	0	0	0		
PM Total	1	2	27	536	659	149	25	7	0	0	0	1	0		
Total	2	5	37	851	1064	243	49	13	0	1	0	1	0		
Percent	0.09%	0.22%	1.63%	37.56%	46.95%	10.72%	2.16%	0.57%	0.00%	0.04%	0.00%	0.04%	0.00%		

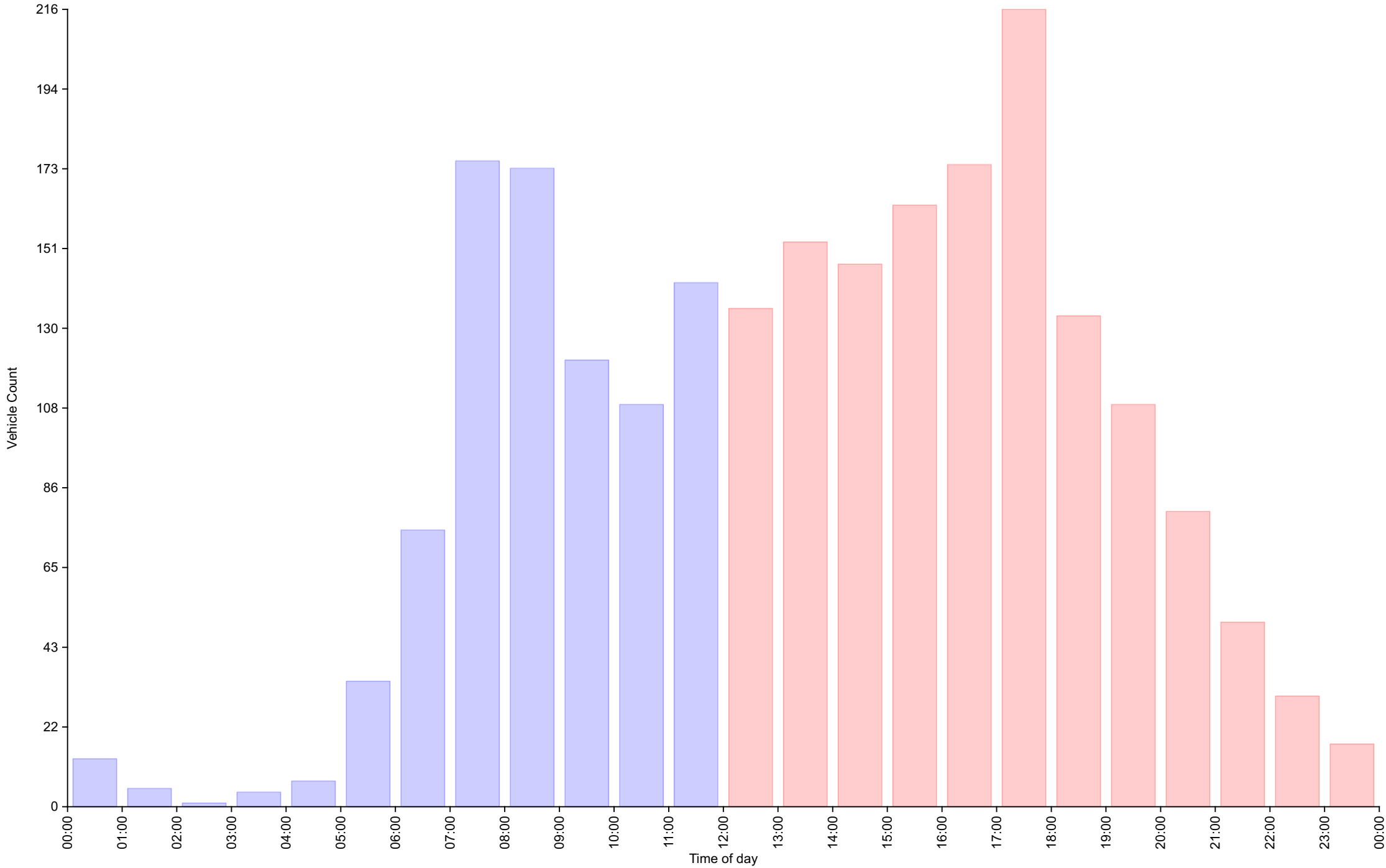
Time of day

Total Vehicles : 2266
 30th Percentile : 28.3 MPH
 50th Percentile : 29.7 MPH
 85th Percentile : 33.7 MPH
 95th Percentile : 37.4 MPH
 Average Speed : 30.8 MPH
 Highest Speed : 66.3 MPH
 Total Over Speed Limit : 60.5 % (1371 / 2266)

Vehicle Counts By Hour

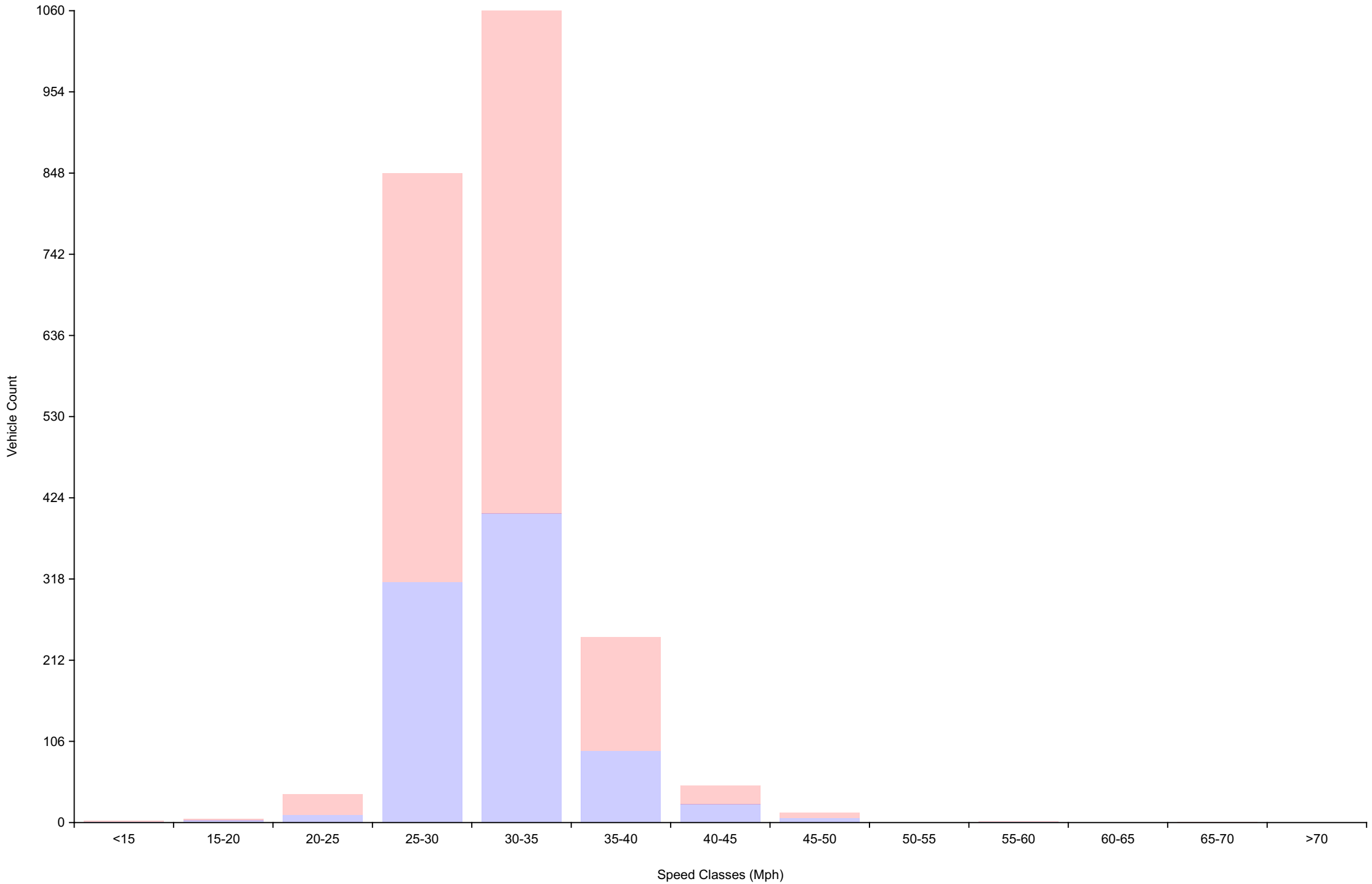
Daily Overview for Wed Apr 10 2024

(60 Minute Resolution)



Vehicle Counts By Speed Class

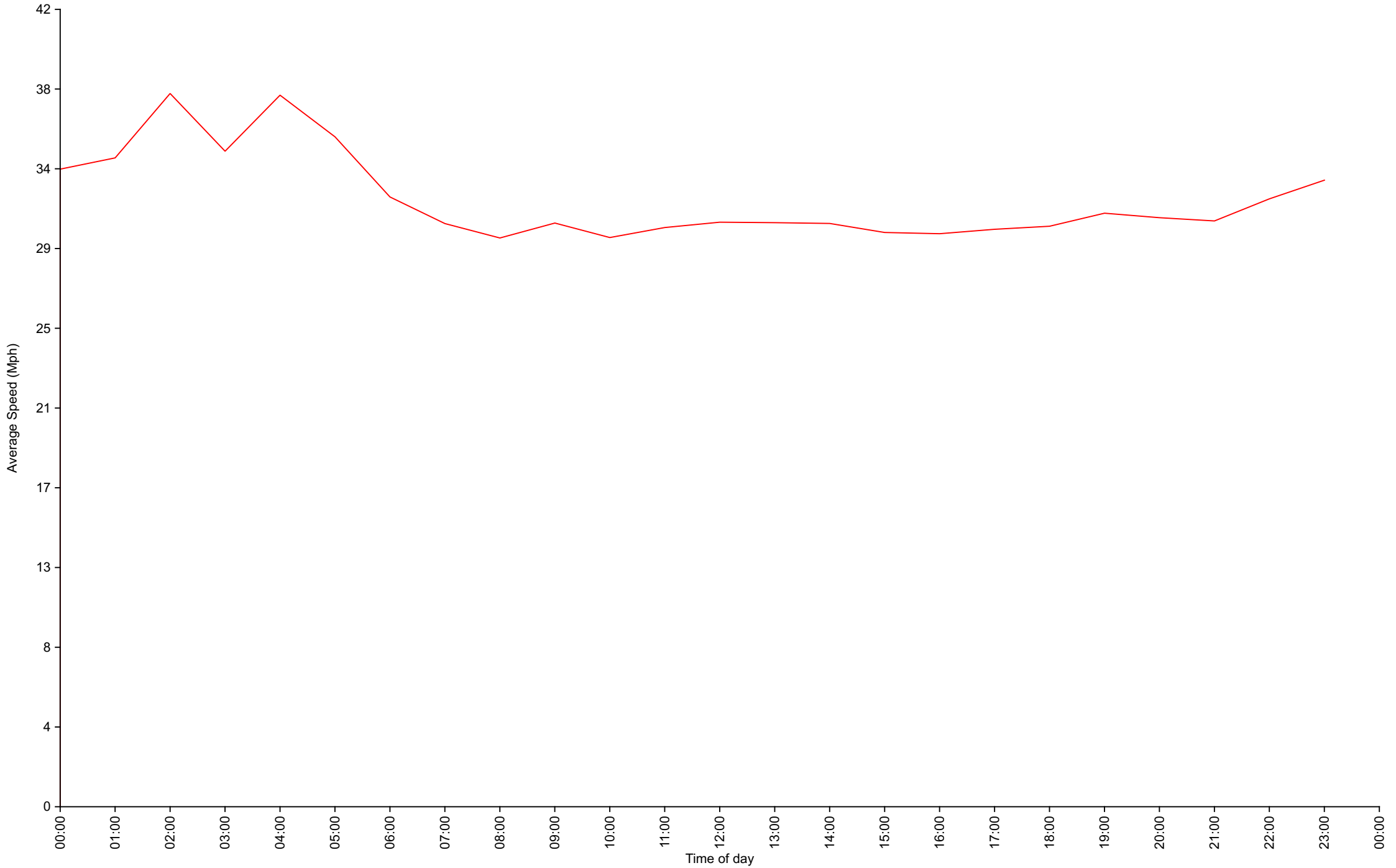
Daily Overview for Wed Apr 10 2024



Average Speed By Hour

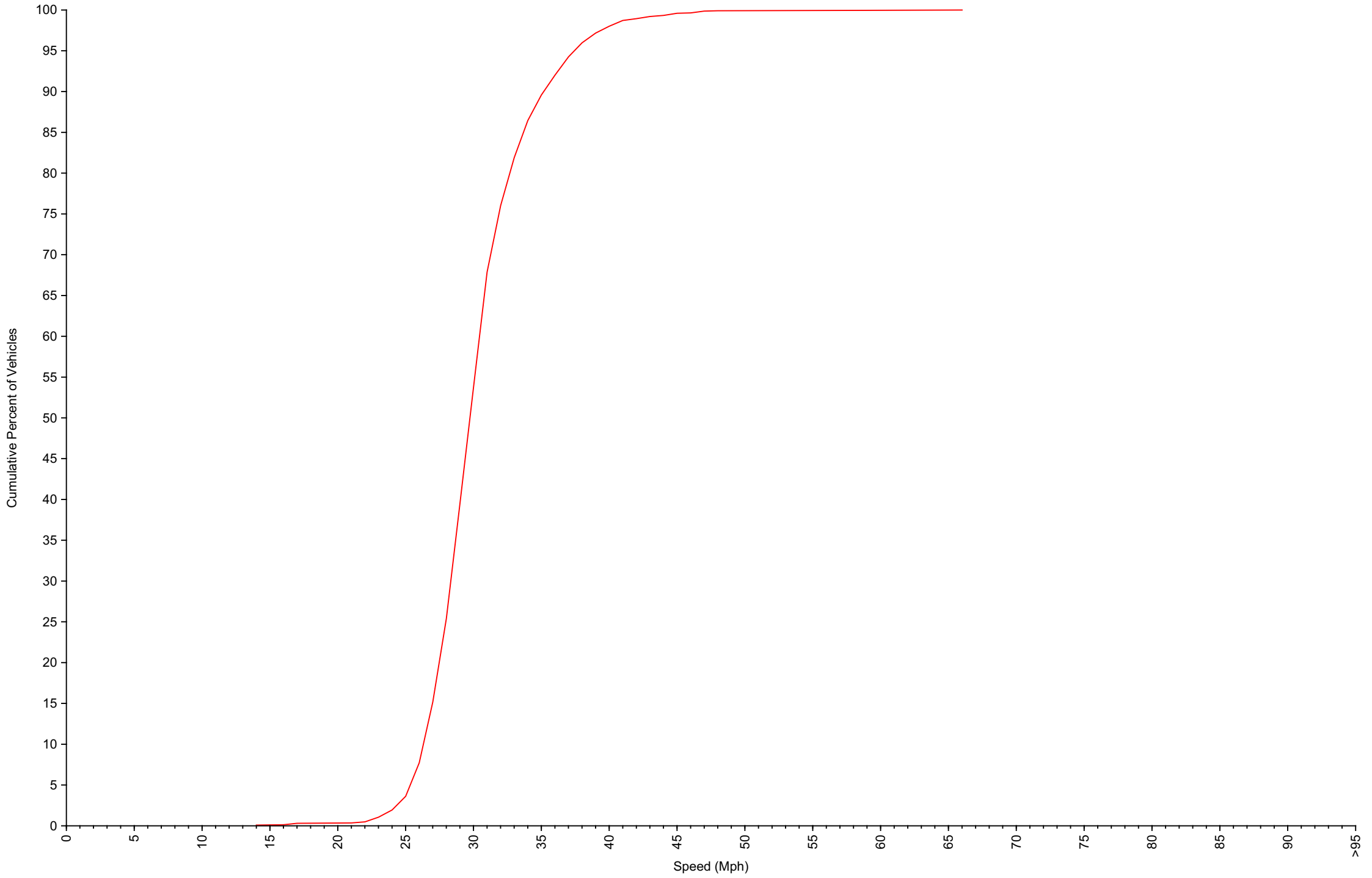
Daily Overview for Wed Apr 10 2024

(60 Minute Resolution)



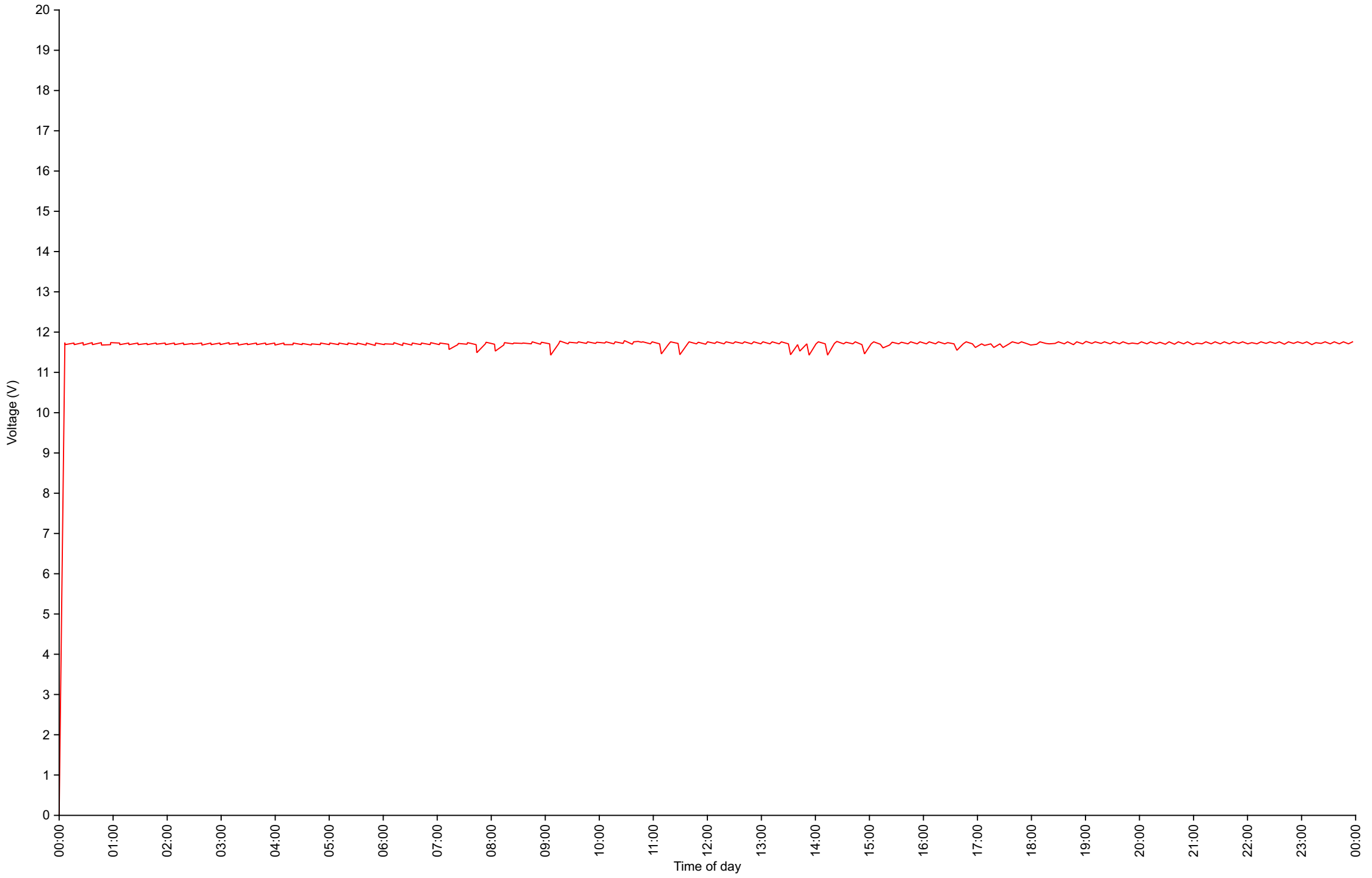
Cumulative Speed Distribution Curve

Daily Overview for Wed Apr 10 2024



Voltage

Daily Overview for Wed Apr 10 2024



Traffic Report - York Road

Daily Overview for Thu Apr 11 2024

Vehicle Speed Classes (Mph)

	<15	15 20	20 25	25 30	30 35	35 40	40 45	45 50	50 55	55 60	60 65	65 70	>70	Total	85th Percentile
00:00	0	0	0	2	4	3	1	0	0	0	0	0	0	10	37.0
01:00	0	0	0	0	0	0	0	0	0	0	0	0	0	0	0.0
02:00	0	0	0	1	0	1	0	0	0	0	0	0	0	2	34.0
03:00	0	0	0	1	2	2	1	0	0	0	0	0	0	6	39.5
04:00	0	0	0	0	6	0	3	0	0	0	0	0	0	9	41.6
05:00	0	0	0	13	17	19	1	4	0	0	0	0	0	54	38.5
06:00	0	0	0	17	38	18	2	1	0	0	0	0	0	76	35.8
07:00	58	6	13	43	46	8	2	1	0	0	0	0	0	177	31.2
08:00	3	0	7	89	72	8	1	0	0	0	0	0	0	180	31.1
09:00	0	0	0	53	63	14	2	0	0	0	0	0	0	132	33.2
10:00	0	3	1	36	55	16	4	0	0	0	0	0	0	115	34.3
11:00	0	0	1	51	70	11	2	1	0	0	0	0	0	136	33.1
12:00	0	2	3	62	83	21	5	1	1	0	0	0	0	178	34.2
13:00	0	2	5	52	68	10	7	0	0	0	0	0	0	144	33.2
14:00	0	1	3	59	82	18	4	0	0	0	0	0	0	167	33.7
15:00	0	1	3	66	72	24	5	0	0	0	0	0	0	171	34.6
16:00	0	0	7	92	91	18	4	0	0	0	0	0	0	212	32.8
17:00	0	0	3	74	103	17	1	0	0	0	0	0	0	198	32.6
18:00	0	0	4	54	85	11	0	0	0	0	0	0	0	154	32.6
19:00	0	0	1	47	56	12	2	0	0	0	0	0	0	118	33.5
20:00	0	0	1	32	38	12	4	0	0	0	0	0	0	87	35.2
21:00	0	0	0	22	33	5	1	0	0	0	0	0	0	61	33.0
22:00	0	0	1	23	16	7	1	0	0	0	0	0	0	48	34.8
23:00	0	0	1	6	4	0	4	0	0	0	0	0	0	15	38.3
AM Total	61	9	22	306	373	100	19	7	0	0	0	0	0		
PM Total	0	6	32	589	731	155	38	1	1	0	0	0	0		
Total	61	15	54	895	1104	255	57	8	1	0	0	0	0		
Percent	2.49%	0.61%	2.20%	36.53%	45.06%	10.41%	2.33%	0.33%	0.04%	0.00%	0.00%	0.00%	0.00%		

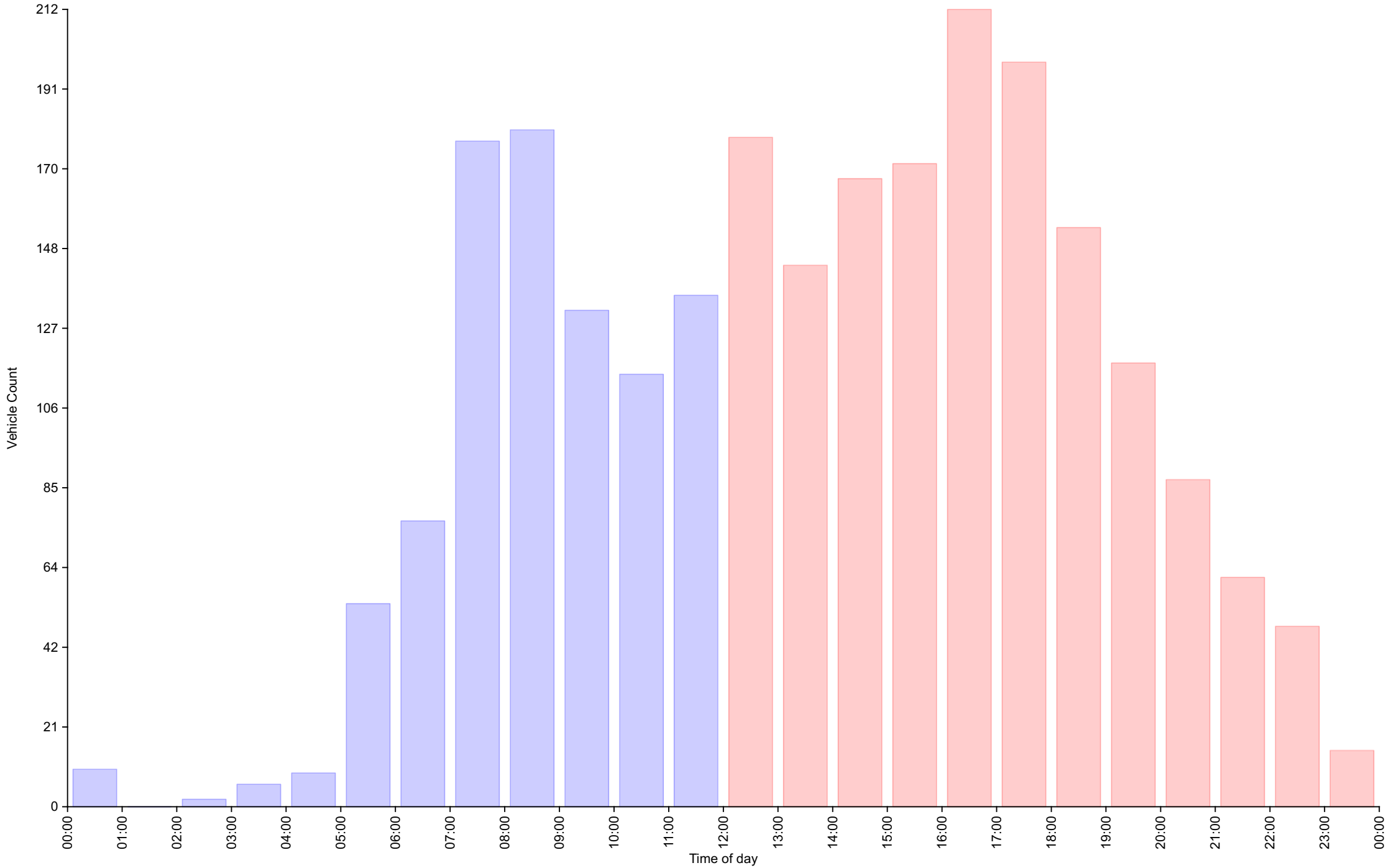
Time of day

Total Vehicles : 2450
 30th Percentile : 28.0 MPH
 50th Percentile : 29.6 MPH
 85th Percentile : 33.5 MPH
 95th Percentile : 37.0 MPH
 Average Speed : 30.1 MPH
 Highest Speed : 54.2 MPH
 Total Over Speed Limit : 58.2 % (1425 / 2450)

Vehicle Counts By Hour

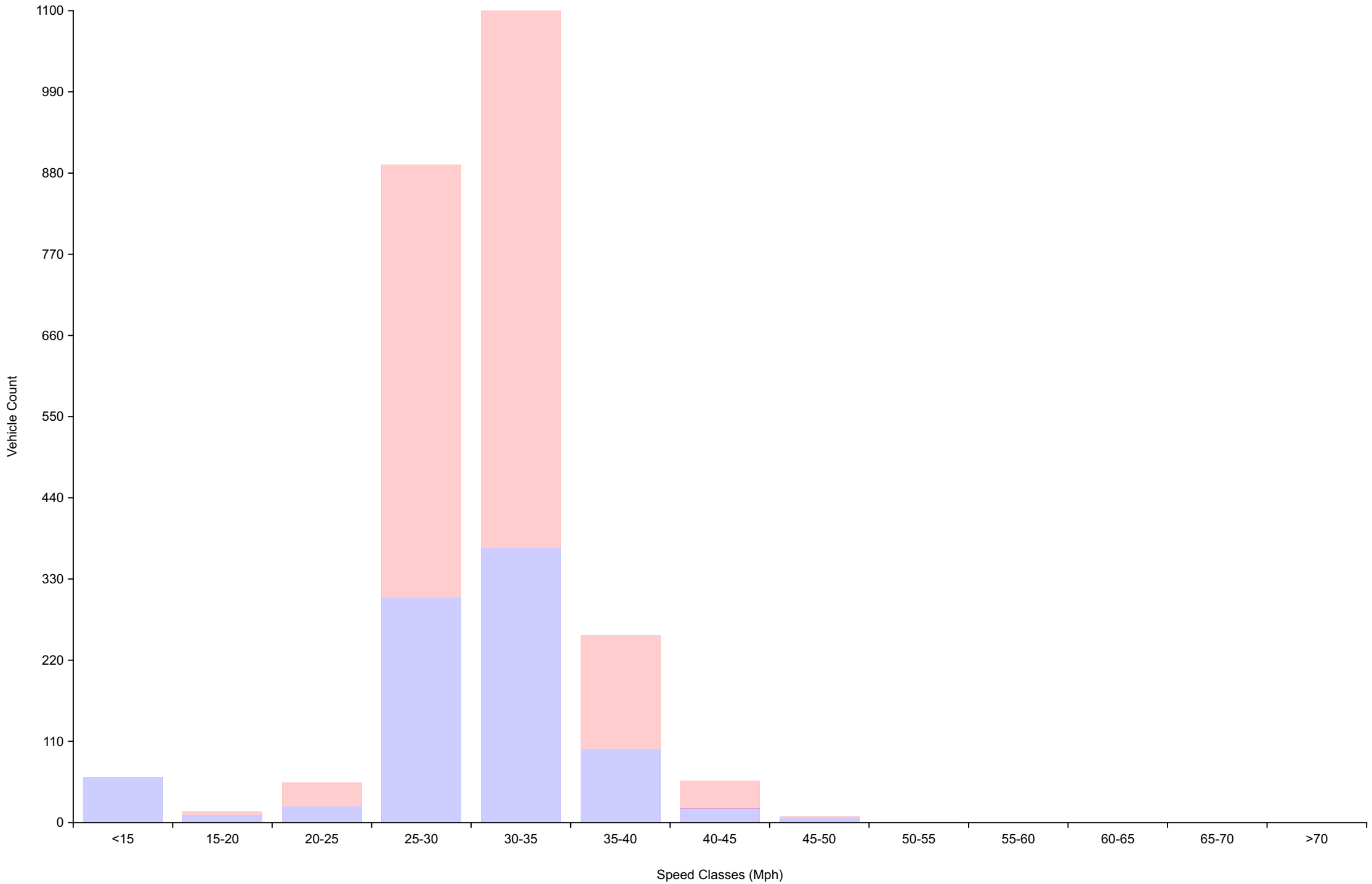
Daily Overview for Thu Apr 11 2024

(60 Minute Resolution)



Vehicle Counts By Speed Class

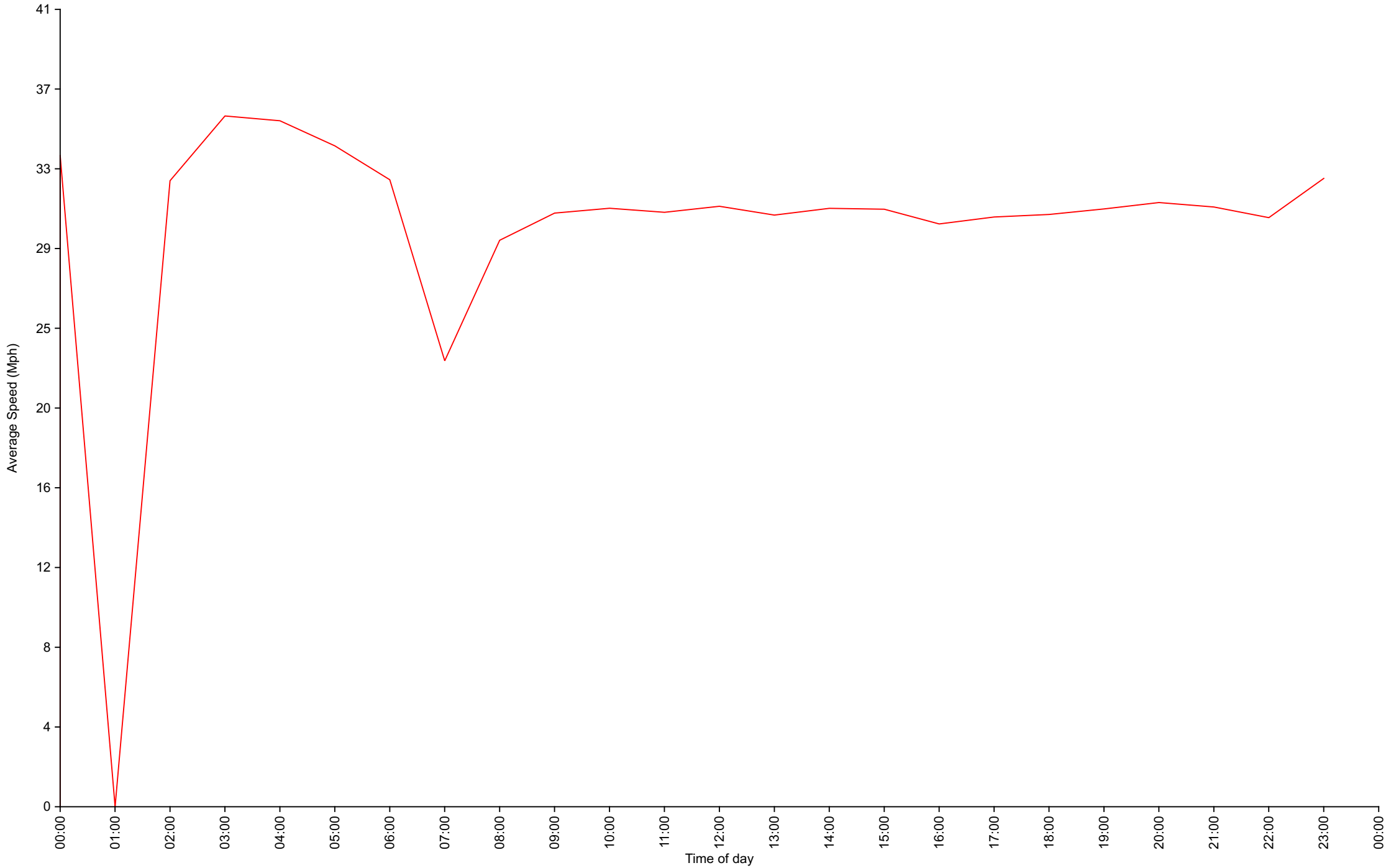
Daily Overview for Thu Apr 11 2024



Average Speed By Hour

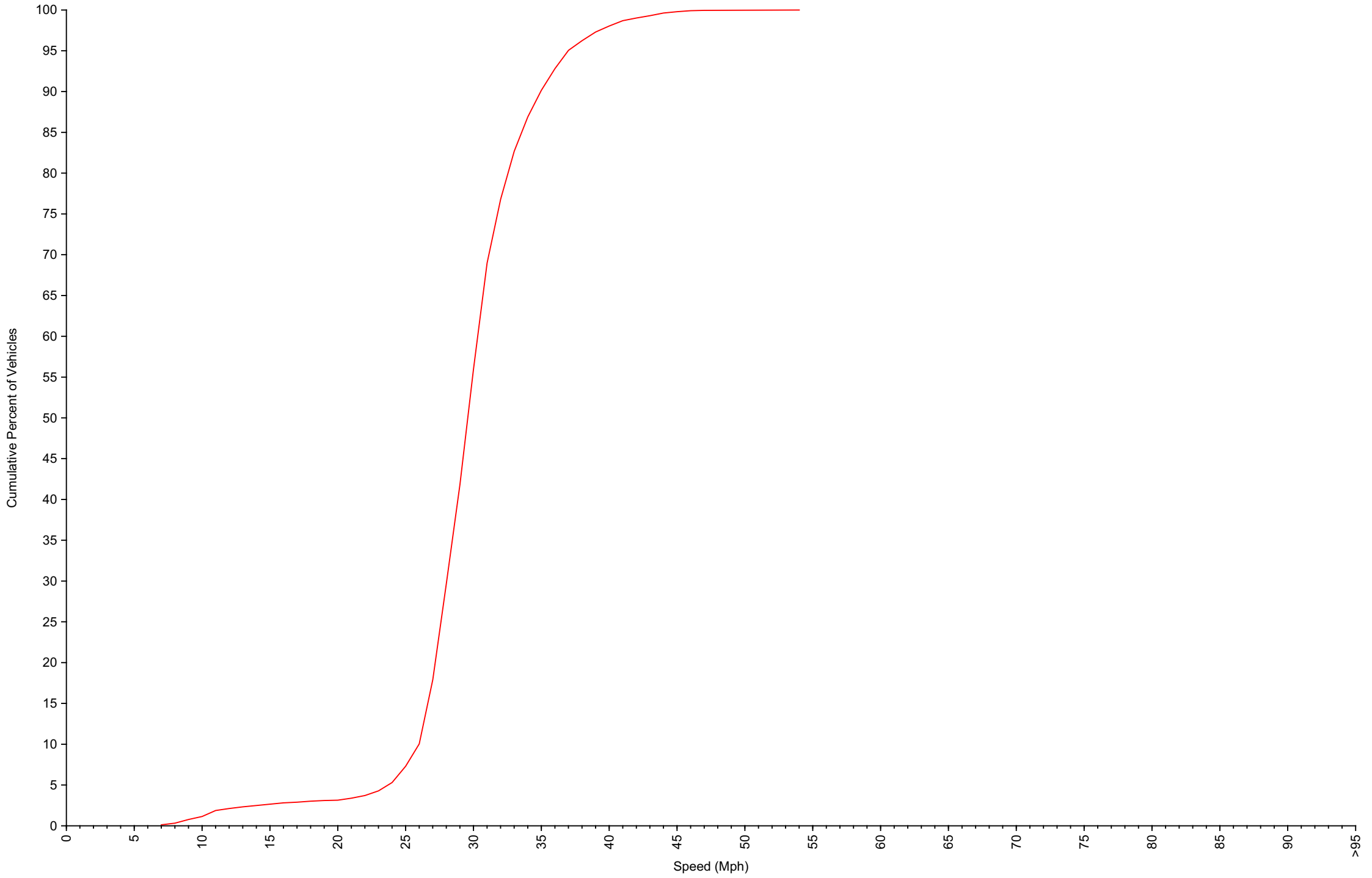
Daily Overview for Thu Apr 11 2024

(60 Minute Resolution)



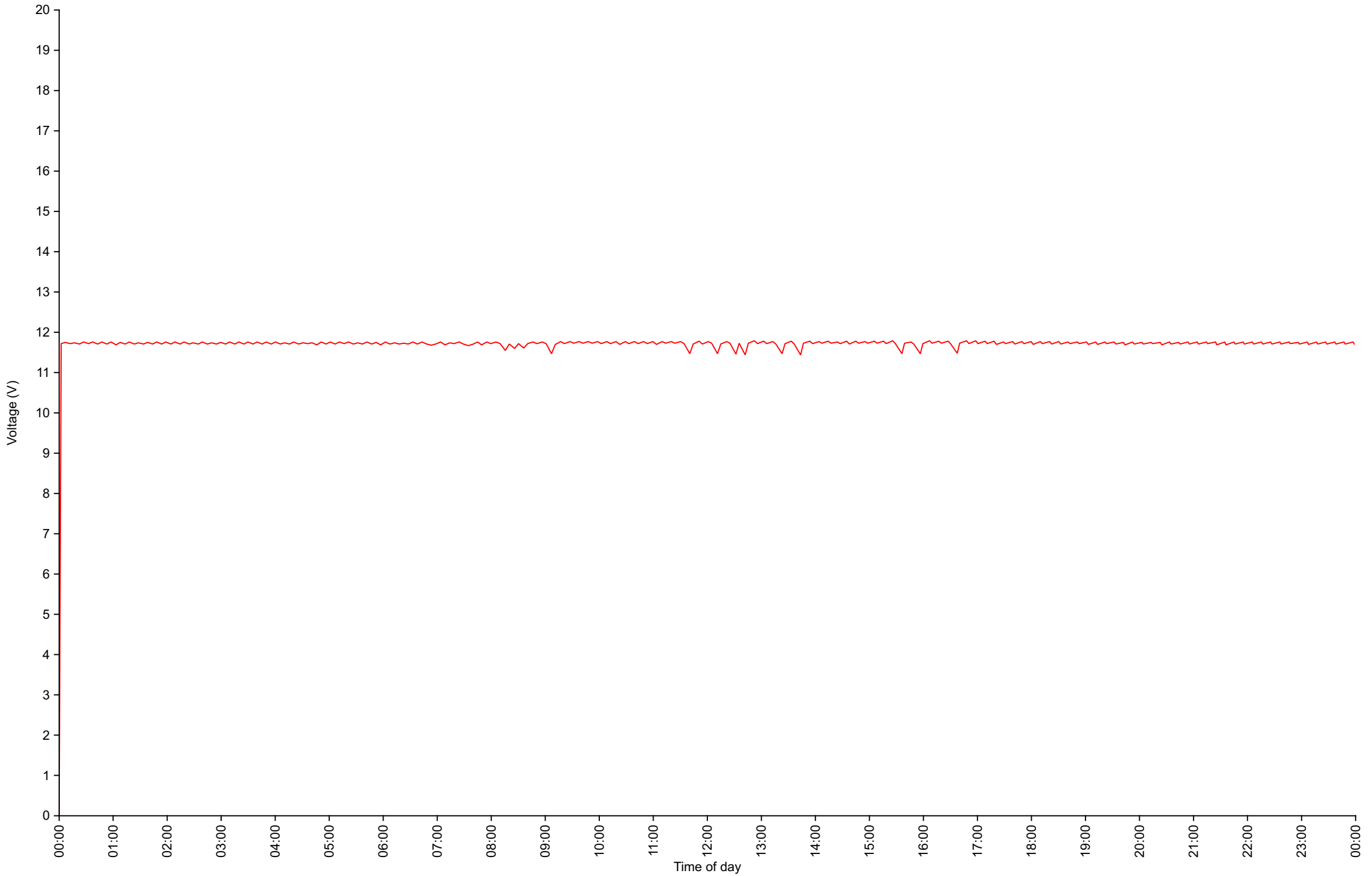
Cumulative Speed Distribution Curve

Daily Overview for Thu Apr 11 2024



Voltage

Daily Overview for Thu Apr 11 2024



Traffic Report - York Road

Daily Overview for Fri Apr 12 2024

Vehicle Speed Classes (Mph)

	<15	15 20	20 25	25 30	30 35	35 40	40 45	45 50	50 55	55 60	60 65	65 70	>70	Total	85th Percentile
00:00	0	0	0	2	3	2	0	0	0	0	0	0	0	7	35.9
01:00	0	0	0	4	3	0	1	0	0	0	0	0	0	8	31.8
02:00	0	0	0	2	3	0	0	0	0	0	0	0	0	5	32.3
03:00	0	0	0	0	1	0	1	0	0	0	0	0	0	2	38.4
04:00	0	1	0	1	3	0	0	1	0	0	0	0	0	6	35.1
05:00	0	0	0	6	14	14	2	4	0	0	0	0	0	40	39.0
06:00	0	0	0	17	26	7	4	0	0	0	0	0	0	54	36.8
07:00	0	0	4	60	77	9	2	0	0	0	0	0	0	152	32.3
08:00	0	0	6	76	83	11	4	0	0	0	0	0	0	180	31.8
09:00	1	0	0	44	54	14	4	1	0	0	0	0	0	118	34.2
10:00	1	1	3	39	65	7	3	0	0	0	0	0	0	119	32.8
11:00	2	1	2	59	74	19	5	0	0	0	0	0	0	162	34.0
12:00	1	4	5	57	59	16	5	2	0	0	0	0	0	149	34.2
13:00	0	0	2	66	72	24	4	0	0	0	0	0	0	168	34.6
14:00	0	0	6	67	79	13	2	3	0	0	0	0	0	170	33.1
15:00	0	0	2	67	94	16	2	0	0	1	0	0	0	182	32.8
16:00	0	2	4	105	83	23	5	1	0	0	0	0	0	223	33.6
17:00	0	0	8	103	64	17	3	1	0	0	0	0	0	196	33.3
18:00	1	5	2	69	71	11	3	0	0	0	0	0	0	162	32.9
19:00	0	0	2	53	55	13	1	0	0	0	0	0	0	124	33.2
20:00	0	0	2	25	32	6	5	0	0	0	1	0	0	71	35.4
21:00	0	0	3	21	30	8	1	0	0	0	0	0	0	63	33.9
22:00	0	0	0	14	21	6	2	0	0	0	0	0	0	43	35.5
23:00	0	0	0	16	6	9	1	1	0	0	0	0	0	33	36.5
AM Total	4	3	15	310	406	83	26	6	0	0	0	0	0		
PM Total	2	11	36	663	666	162	34	8	0	1	1	0	0		
Total	6	14	51	973	1072	245	60	14	0	1	1	0	0		
Percent	0.25%	0.57%	2.09%	39.93%	43.99%	10.05%	2.46%	0.57%	0.00%	0.04%	0.04%	0.00%	0.00%		

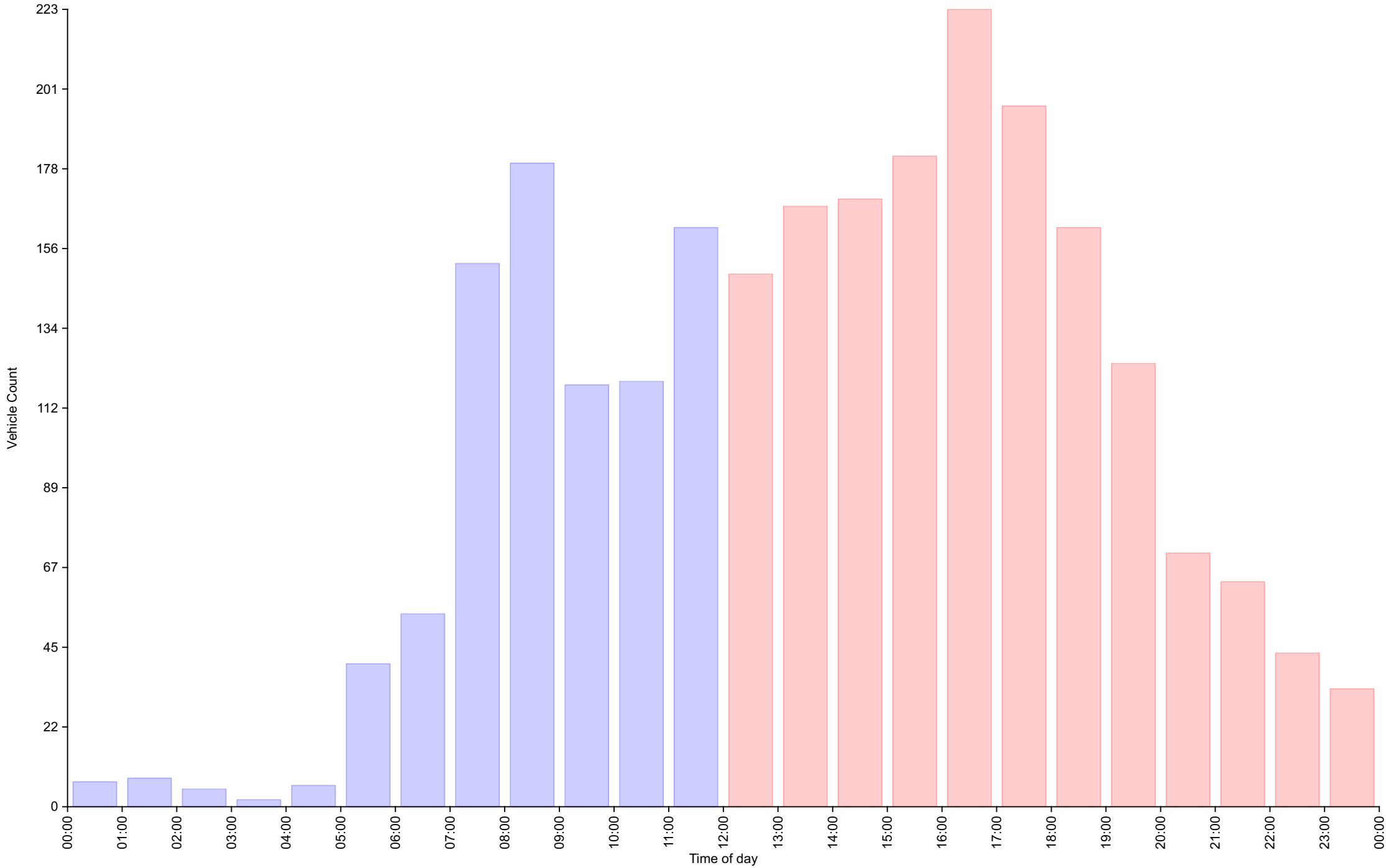
Time of day

Total Vehicles : 2437
 30th Percentile : 28.2 MPH
 50th Percentile : 29.5 MPH
 85th Percentile : 33.6 MPH
 95th Percentile : 37.6 MPH
 Average Speed : 30.6 MPH
 Highest Speed : 60.3 MPH
 Total Over Speed Limit : 57.2 % (1393 / 2437)

Vehicle Counts By Hour

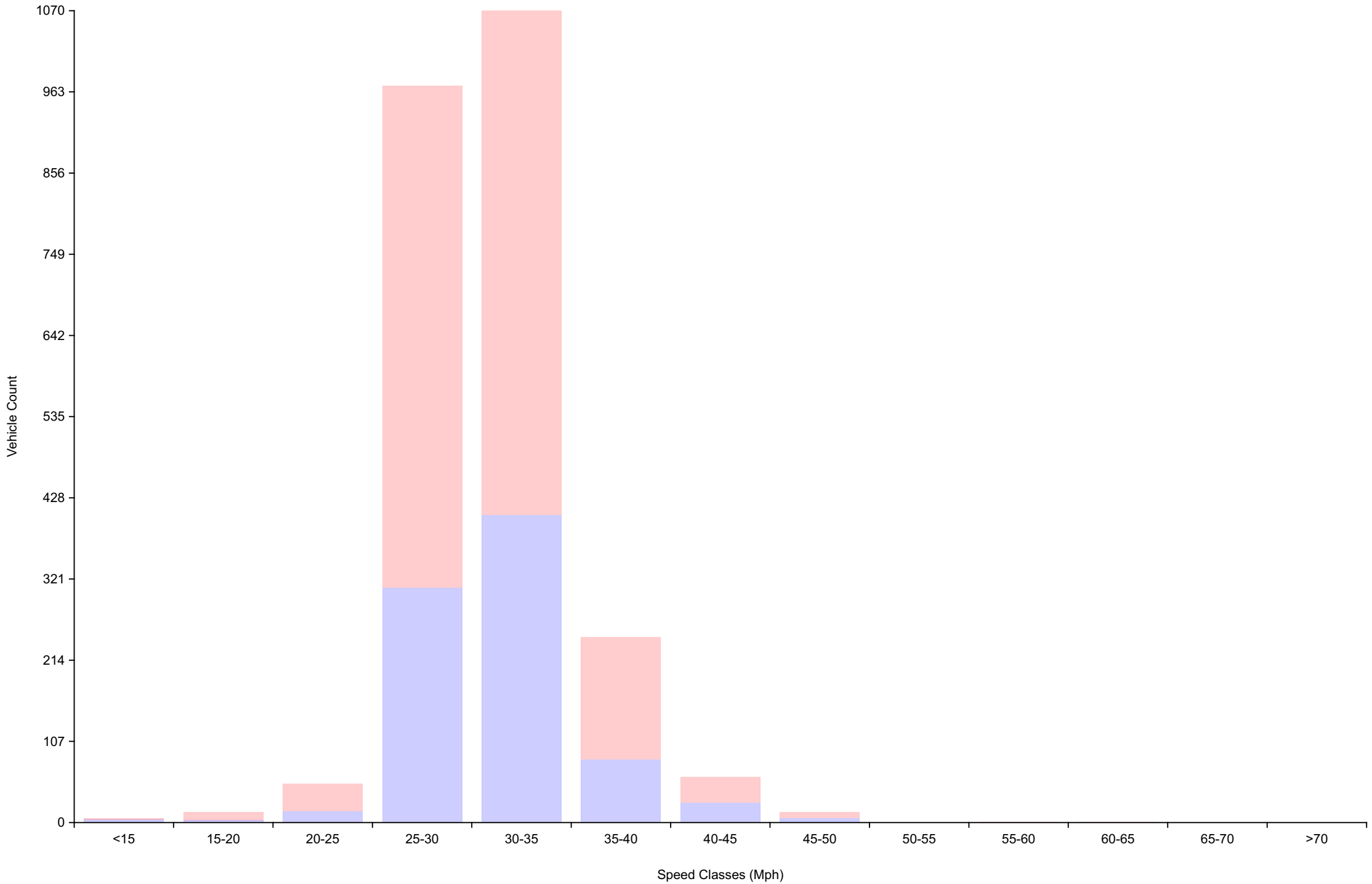
Daily Overview for Fri Apr 12 2024

(60 Minute Resolution)

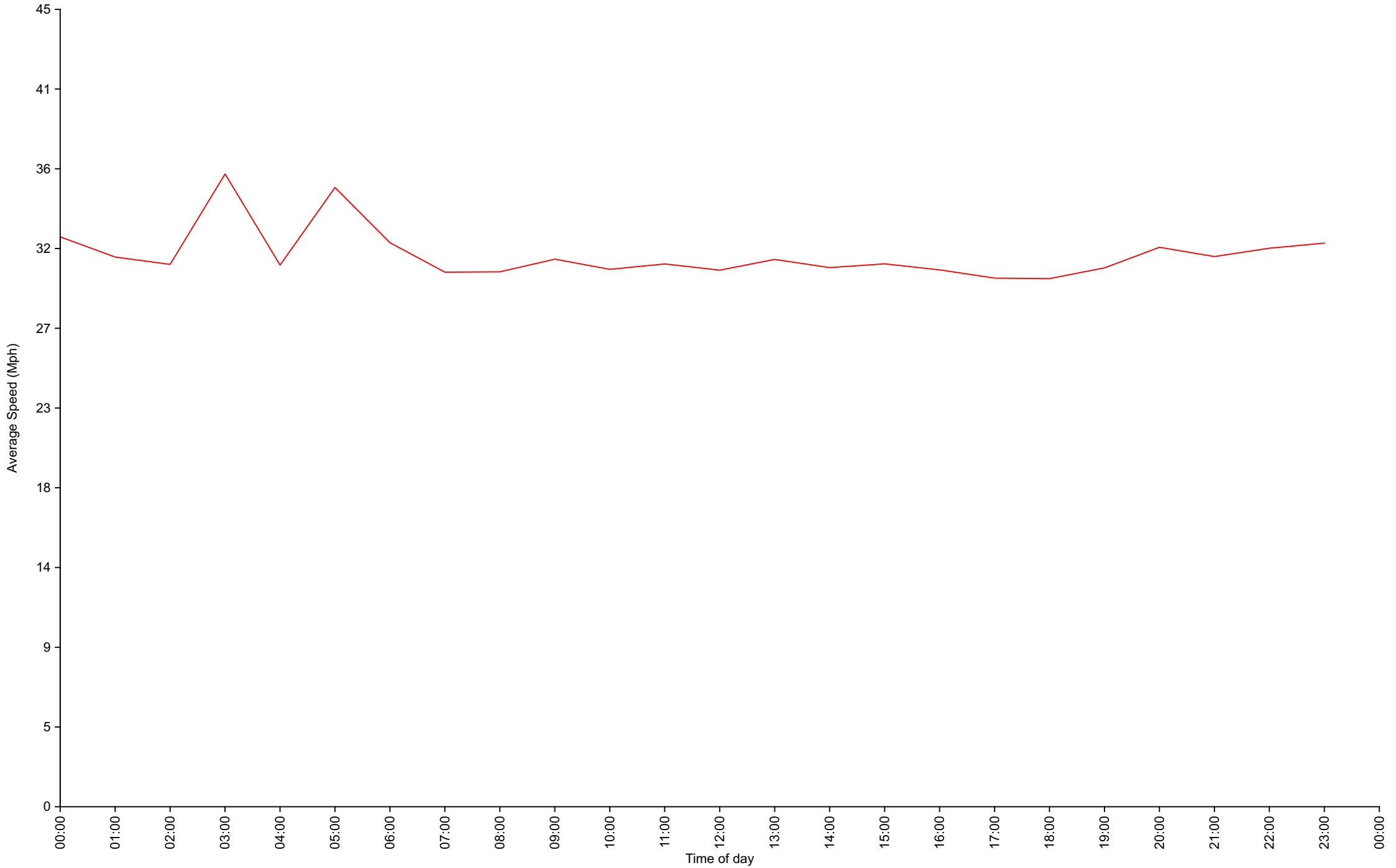


Vehicle Counts By Speed Class

Daily Overview for Fri Apr 12 2024

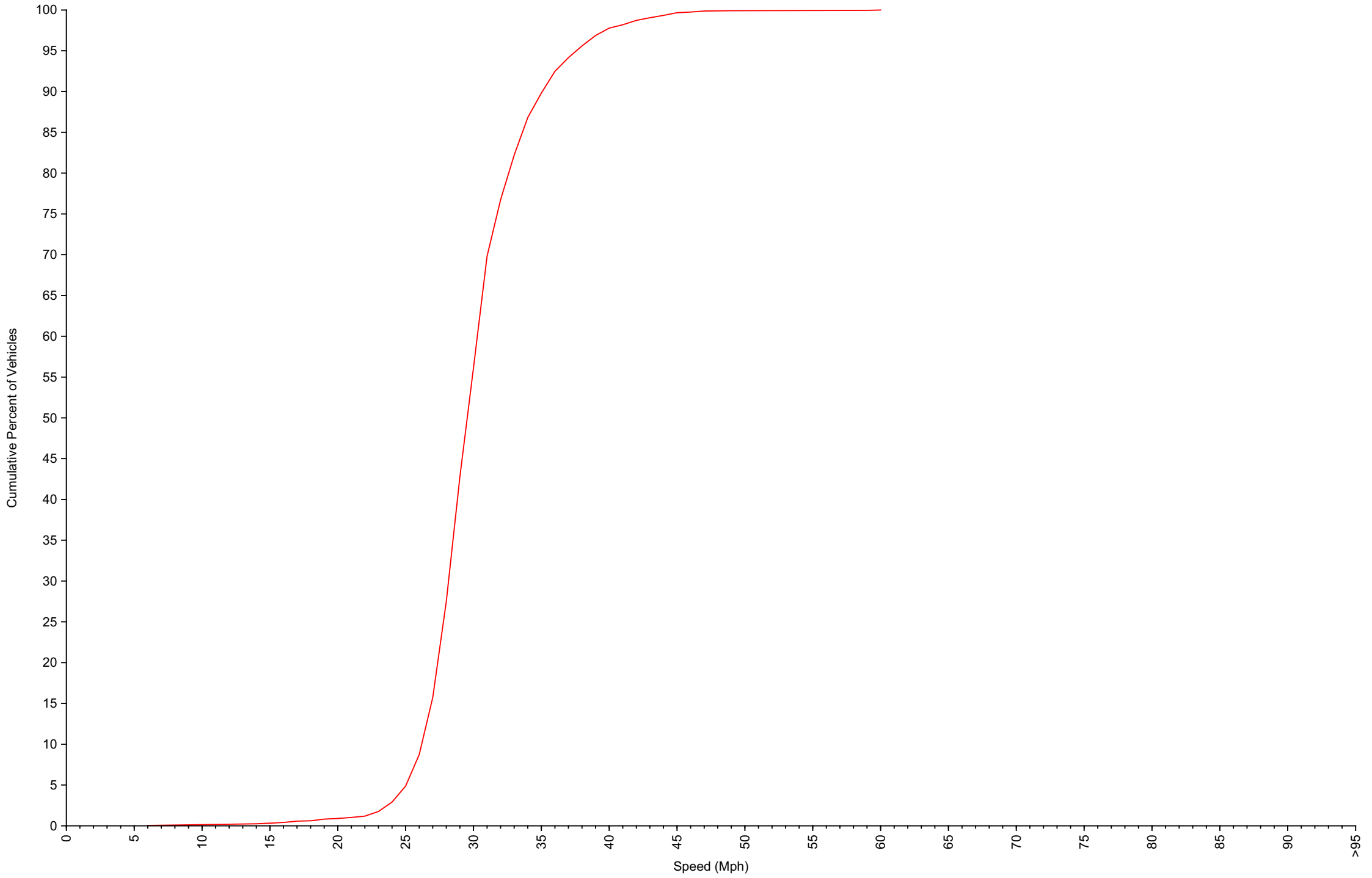


Average Speed By Hour
Daily Overview for Fri Apr 12 2024
(60 Minute Resolution)



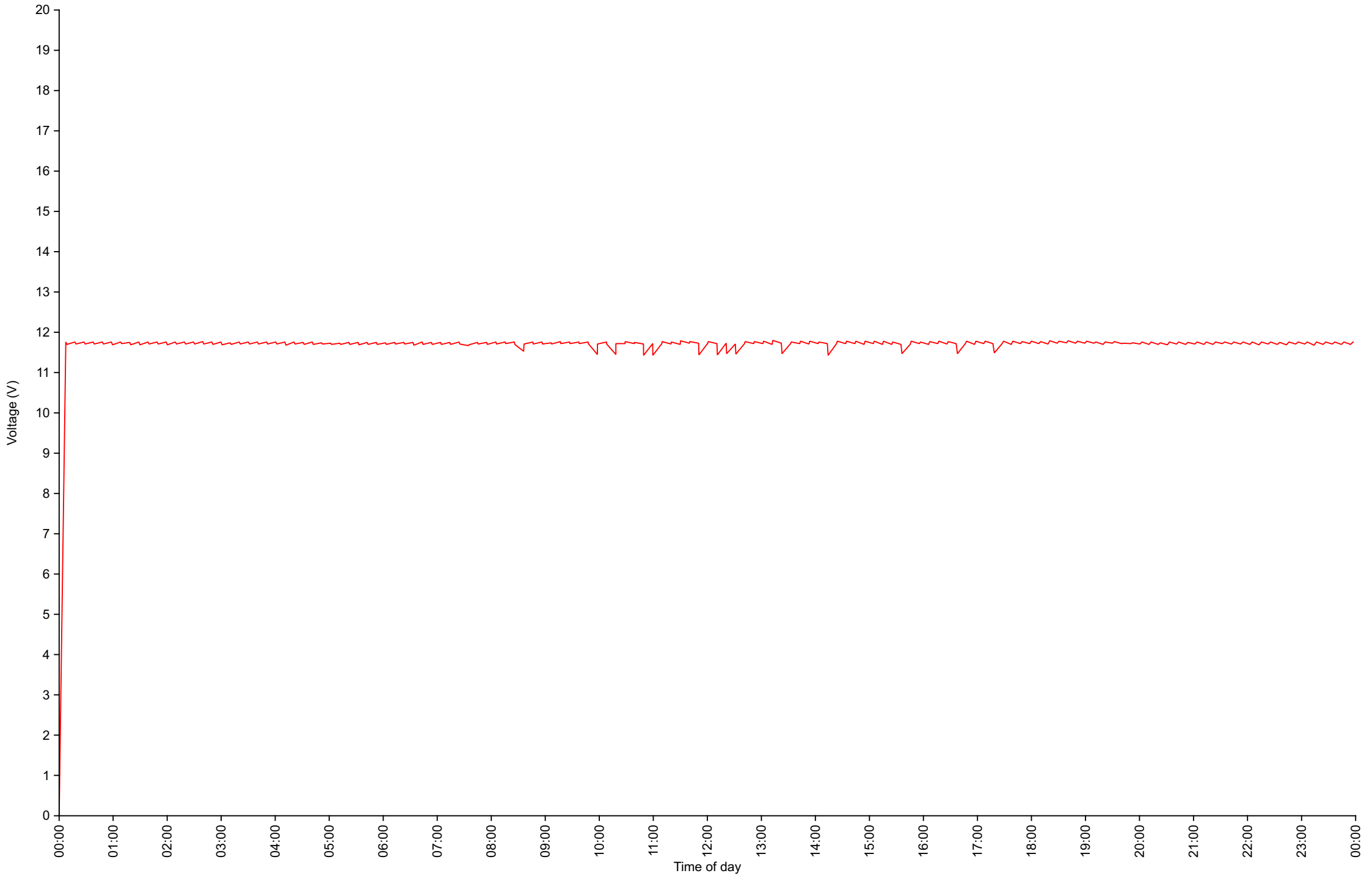
Cumulative Speed Distribution Curve

Daily Overview for Fri Apr 12 2024



Voltage

Daily Overview for Fri Apr 12 2024



Traffic Report - York Road

Daily Overview for Sat Apr 13 2024

Vehicle Speed Classes (Mph)

	<15	15 20	20 25	25 30	30 35	35 40	40 45	45 50	50 55	55 60	60 65	65 70	>70	Total	85th Percentile
00:00	0	0	1	6	6	3	1	1	0	0	0	0	0	18	38.3
01:00	0	0	1	4	1	2	1	0	0	0	0	0	0	9	37.9
02:00	0	0	0	0	1	0	0	0	0	0	0	0	0	1	33.6
03:00	0	0	0	1	0	3	1	0	0	0	0	0	0	5	38.5
04:00	0	0	0	1	1	0	0	0	0	0	0	0	0	2	29.8
05:00	0	0	0	4	7	2	2	0	0	0	0	0	0	15	37.8
06:00	0	0	1	13	17	7	4	1	0	0	0	0	0	43	36.9
07:00	0	0	0	17	17	2	2	0	0	0	0	0	0	38	33.6
08:00	1	0	1	32	43	7	2	0	0	0	0	0	0	86	33.0
09:00	0	0	1	45	52	14	2	0	0	0	0	0	0	114	33.7
10:00	0	0	3	54	64	13	1	0	0	0	0	0	0	135	32.9
11:00	0	0	0	48	69	18	4	1	0	0	0	0	0	140	34.5
12:00	1	3	2	61	76	16	1	0	0	0	0	0	0	160	32.9
13:00	1	1	5	45	54	18	3	0	0	0	0	0	0	127	34.4
14:00	0	0	1	44	73	15	4	0	0	0	0	0	0	137	33.8
15:00	0	0	2	58	71	11	4	0	1	0	0	0	0	147	32.9
16:00	0	0	2	51	65	15	1	0	0	0	0	0	0	134	33.0
17:00	0	0	0	51	101	22	3	0	0	0	0	0	0	177	33.9
18:00	0	0	3	35	55	18	5	0	0	0	0	0	0	116	35.4
19:00	0	0	0	35	30	8	5	1	0	0	0	0	0	79	35.1
20:00	0	1	0	38	24	7	0	1	0	0	1	0	0	72	33.4
21:00	0	0	1	25	22	10	4	0	0	0	0	0	0	62	35.9
22:00	0	0	1	20	25	10	0	0	1	0	0	0	0	57	34.6
23:00	0	0	0	15	13	2	2	3	0	0	0	0	0	35	35.7
AM Total	1	0	8	225	278	71	20	3	0	0	0	0	0		
PM Total	2	5	17	478	609	152	32	5	2	0	1	0	0		
Total	3	5	25	703	887	223	52	8	2	0	1	0	0		
Percent	0.16%	0.26%	1.31%	36.83%	46.46%	11.68%	2.72%	0.42%	0.10%	0.00%	0.05%	0.00%	0.00%		

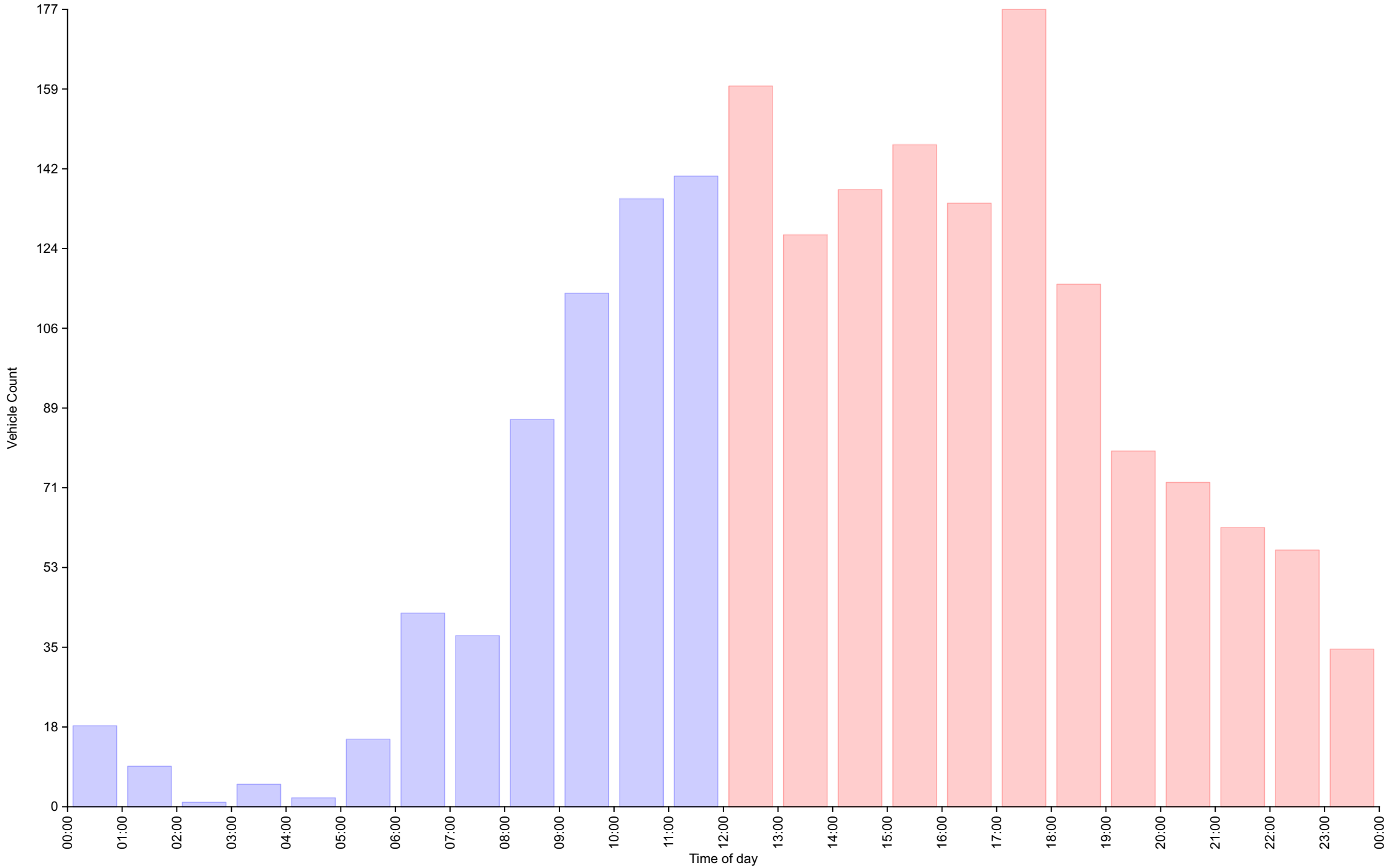
Time of day

Total Vehicles : 1909
 30th Percentile : 28.4 MPH
 50th Percentile : 29.9 MPH
 85th Percentile : 34.0 MPH
 95th Percentile : 37.8 MPH
 Average Speed : 30.9 MPH
 Highest Speed : 63.3 MPH
 Total Over Speed Limit : 61.4 % (1173 / 1909)

Vehicle Counts By Hour

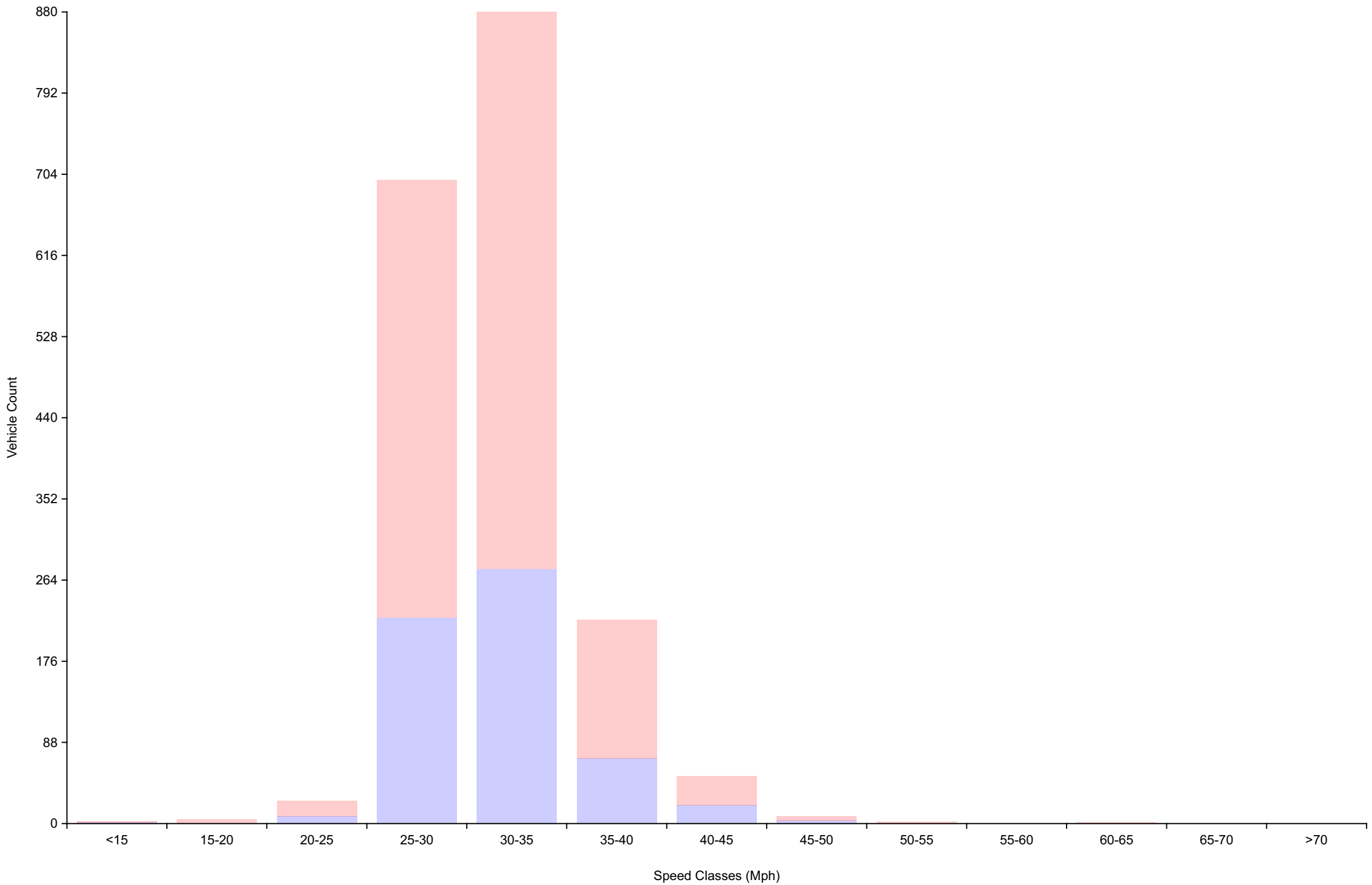
Daily Overview for Sat Apr 13 2024

(60 Minute Resolution)



Vehicle Counts By Speed Class

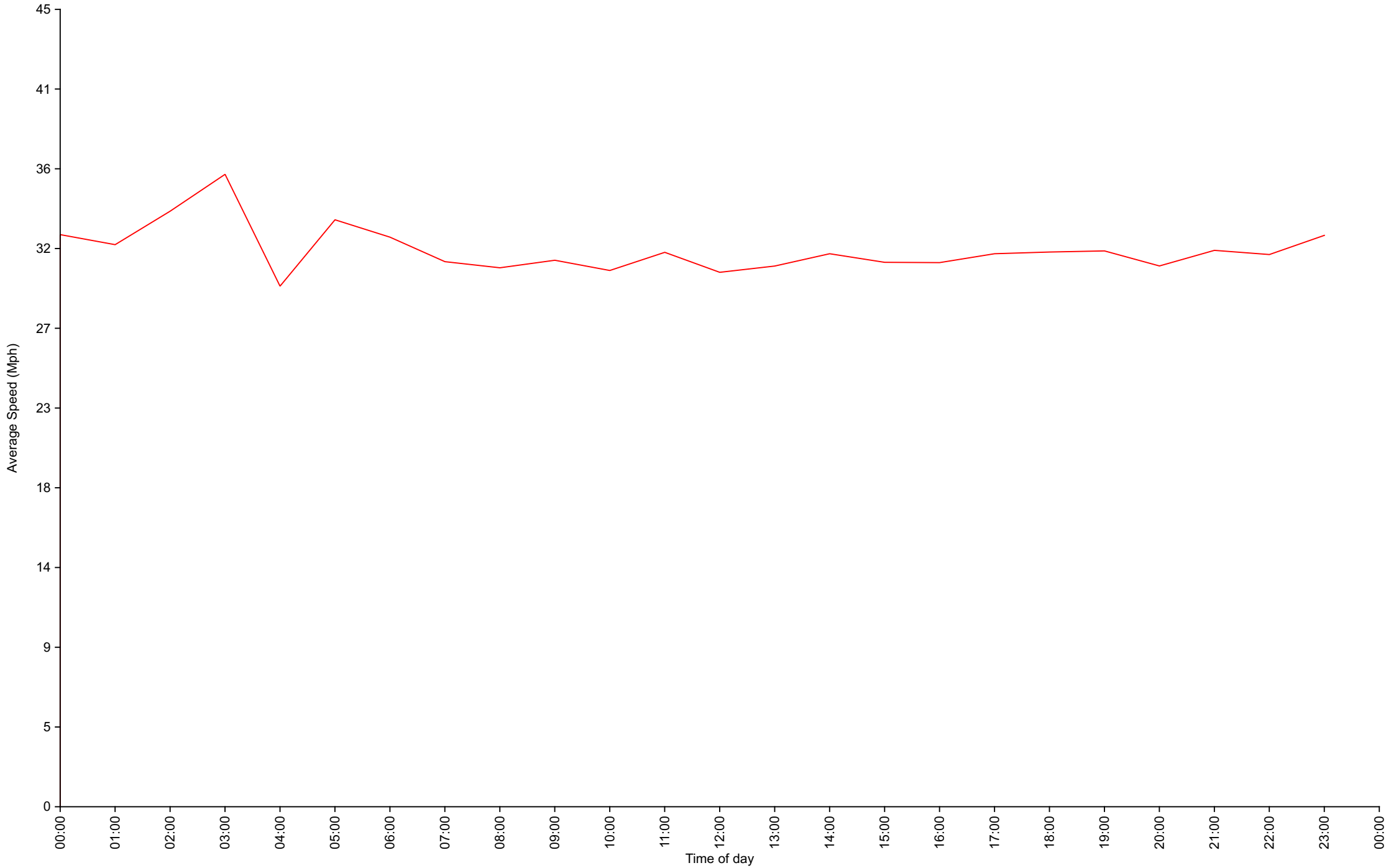
Daily Overview for Sat Apr 13 2024



Average Speed By Hour

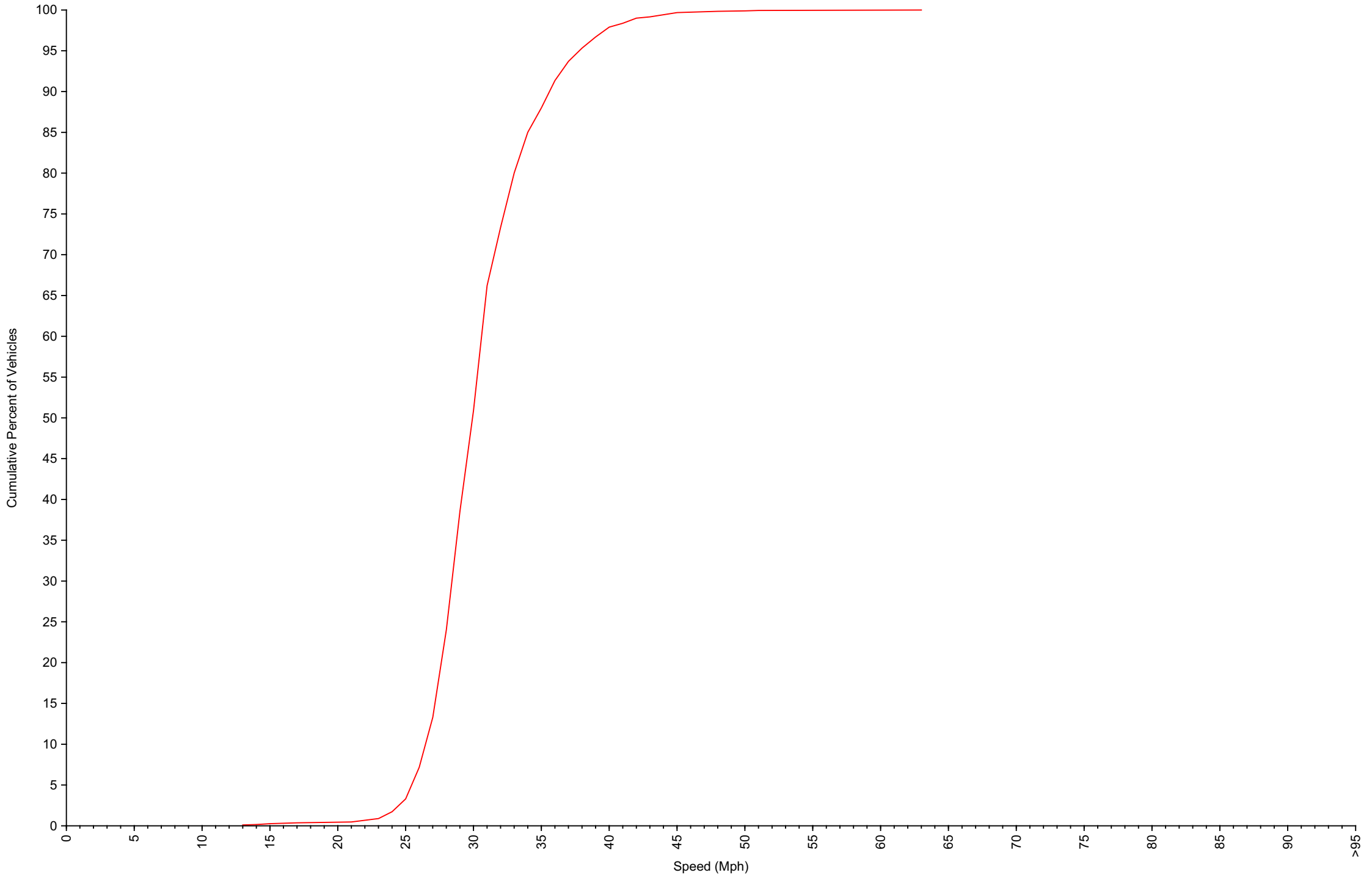
Daily Overview for Sat Apr 13 2024

(60 Minute Resolution)



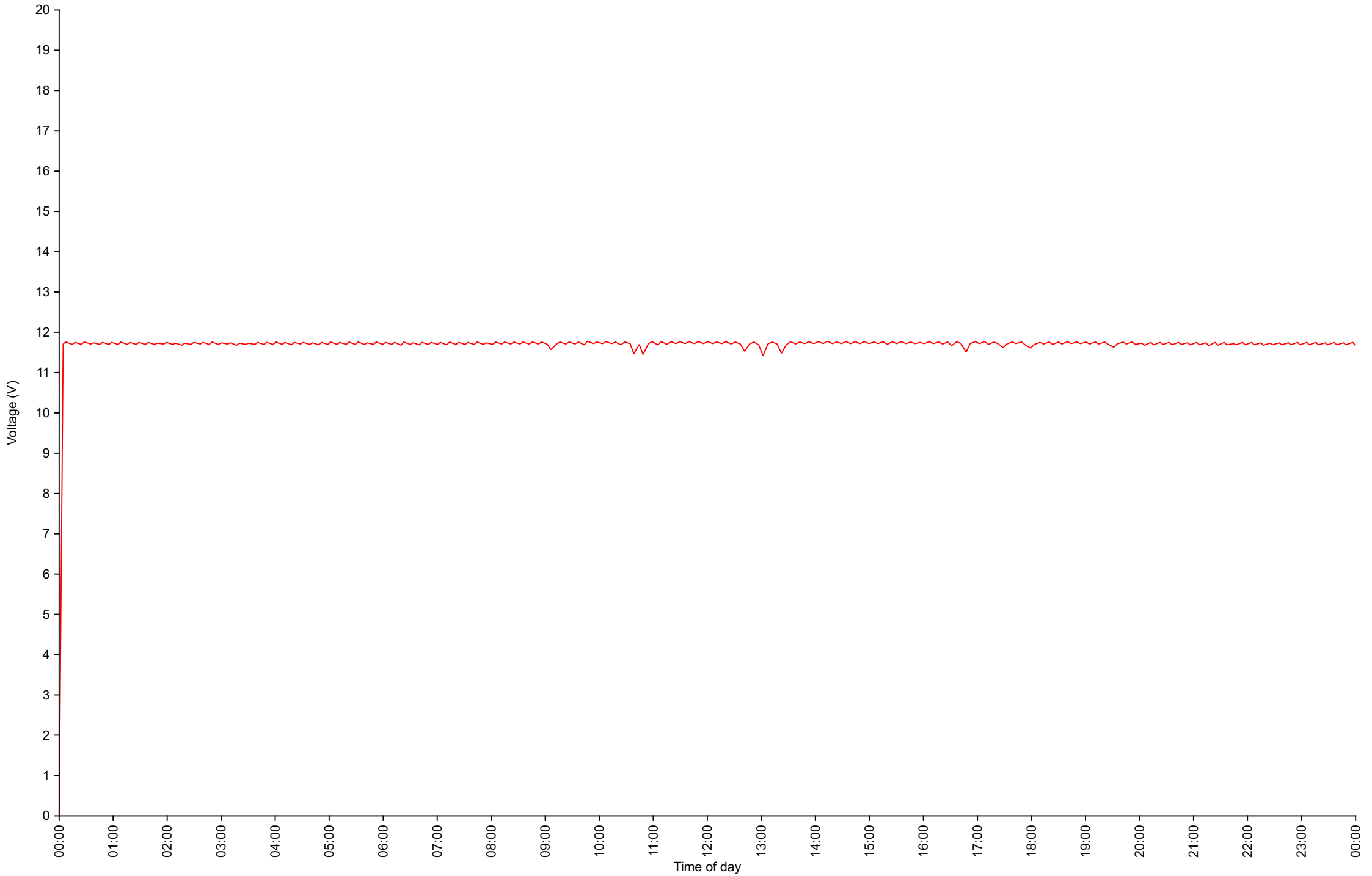
Cumulative Speed Distribution Curve

Daily Overview for Sat Apr 13 2024



Voltage

Daily Overview for Sat Apr 13 2024



Traffic Report - York Road

Daily Overview for Sun Apr 14 2024

Vehicle Speed Classes (Mph)

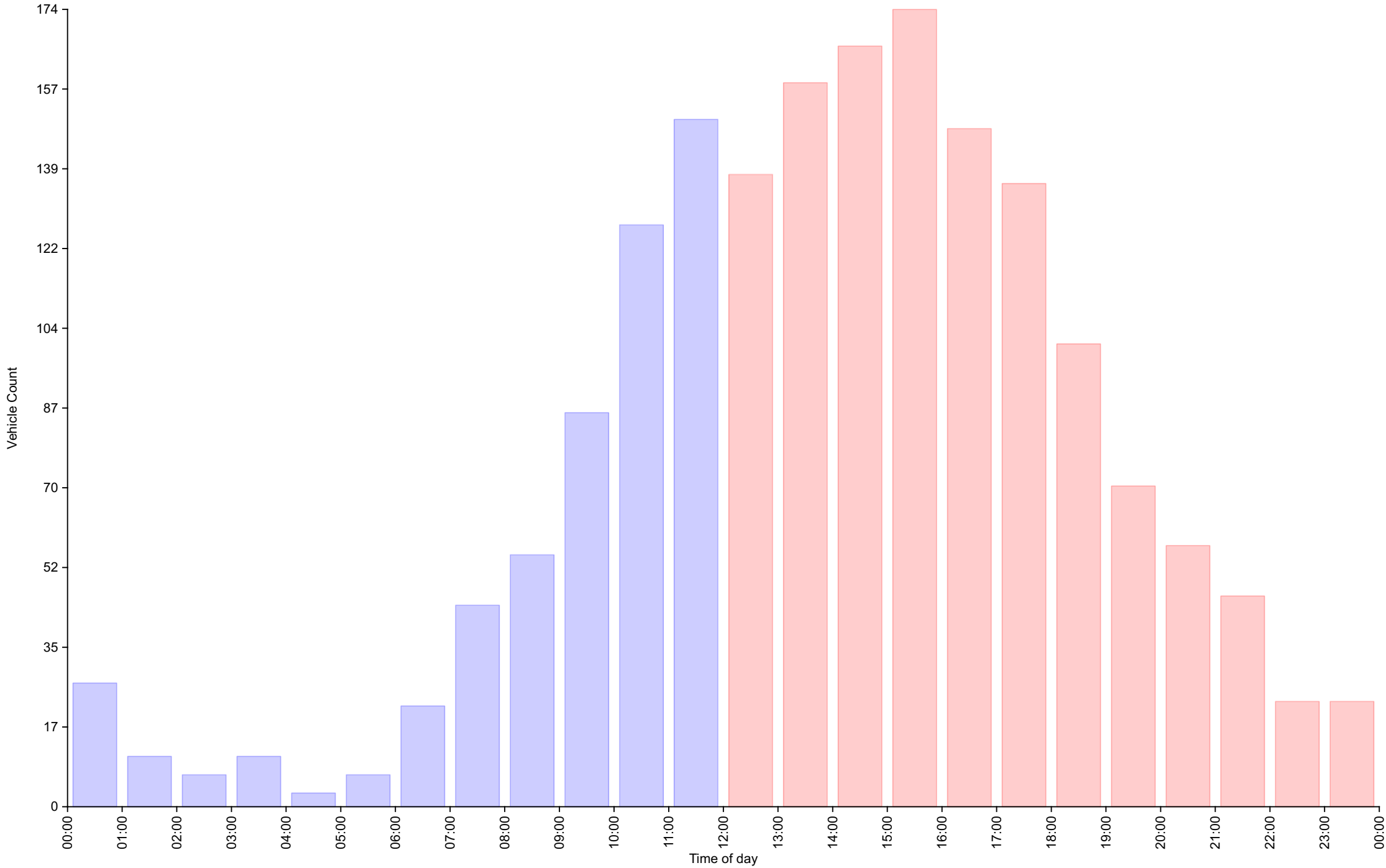
	<15	15 20	20 25	25 30	30 35	35 40	40 45	45 50	50 55	55 60	60 65	65 70	>70	Total	85th Percentile
00:00	0	0	2	8	9	7	1	0	0	0	0	0	0	27	36.0
01:00	0	0	0	3	6	1	0	1	0	0	0	0	0	11	35.8
02:00	0	0	1	1	2	2	0	0	0	0	0	0	1	7	37.9
03:00	0	0	0	0	4	4	3	0	0	0	0	0	0	11	40.2
04:00	0	0	0	0	2	1	0	0	0	0	0	0	0	3	36.3
05:00	0	0	0	2	3	2	0	0	0	0	0	0	0	7	36.8
06:00	0	0	0	9	8	5	0	0	0	0	0	0	0	22	35.2
07:00	0	1	2	10	20	11	0	0	0	0	0	0	0	44	35.9
08:00	1	0	0	13	34	5	2	0	0	0	0	0	0	55	33.6
09:00	0	1	0	28	38	14	5	0	0	0	0	0	0	86	35.3
10:00	0	1	5	55	49	12	5	0	0	0	0	0	0	127	33.0
11:00	0	0	4	49	79	12	6	0	0	0	0	0	0	150	33.4
12:00	0	0	2	46	67	22	1	0	0	0	0	0	0	138	34.2
13:00	0	0	4	54	75	23	2	0	0	0	0	0	0	158	34.2
14:00	0	0	5	77	68	14	2	0	0	0	0	0	0	166	32.9
15:00	0	3	0	62	83	20	5	1	0	0	0	0	0	174	34.0
16:00	0	0	1	46	72	25	4	0	0	0	0	0	0	148	34.6
17:00	1	0	1	50	62	20	2	0	0	0	0	0	0	136	34.2
18:00	0	1	0	37	42	16	5	0	0	0	0	0	0	101	35.4
19:00	0	1	0	22	32	9	5	1	0	0	0	0	0	70	35.8
20:00	0	0	1	19	26	8	3	0	0	0	0	0	0	57	34.6
21:00	0	0	0	20	19	3	2	1	1	0	0	0	0	46	34.1
22:00	0	0	2	5	10	4	2	0	0	0	0	0	0	23	34.9
23:00	0	0	0	7	10	4	1	1	0	0	0	0	0	23	35.6
AM Total	1	3	14	178	254	76	22	1	0	0	0	0	1		
PM Total	1	5	16	445	566	168	34	4	1	0	0	0	0		
Total	2	8	30	623	820	244	56	5	1	0	0	0	1		
Percent	0.11%	0.45%	1.68%	34.80%	45.81%	13.63%	3.13%	0.28%	0.06%	0.00%	0.00%	0.00%	0.06%		

Time of day

Total Vehicles : 1790
 30th Percentile : 28.5 MPH
 50th Percentile : 30.1 MPH
 85th Percentile : 34.5 MPH
 95th Percentile : 37.9 MPH
 Average Speed : 31.1 MPH
 Highest Speed : 80.2 MPH
 Total Over Speed Limit : 63.0 % (1127 / 1790)

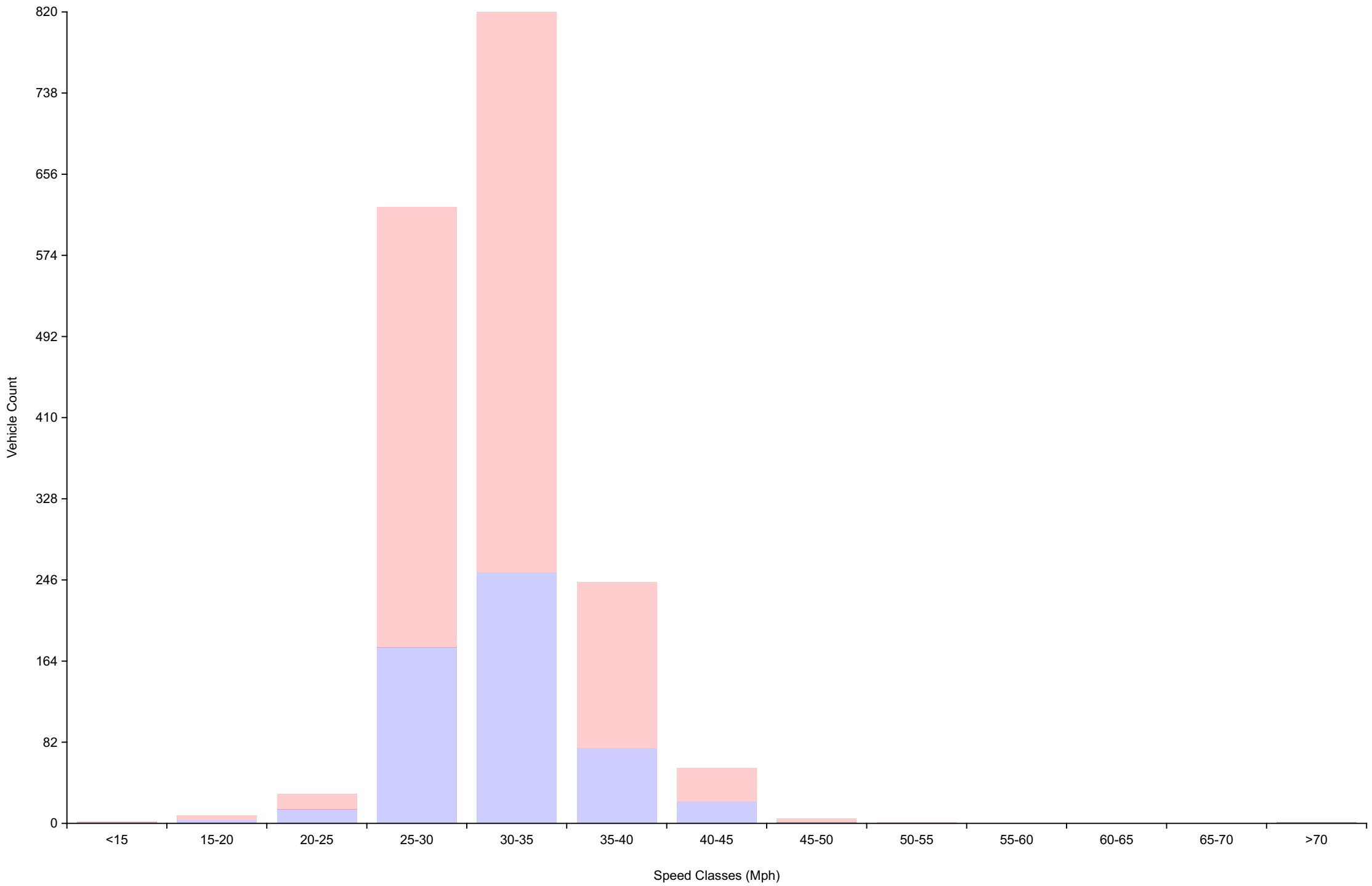
Vehicle Counts By Hour

Daily Overview for Sun Apr 14 2024
(60 Minute Resolution)

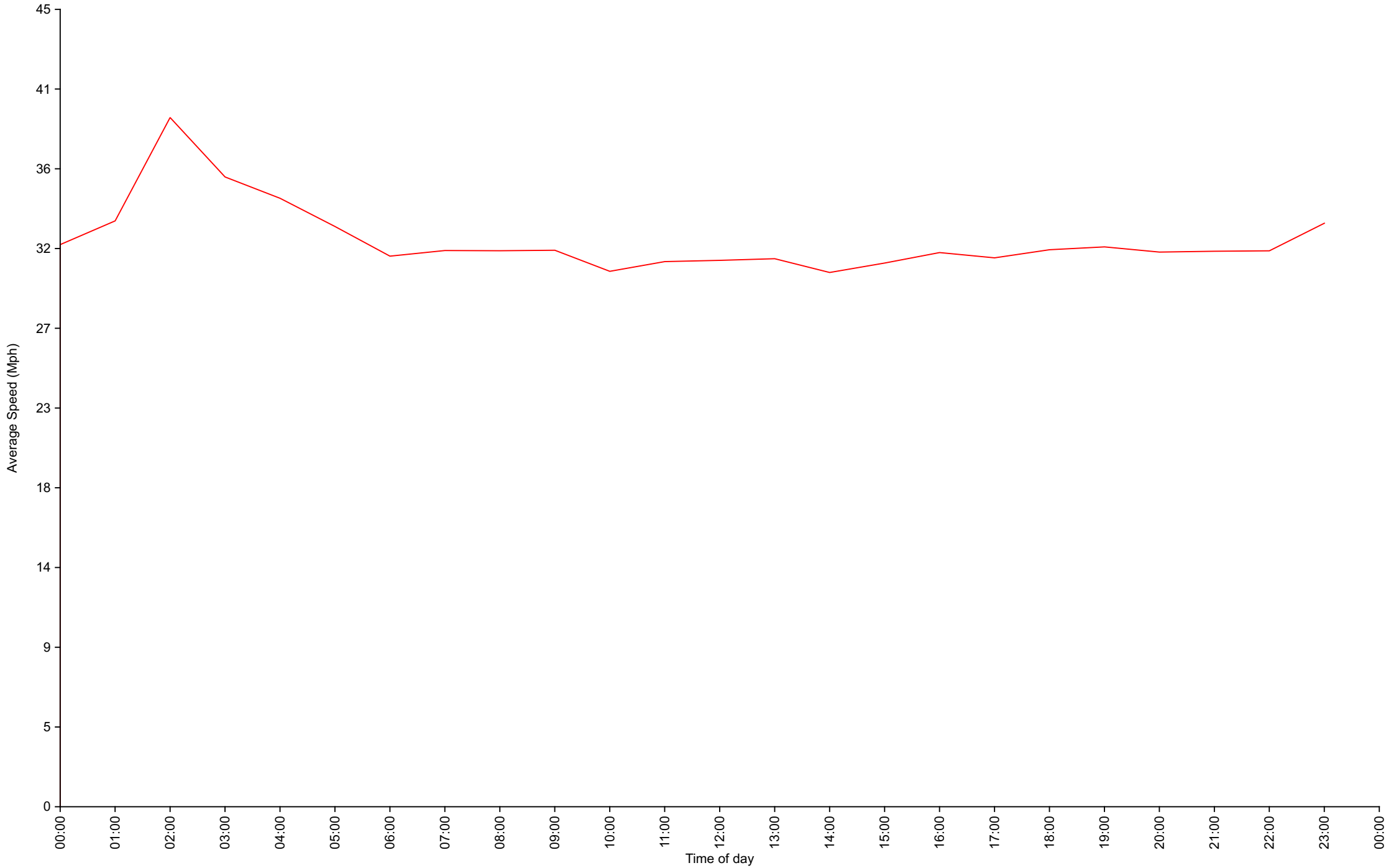


Vehicle Counts By Speed Class

Daily Overview for Sun Apr 14 2024

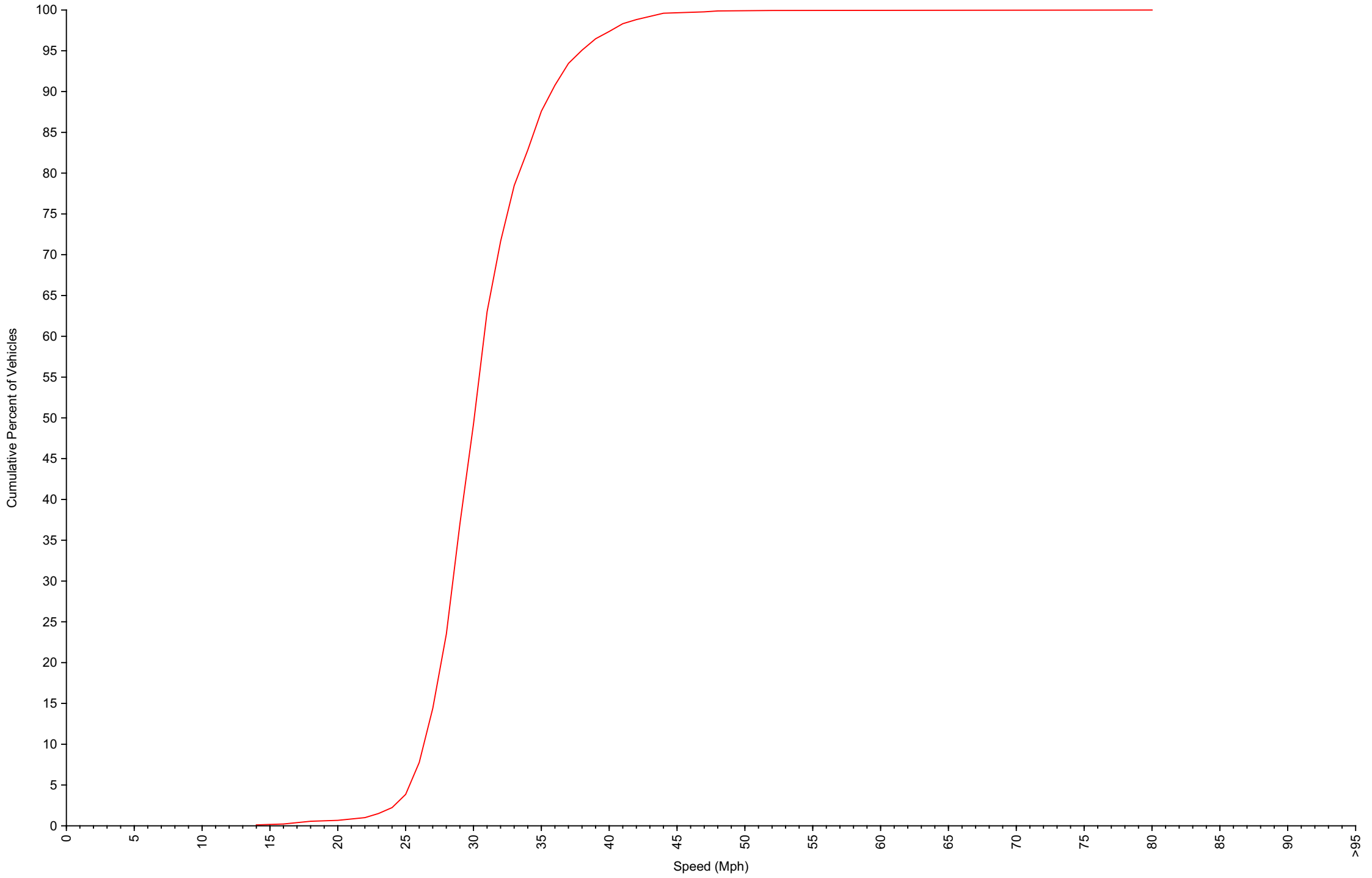


Average Speed By Hour
Daily Overview for Sun Apr 14 2024
(60 Minute Resolution)



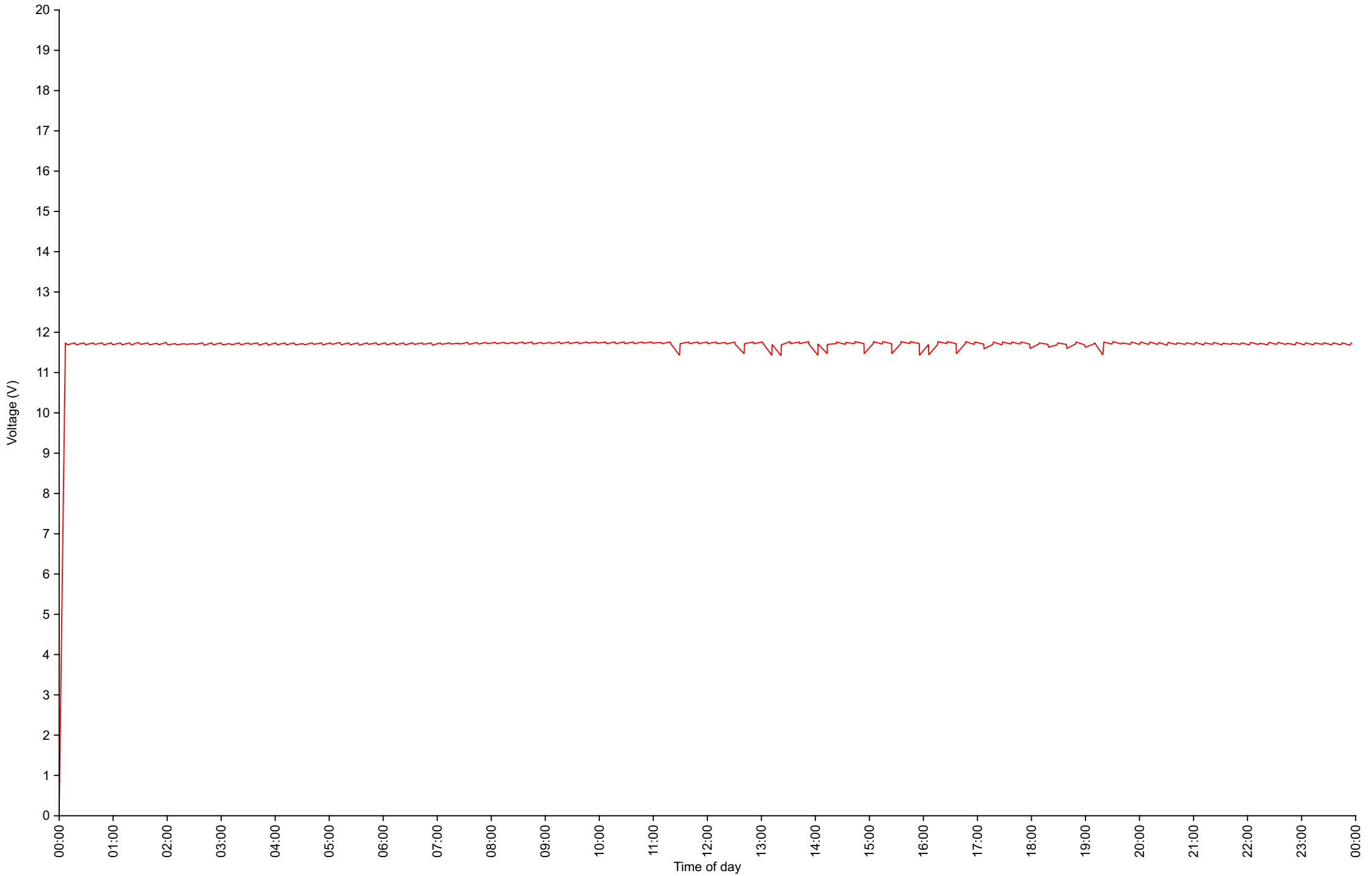
Cumulative Speed Distribution Curve

Daily Overview for Sun Apr 14 2024



Voltage

Daily Overview for Sun Apr 14 2024



Traffic Report - York Road

Daily Overview for Mon Apr 15 2024

Vehicle Speed Classes (Mph)

	<15	15 20	20 25	25 30	30 35	35 40	40 45	45 50	50 55	55 60	60 65	65 70	>70	Total	85th Percentile
00:00	0	0	0	3	2	2	1	1	0	0	0	0	0	9	40.9
01:00	0	0	0	0	2	0	1	0	0	0	0	0	0	3	37.5
02:00	0	0	0	1	0	0	0	0	0	0	0	0	0	1	29.3
03:00	0	0	0	0	0	1	0	0	0	0	0	0	0	1	37.0
04:00	0	0	0	1	3	1	0	1	0	0	0	0	0	6	37.0
05:00	0	0	0	10	13	11	7	1	0	0	0	0	0	42	40.2
06:00	0	0	1	27	37	4	4	0	0	0	0	0	0	73	32.5
07:00	0	0	1	69	74	14	5	0	0	0	0	0	0	163	33.6
08:00	0	2	8	81	63	9	3	0	0	0	0	0	0	166	31.5
09:00	0	1	2	53	65	9	2	0	0	0	0	0	0	132	32.5
10:00	0	0	4	56	58	4	0	1	0	0	0	0	0	123	31.9
11:00	0	0	3	59	50	11	2	1	0	0	0	0	0	126	32.5
12:00	0	0	3	46	78	11	1	0	0	0	0	0	0	139	32.7
13:00	0	0	4	47	72	4	1	0	0	0	0	0	0	128	32.3
14:00	0	0	2	65	62	14	4	0	0	0	0	0	0	147	33.3
15:00	0	0	1	61	76	14	1	0	0	0	0	0	0	153	32.6
16:00	0	0	2	74	83	11	3	0	0	0	0	0	0	173	32.9
17:00	0	0	7	80	80	11	2	0	0	0	0	0	0	180	32.5
18:00	0	0	2	46	59	15	5	0	0	0	0	0	0	127	34.1
19:00	0	0	0	27	38	7	5	2	0	0	0	0	0	79	35.1
20:00	0	0	3	26	33	5	0	0	0	0	0	0	0	67	32.7
21:00	0	0	1	17	23	7	4	0	0	0	0	0	0	52	37.4
22:00	0	0	1	14	7	2	0	0	0	0	0	0	0	24	32.4
23:00	0	0	0	5	4	2	1	0	0	0	0	0	0	12	33.8
AM Total	0	3	19	360	367	66	25	5	0	0	0	0	0		
PM Total	0	0	26	508	615	103	27	2	0	0	0	0	0		
Total	0	3	45	868	982	169	52	7	0	0	0	0	0		
Percent	0.00%	0.14%	2.12%	40.83%	46.19%	7.95%	2.45%	0.33%	0.00%	0.00%	0.00%	0.00%	0.00%		

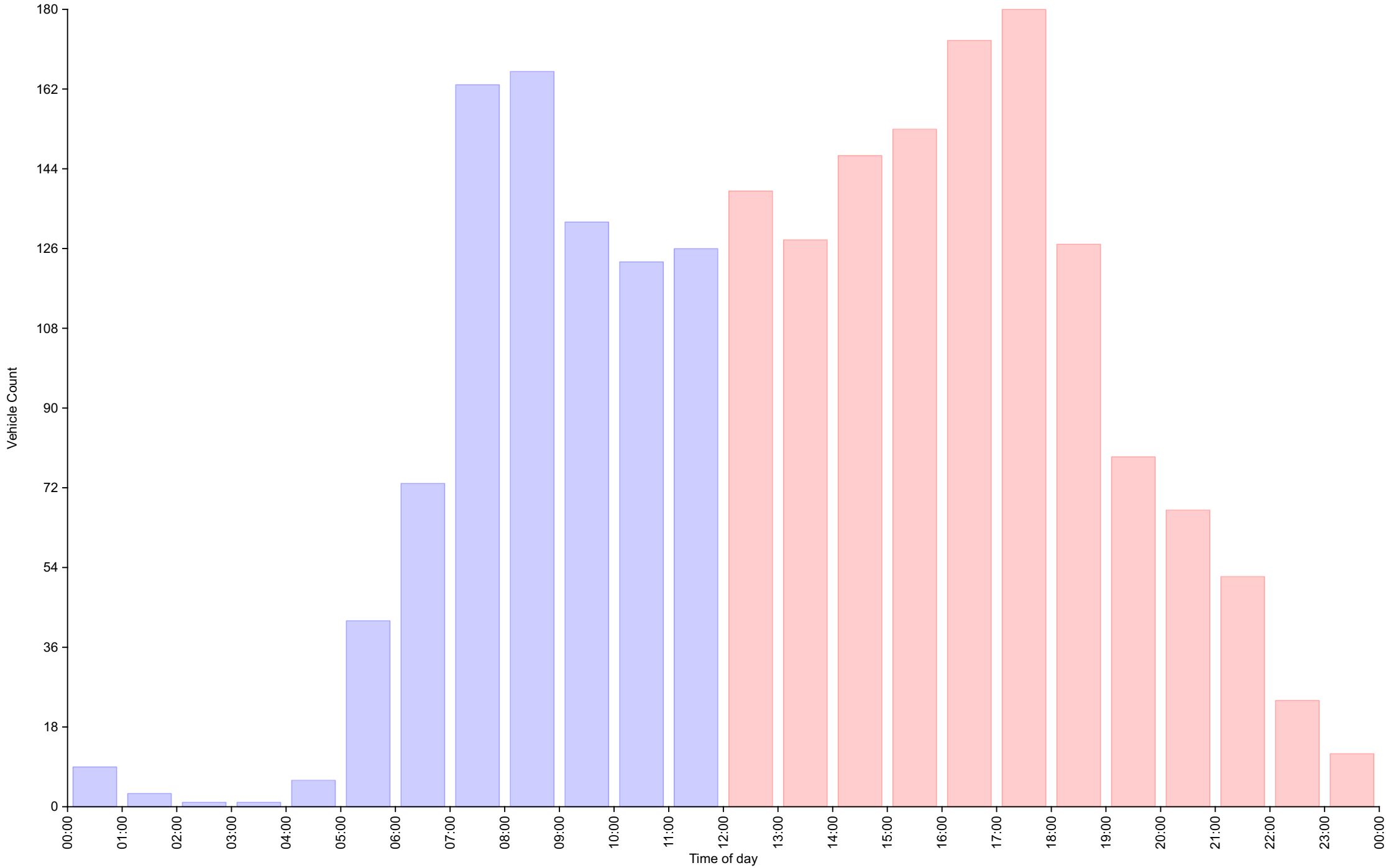
Time of day

Total Vehicles : 2126
 30th Percentile : 28.1 MPH
 50th Percentile : 29.5 MPH
 85th Percentile : 32.9 MPH
 95th Percentile : 37.1 MPH
 Average Speed : 30.4 MPH
 Highest Speed : 45.9 MPH
 Total Over Speed Limit : 56.9 % (1210 / 2126)

Vehicle Counts By Hour

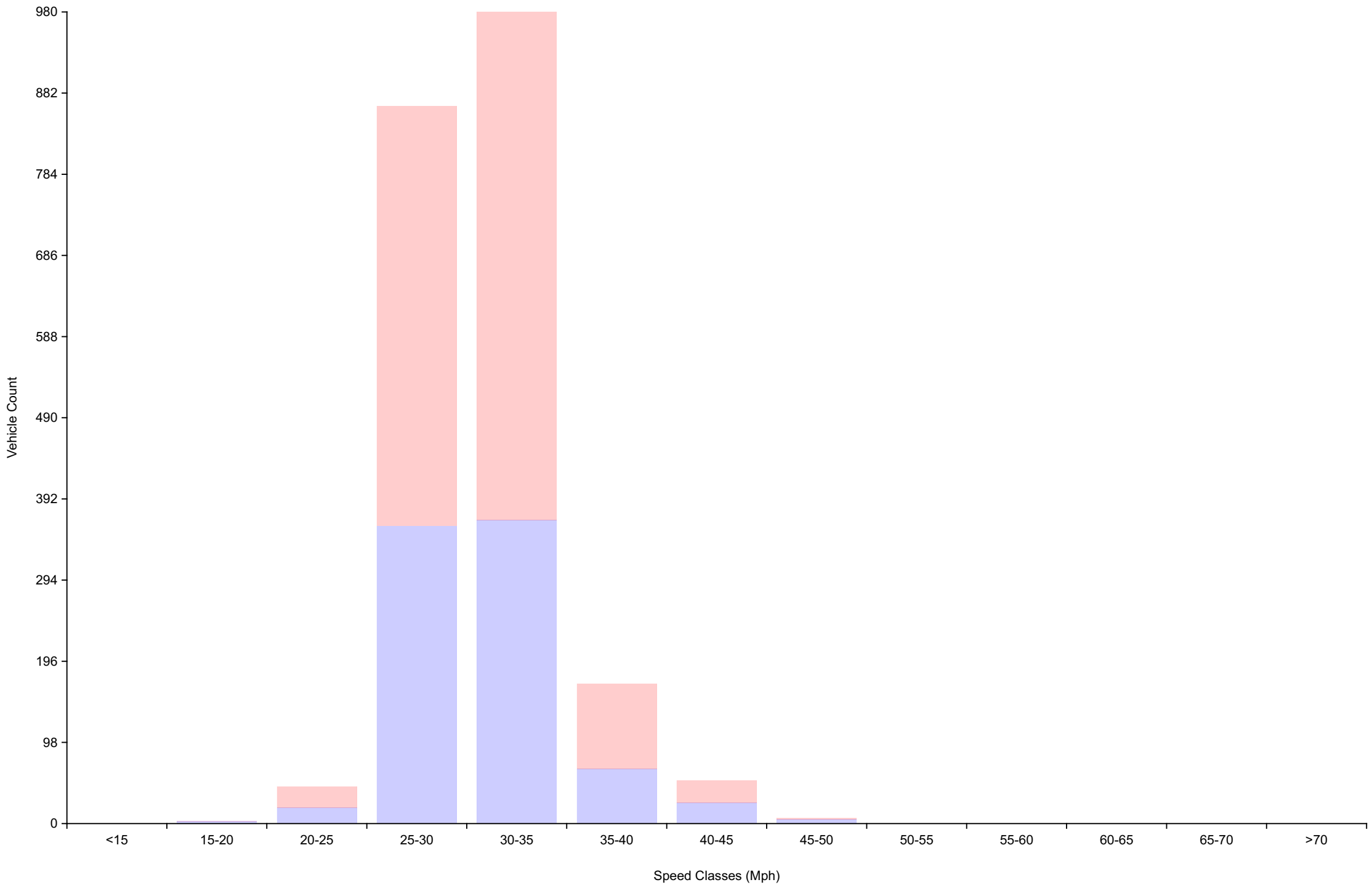
Daily Overview for Mon Apr 15 2024

(60 Minute Resolution)



Vehicle Counts By Speed Class

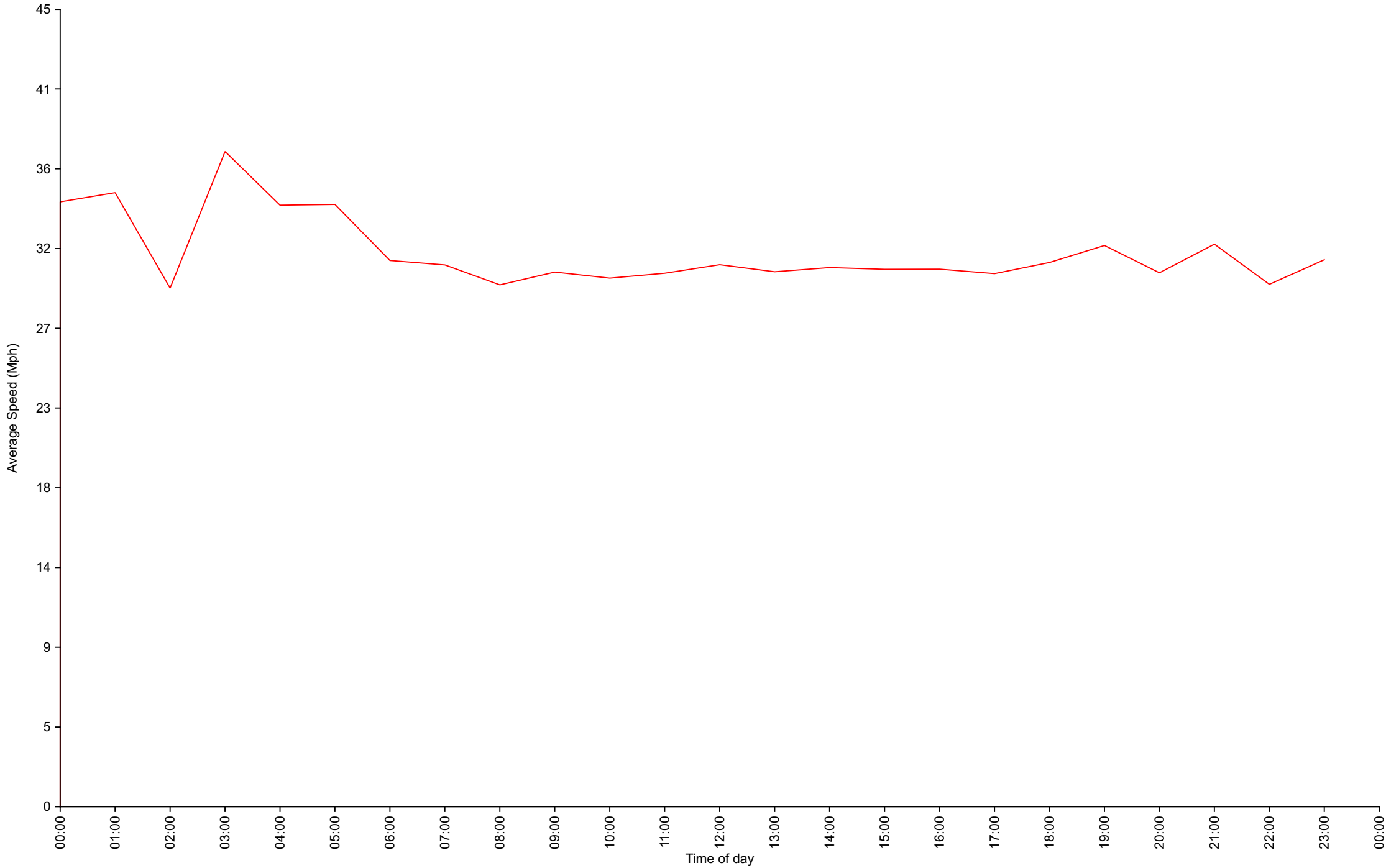
Daily Overview for Mon Apr 15 2024



Average Speed By Hour

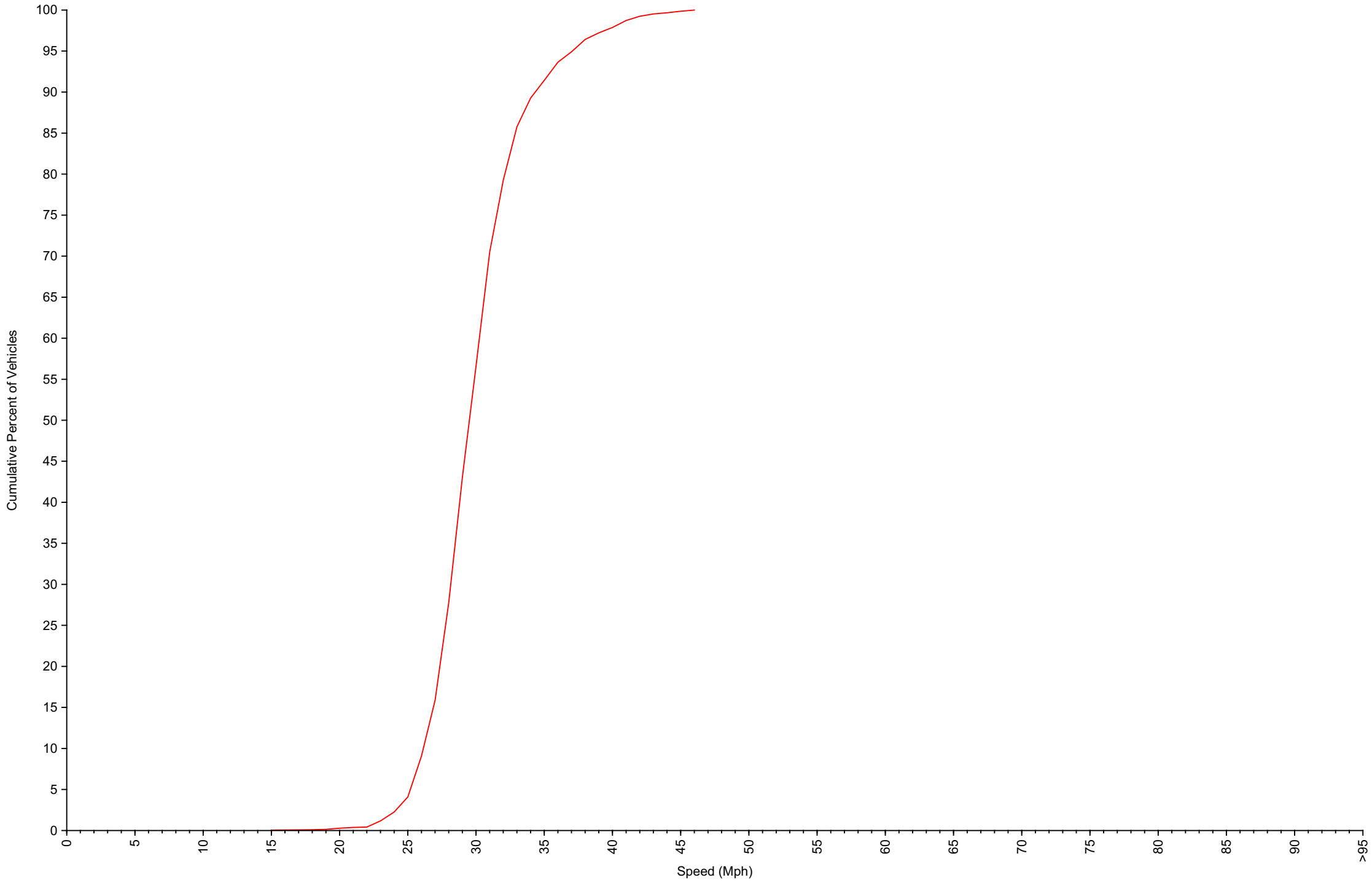
Daily Overview for Mon Apr 15 2024

(60 Minute Resolution)



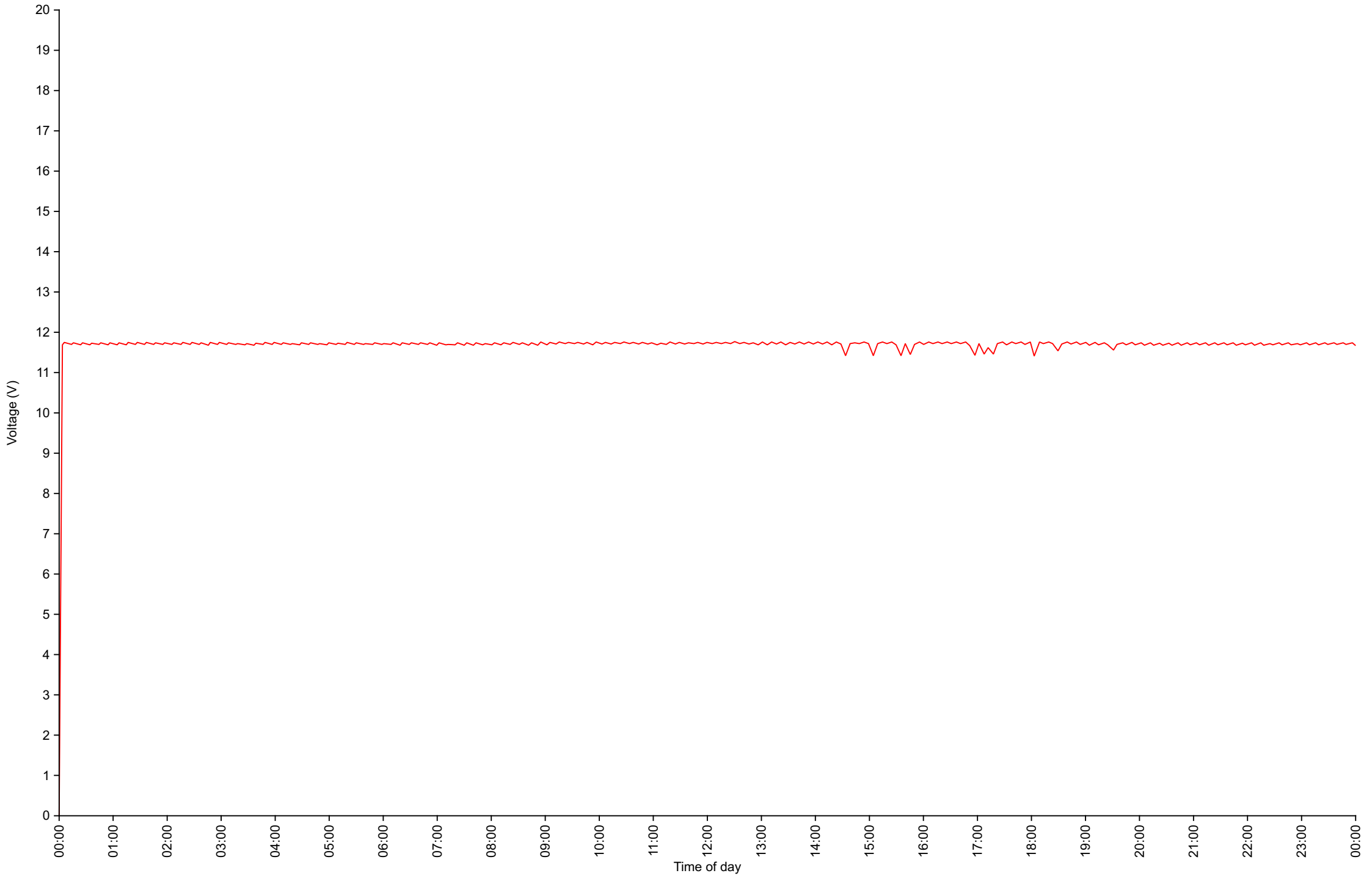
Cumulative Speed Distribution Curve

Daily Overview for Mon Apr 15 2024



Voltage

Daily Overview for Mon Apr 15 2024



Traffic Report - York Road

Daily Overview for Tue Apr 16 2024

Vehicle Speed Classes (Mph)

	<15	15 20	20 25	25 30	30 35	35 40	40 45	45 50	50 55	55 60	60 65	65 70	>70	Total	85th Percentile
00:00	0	0	0	1	5	1	2	0	0	0	0	0	0	9	39.6
01:00	0	0	0	0	0	1	0	0	0	0	0	0	0	1	35.0
02:00	0	0	0	1	2	0	0	0	0	0	0	0	0	3	30.6
03:00	0	1	0	0	0	0	1	0	1	0	0	0	0	3	48.5
04:00	0	0	0	2	0	1	0	0	0	0	0	0	0	3	33.5
05:00	0	0	0	8	11	14	5	1	1	0	0	0	0	40	39.5
06:00	0	0	2	19	23	14	2	0	0	0	0	0	0	60	35.8
07:00	2	0	3	61	91	13	4	1	0	0	0	0	0	175	33.0
08:00	0	1	3	83	71	13	1	0	0	0	0	0	0	172	32.6
09:00	0	0	2	45	56	8	2	0	0	0	0	0	0	113	32.5
10:00	0	0	1	54	50	9	3	0	0	0	0	0	0	117	32.7
11:00	0	0	3	52	53	14	2	0	0	0	0	0	0	124	33.6
12:00	0	1	2	54	60	7	1	0	0	0	0	0	0	125	32.4
13:00	1	0	4	49	63	15	3	0	0	0	0	0	0	135	33.7
14:00	0	0	5	57	66	16	2	0	0	0	0	0	0	146	33.6
15:00	0	1	6	58	48	18	4	0	0	0	0	0	0	135	34.4
16:00	0	0	3	40	72	17	3	0	1	0	0	0	0	136	34.1
17:00	0	0	2	53	82	12	3	0	0	0	0	0	0	152	32.8
18:00	0	1	5	50	64	20	2	1	0	0	0	0	0	143	34.3
19:00	0	0	3	43	57	13	3	2	0	0	0	0	0	121	34.0
20:00	0	0	0	26	40	11	1	0	1	0	0	0	0	79	34.2
21:00	0	0	1	17	22	5	2	0	1	0	0	0	0	48	34.4
22:00	0	0	0	10	15	7	3	0	0	0	0	0	0	35	37.9
23:00	0	0	2	4	5	1	0	0	0	0	0	0	0	12	32.2
AM Total	2	2	14	326	362	88	22	2	2	0	0	0	0		
PM Total	1	3	33	461	594	142	27	3	3	0	0	0	0		
Total	3	5	47	787	956	230	49	5	5	0	0	0	0		
Percent	0.14%	0.24%	2.25%	37.71%	45.81%	11.02%	2.35%	0.24%	0.24%	0.00%	0.00%	0.00%	0.00%		

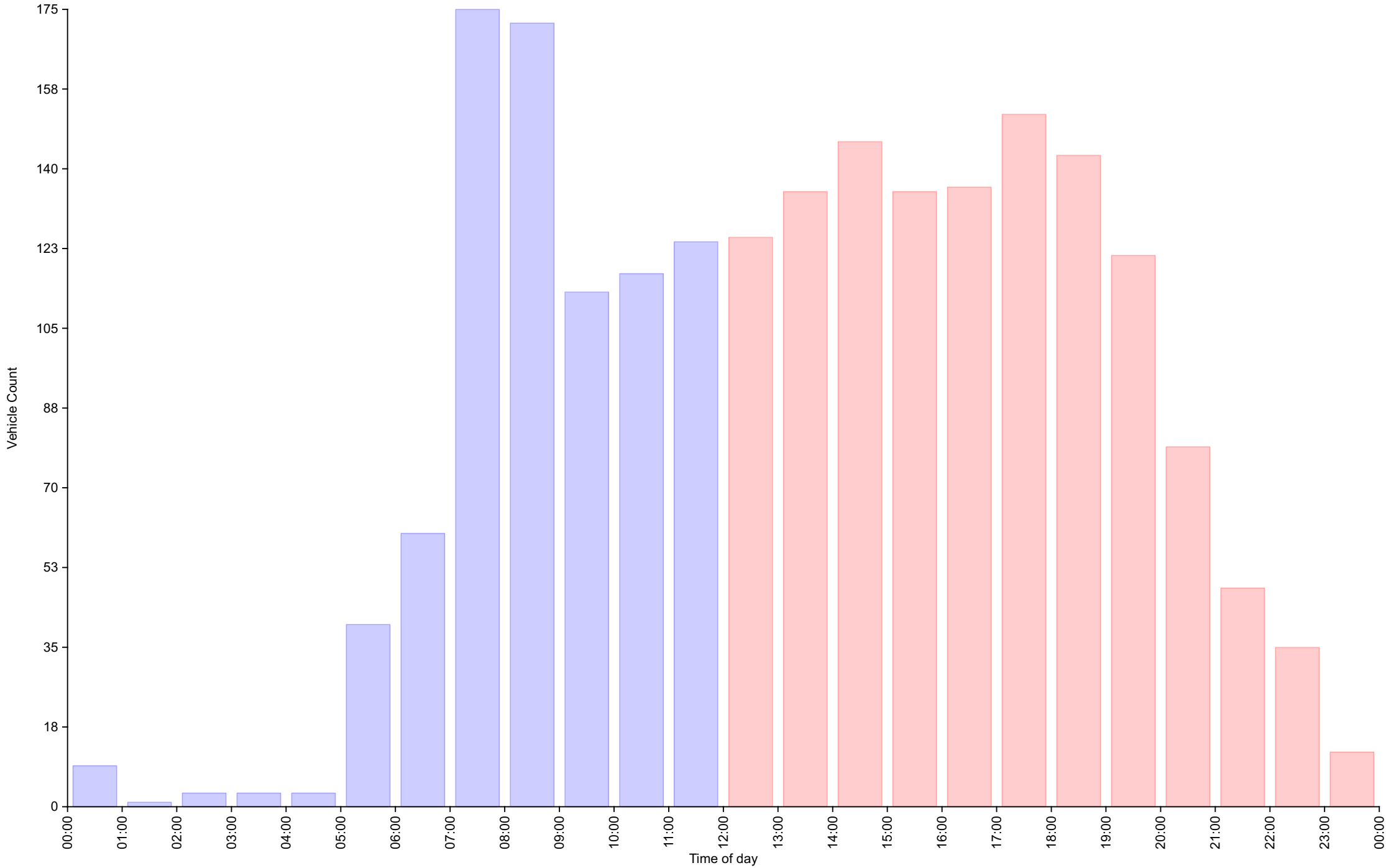
Time of day

Total Vehicles : 2087
 30th Percentile : 28.3 MPH
 50th Percentile : 29.7 MPH
 85th Percentile : 33.8 MPH
 95th Percentile : 37.6 MPH
 Average Speed : 30.7 MPH
 Highest Speed : 53.3 MPH
 Total Over Speed Limit : 59.7 % (1245 / 2087)

Vehicle Counts By Hour

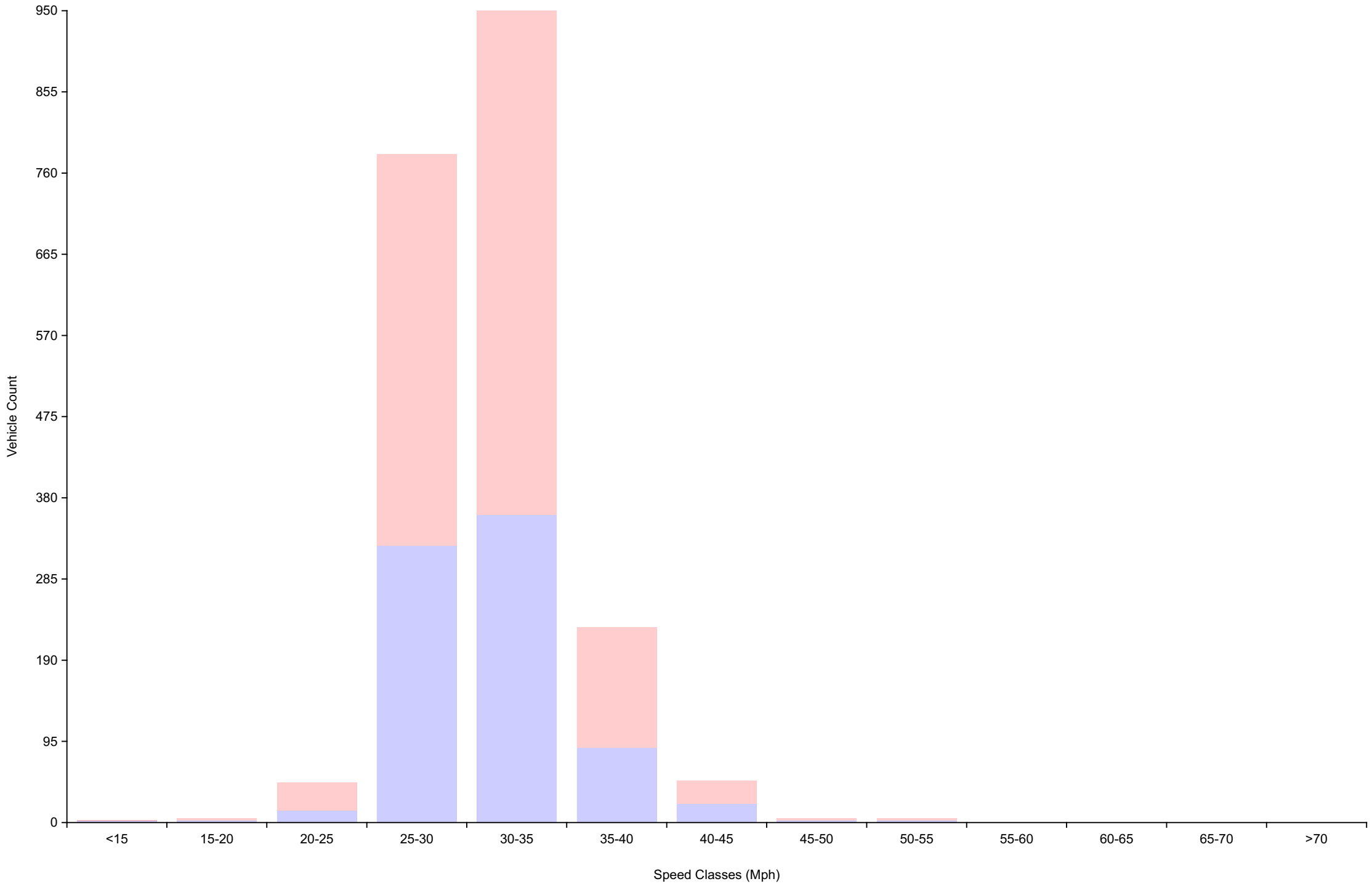
Daily Overview for Tue Apr 16 2024

(60 Minute Resolution)



Vehicle Counts By Speed Class

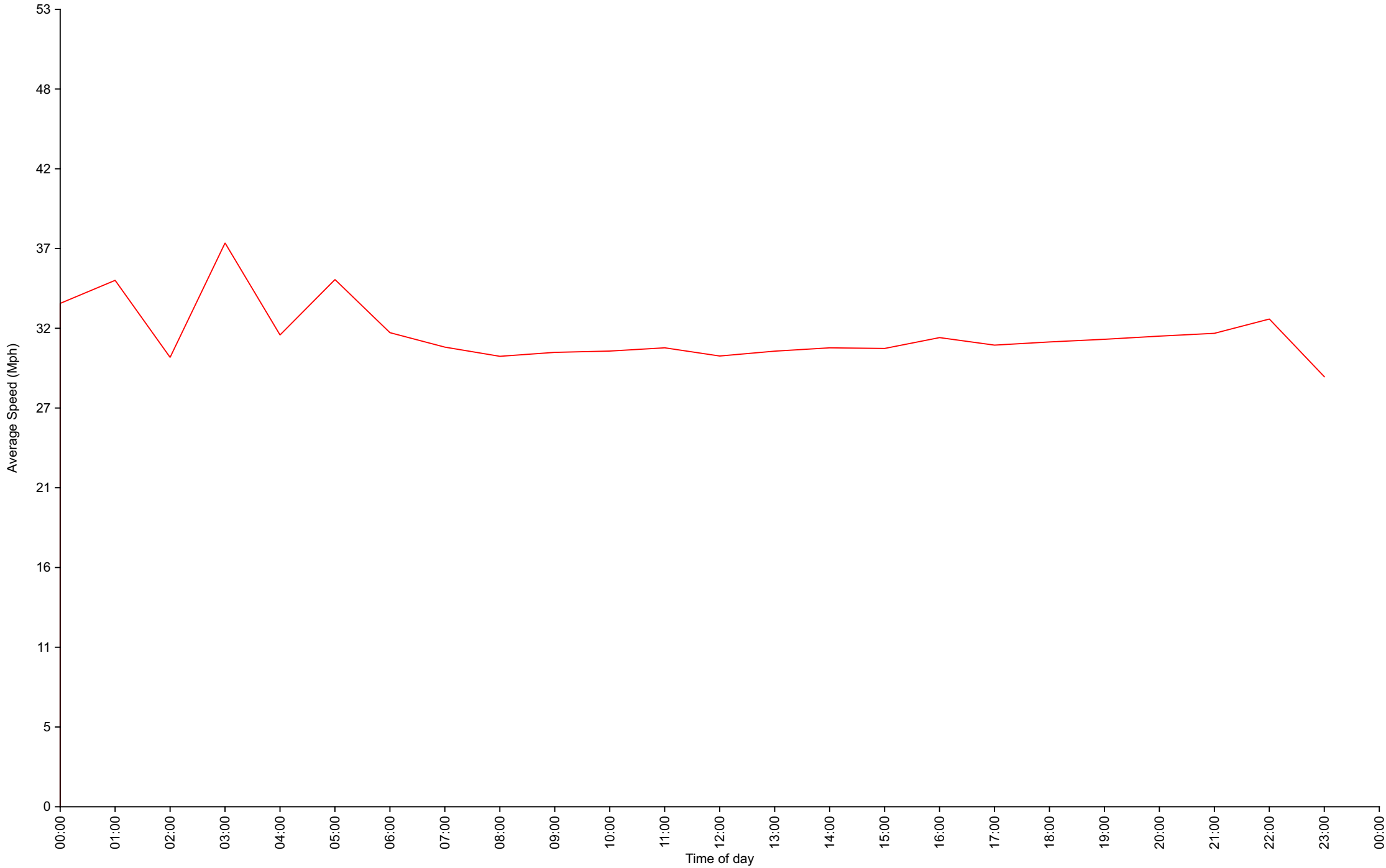
Daily Overview for Tue Apr 16 2024



Average Speed By Hour

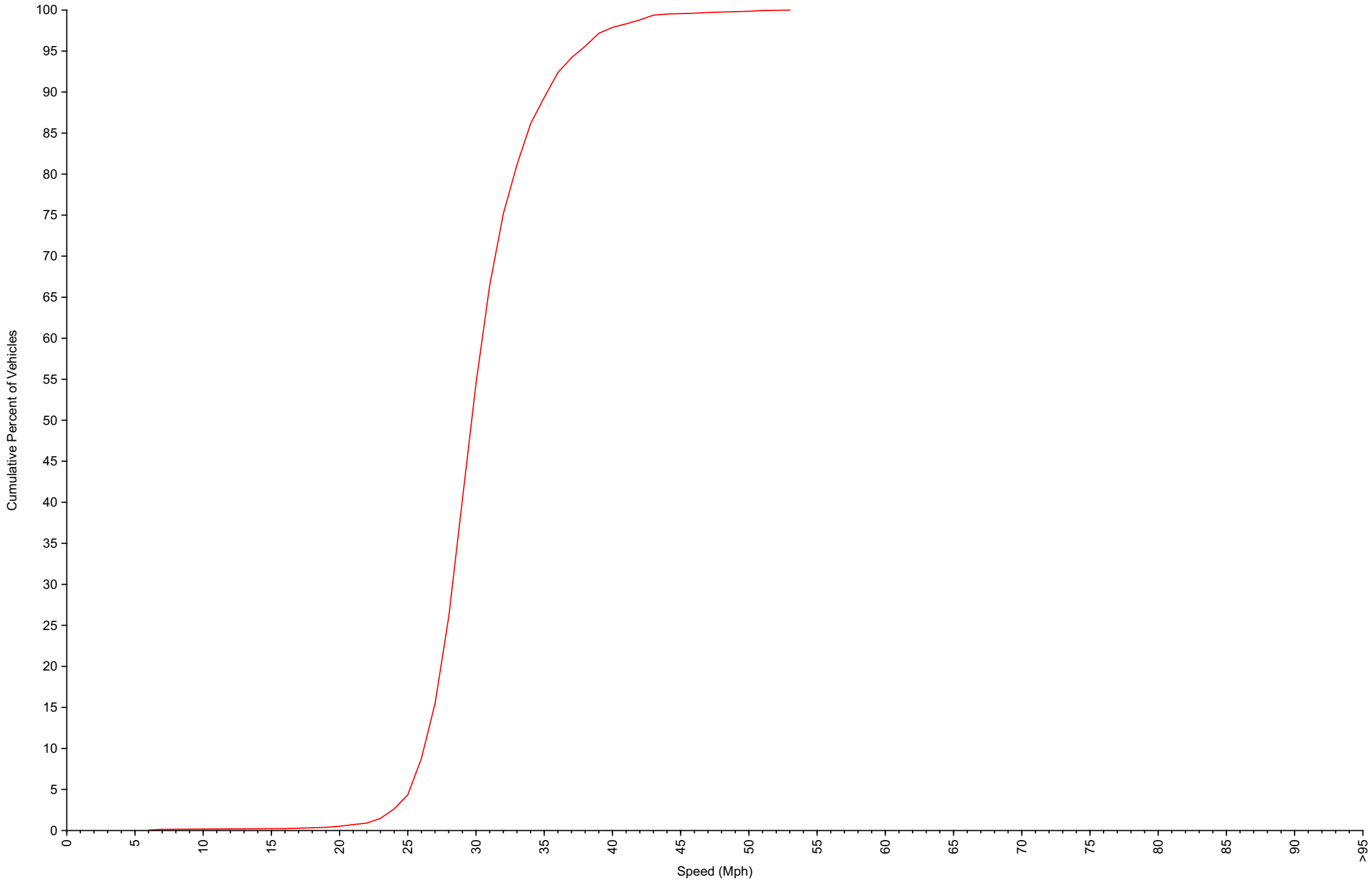
Daily Overview for Tue Apr 16 2024

(60 Minute Resolution)



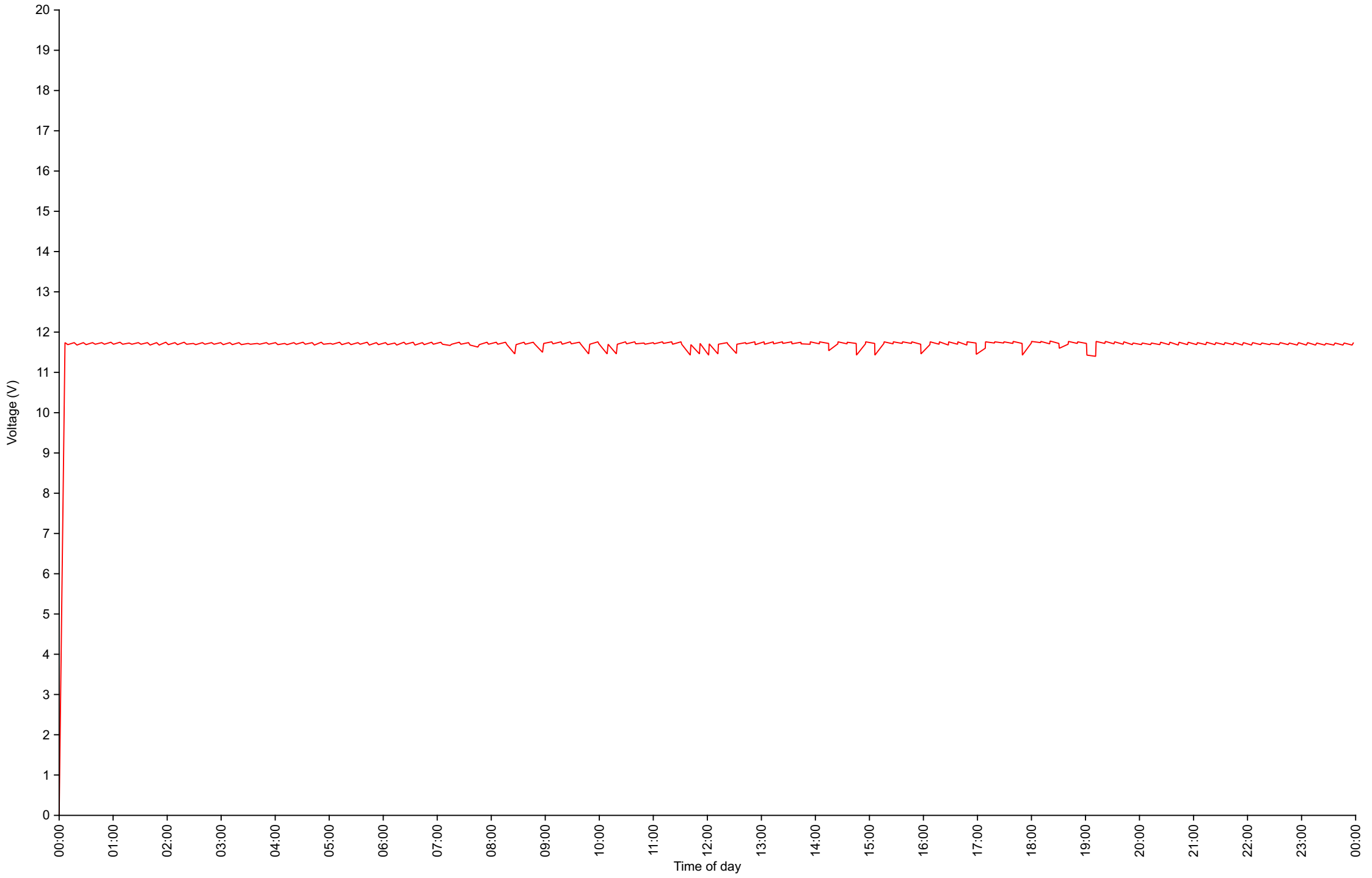
Cumulative Speed Distribution Curve

Daily Overview for Tue Apr 16 2024



Voltage

Daily Overview for Tue Apr 16 2024



Traffic Report - York Road

Daily Overview for Wed Apr 17 2024

Vehicle Speed Classes (Mph)

	<15	15 20	20 25	25 30	30 35	35 40	40 45	45 50	50 55	55 60	60 65	65 70	>70	Total	85th Percentile
00:00	0	0	0	1	2	1	3	1	0	0	0	0	0	8	42.6
01:00	0	0	1	0	4	0	1	0	0	0	0	0	0	6	34.8
02:00	0	0	0	0	1	0	0	0	0	0	0	0	0	1	33.9
03:00	0	0	0	0	1	1	0	0	0	0	0	0	0	2	36.2
04:00	0	0	0	1	4	0	1	0	0	0	0	0	0	6	34.0
05:00	0	0	2	14	10	10	6	0	0	0	0	0	0	42	38.7
06:00	0	0	0	20	37	12	3	2	0	0	0	0	0	74	35.9
07:00	0	0	0	54	93	18	6	0	0	0	0	0	0	171	33.8
08:00	0	1	0	58	78	14	4	0	0	0	0	0	0	155	33.0
09:00	0	2	2	47	60	11	0	0	0	0	0	0	0	122	32.6
10:00	0	0	6	46	56	15	5	0	0	0	0	0	0	128	33.8
11:00	0	1	7	63	60	8	2	0	0	0	0	0	0	141	31.9
12:00	1	0	4	45	76	12	2	0	0	0	0	0	0	140	32.7
13:00	3	1	6	50	49	16	1	0	0	0	0	0	0	126	33.7
14:00	1	0	2	50	60	14	1	1	0	0	0	0	0	129	33.4
15:00	0	0	6	69	71	15	2	0	0	0	0	0	0	163	32.6
16:00	0	0	2	75	63	18	3	0	0	0	0	0	0	161	33.5
17:00	0	0	1	59	77	18	4	1	0	0	0	0	0	160	33.9
18:00	0	0	3	39	67	14	5	1	0	0	0	0	0	129	34.2
19:00	0	0	1	32	48	12	5	0	0	0	0	0	0	98	34.8
20:00	0	0	3	31	28	9	1	0	0	0	0	0	0	72	33.2
21:00	0	0	1	18	15	8	1	2	0	0	0	0	0	45	36.1
22:00	0	0	3	4	23	3	1	0	0	0	0	0	0	34	33.4
23:00	0	0	0	8	6	5	2	1	0	0	0	0	0	22	38.7
AM Total	0	4	18	304	406	90	31	3	0	0	0	0	0		
PM Total	5	1	32	480	583	144	28	6	0	0	0	0	0		
Total	5	5	50	784	989	234	59	9	0	0	0	0	0		
Percent	0.23%	0.23%	2.34%	36.72%	46.32%	10.96%	2.76%	0.42%	0.00%	0.00%	0.00%	0.00%	0.00%		

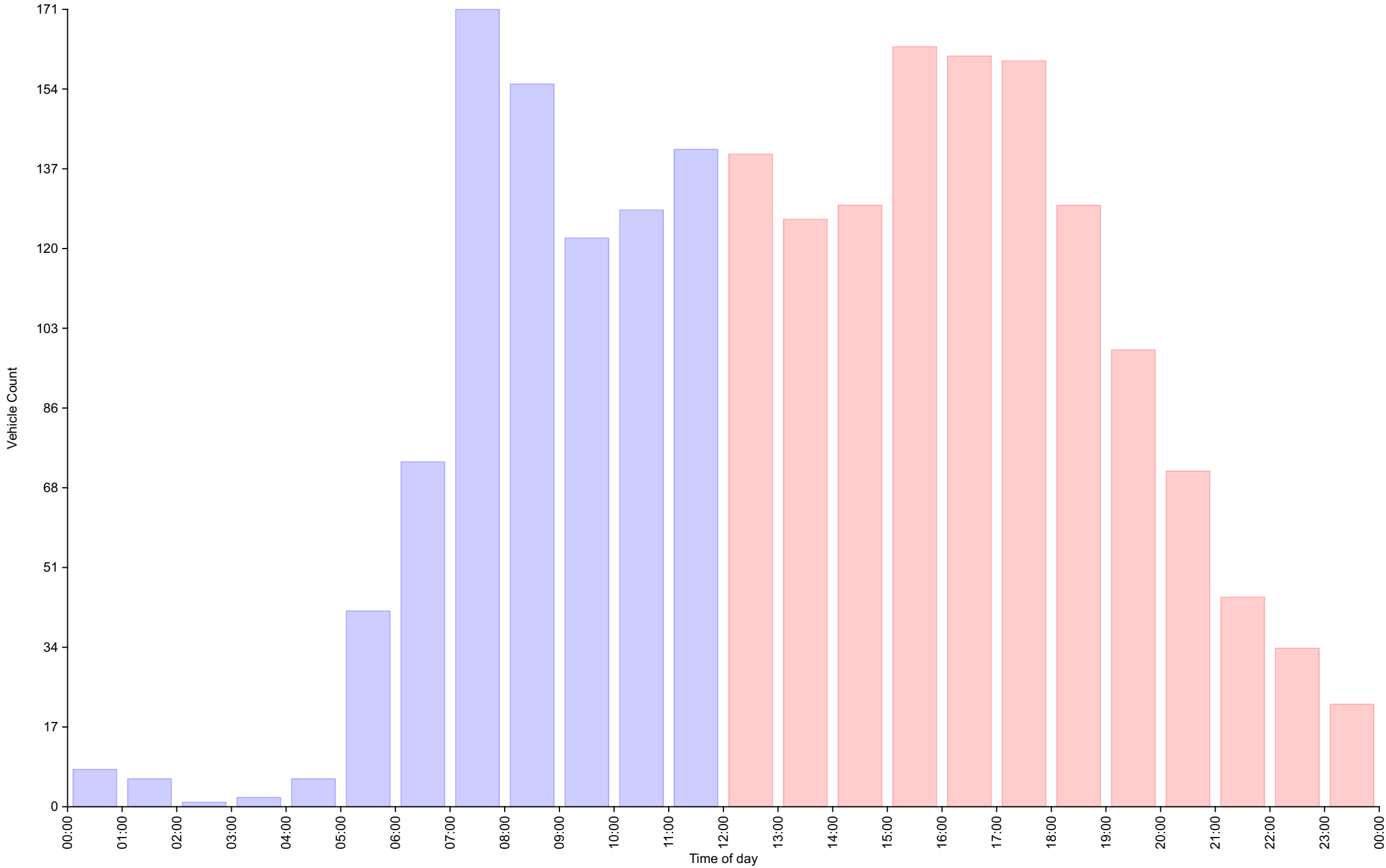
Time of day

Total Vehicles : 2135
 30th Percentile : 28.3 MPH
 50th Percentile : 29.8 MPH
 85th Percentile : 33.8 MPH
 95th Percentile : 37.5 MPH
 Average Speed : 30.7 MPH
 Highest Speed : 49.1 MPH
 Total Over Speed Limit : 60.5 % (1291 / 2135)

Vehicle Counts By Hour

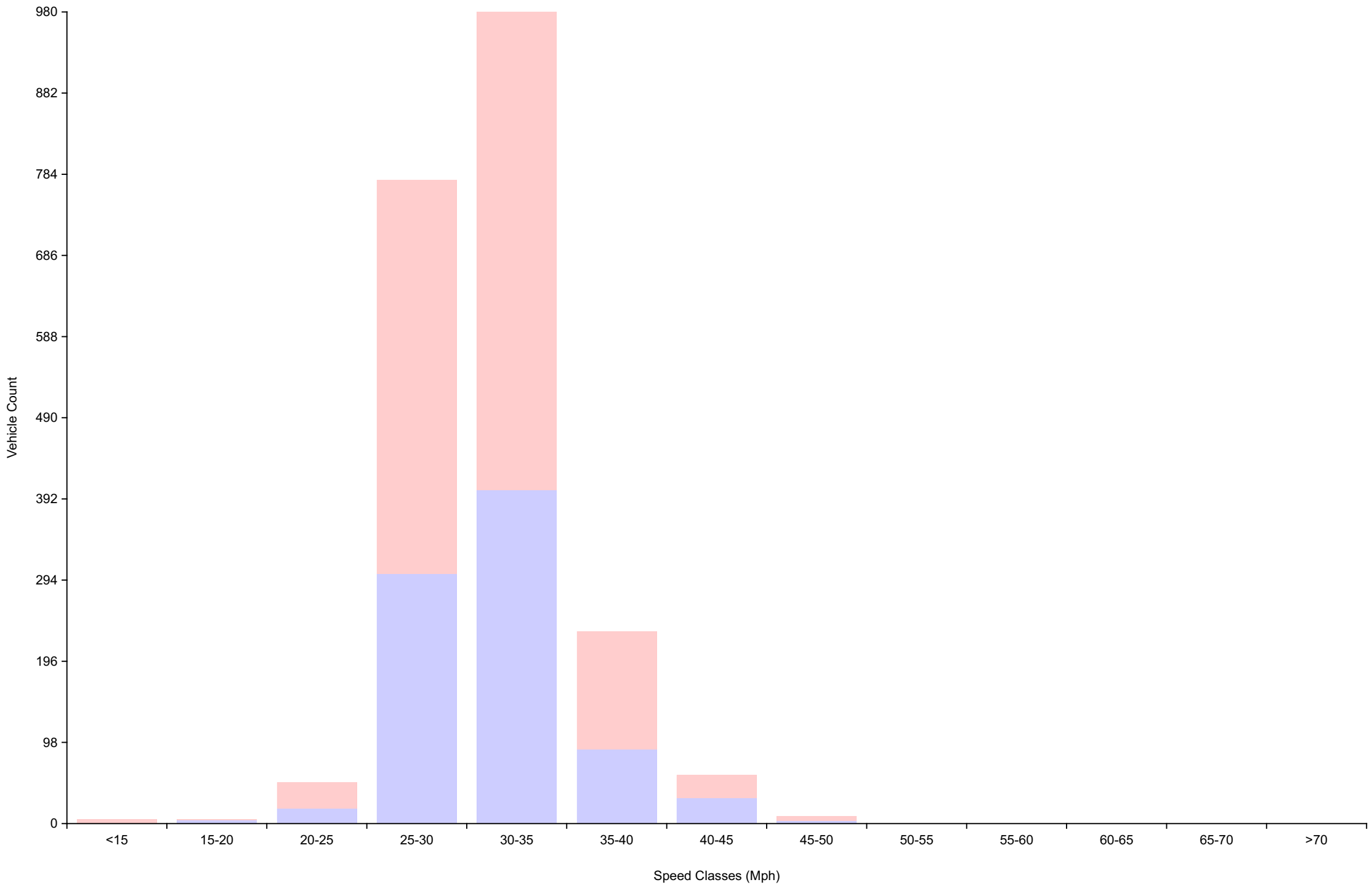
Daily Overview for Wed Apr 17 2024

(60 Minute Resolution)



Vehicle Counts By Speed Class

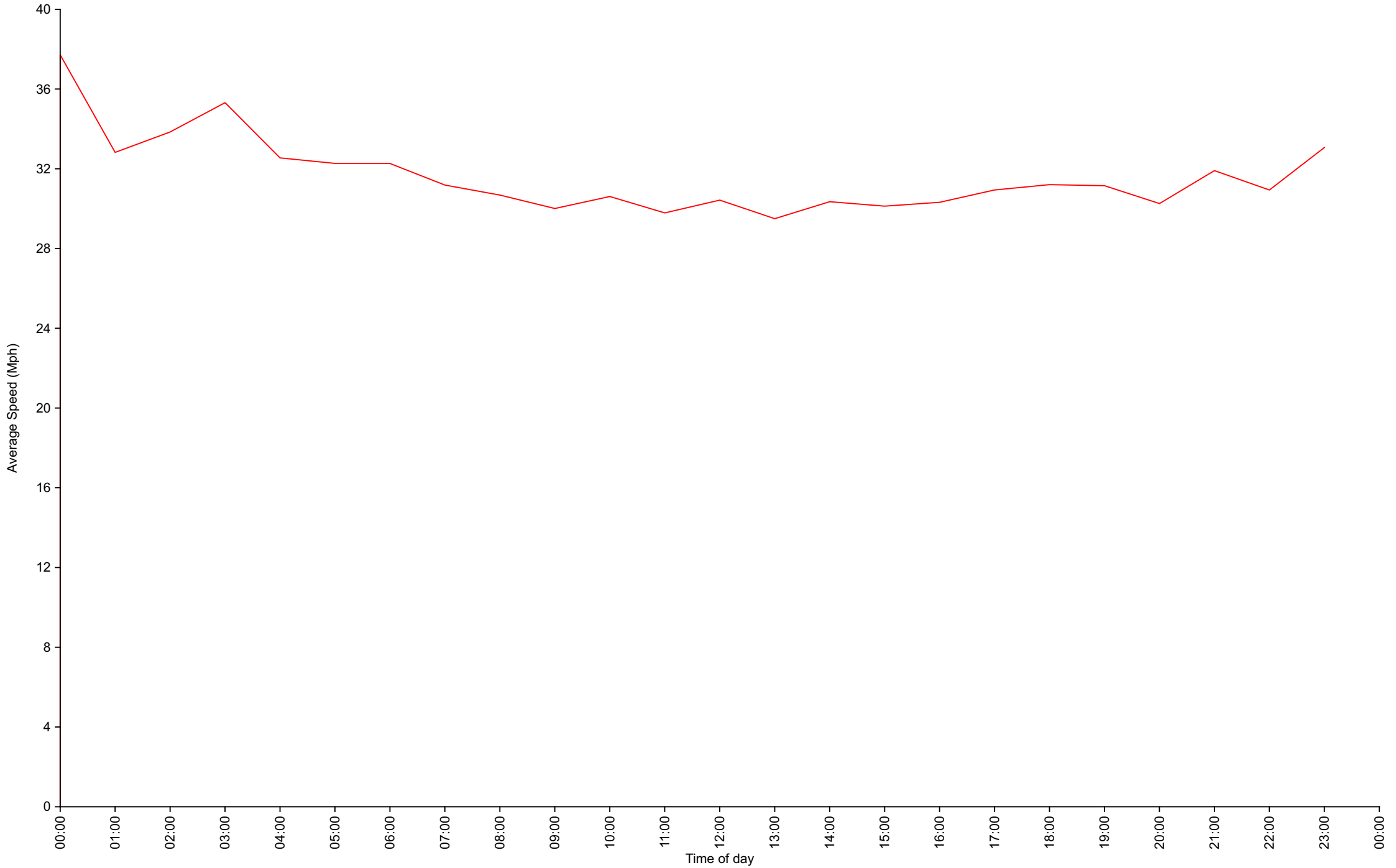
Daily Overview for Wed Apr 17 2024



Average Speed By Hour

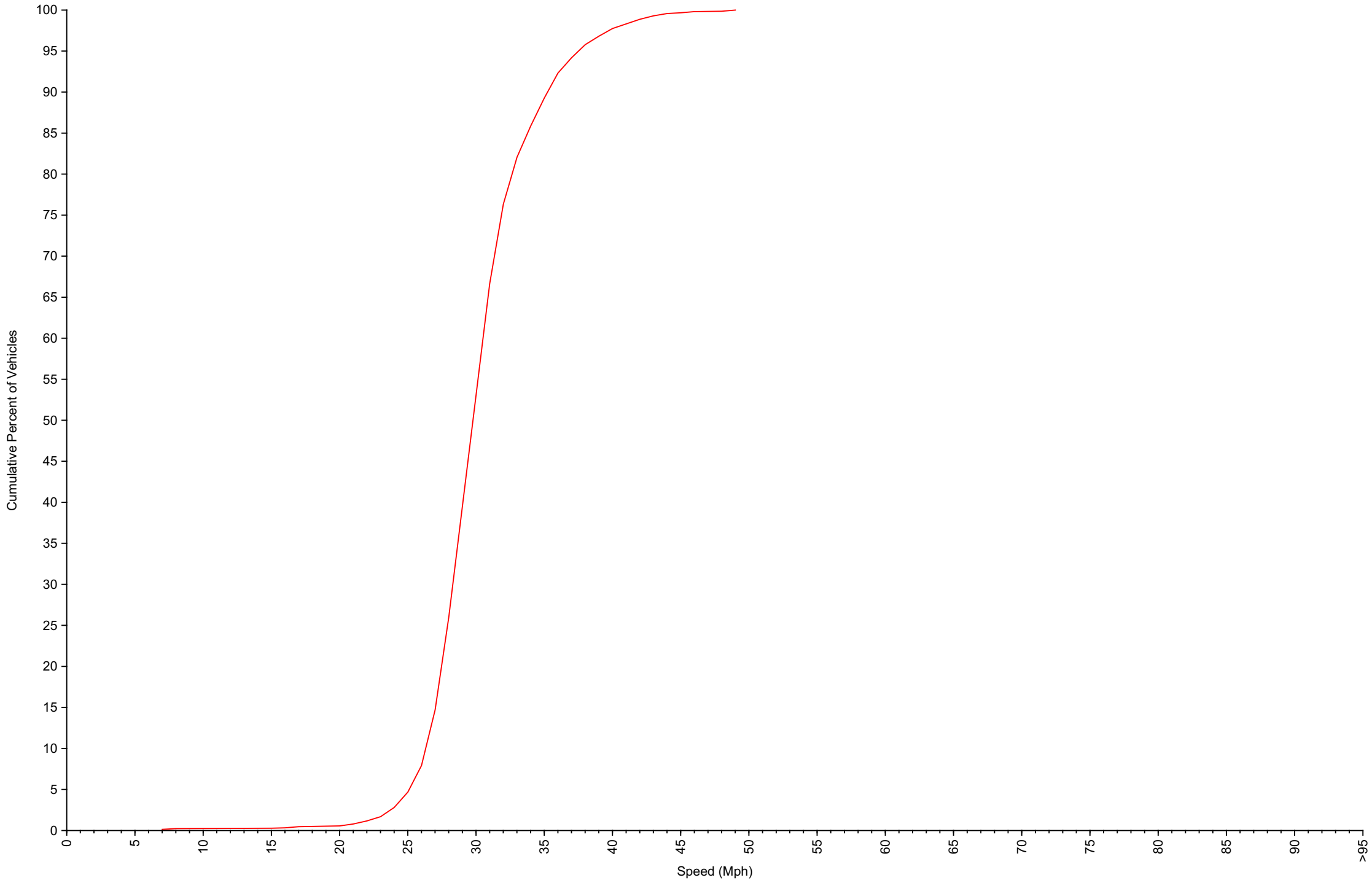
Daily Overview for Wed Apr 17 2024

(60 Minute Resolution)



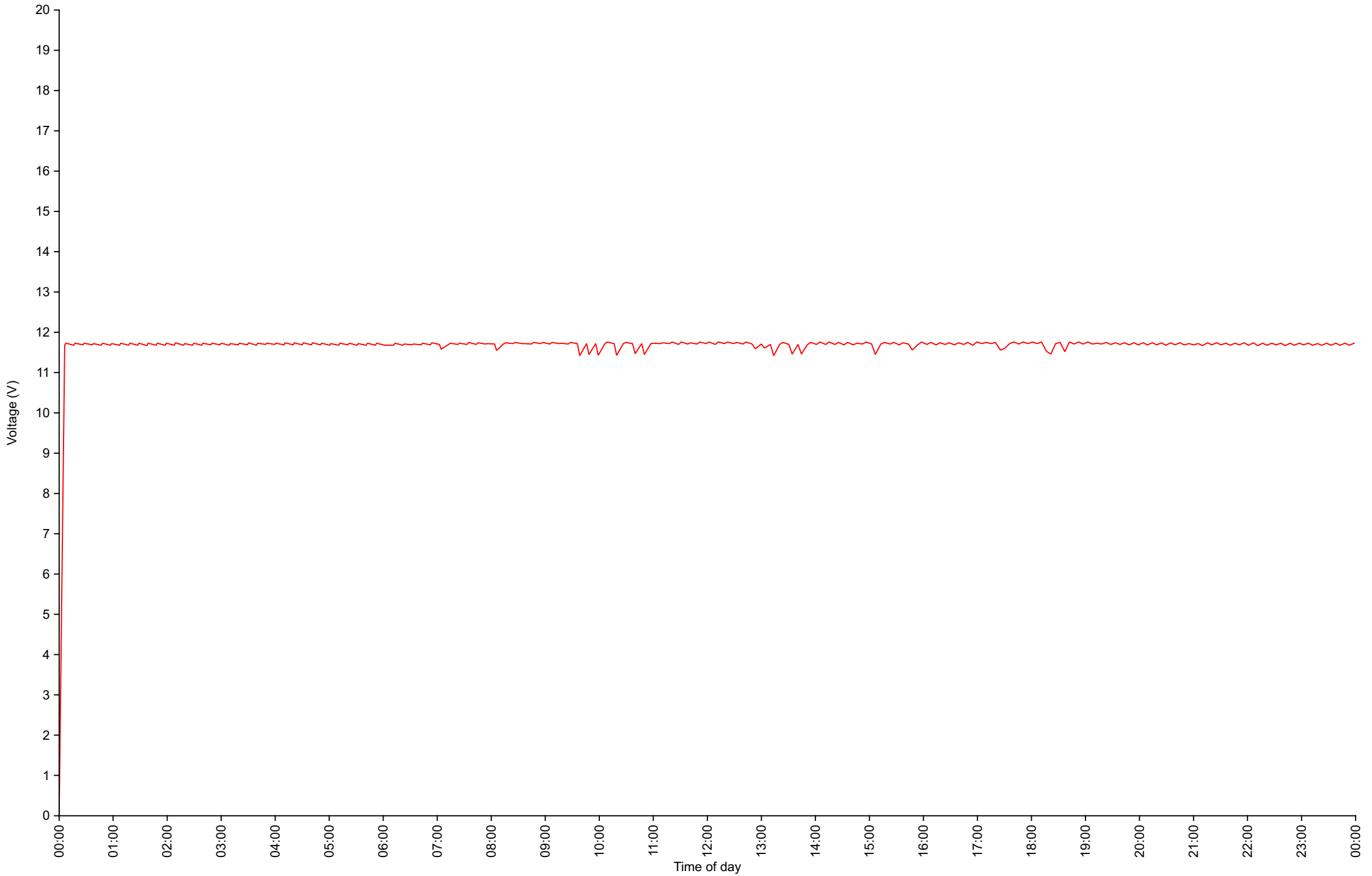
Cumulative Speed Distribution Curve

Daily Overview for Wed Apr 17 2024



Voltage

Daily Overview for Wed Apr 17 2024



Traffic Report - York Road

Daily Overview for Thu Apr 18 2024

Vehicle Speed Classes (Mph)

	<15	15 20	20 25	25 30	30 35	35 40	40 45	45 50	50 55	55 60	60 65	65 70	>70	Total	85th Percentile
00:00	0	0	0	3	7	1	1	0	0	0	0	0	0	12	33.6
01:00	0	2	0	0	0	1	0	0	0	0	0	0	0	3	28.5
02:00	0	0	0	2	2	1	0	0	0	0	0	0	0	5	31.5
03:00	0	0	0	0	1	0	0	1	0	0	0	0	0	2	42.2
04:00	0	0	0	0	1	2	0	0	0	0	0	0	0	3	35.5
05:00	0	0	2	9	17	8	7	1	0	0	0	0	0	44	38.6
06:00	0	0	0	23	40	14	3	0	0	0	0	0	0	80	35.0
07:00	0	1	0	64	84	16	5	0	0	0	0	0	0	170	32.9
08:00	0	0	1	88	70	13	4	1	0	0	0	0	0	177	32.4
09:00	0	0	4	49	60	8	0	0	0	0	0	0	0	121	32.1
10:00	0	1	5	35	51	13	4	0	0	0	0	0	0	109	34.2
11:00	2	2	6	57	61	19	5	0	0	0	0	0	0	152	34.1
12:00	1	1	3	51	75	9	3	0	0	0	0	0	0	143	33.0
13:00	0	0	1	45	69	14	1	1	0	0	0	0	0	131	32.9
14:00	0	2	1	61	60	13	7	1	0	0	0	0	0	145	33.9
15:00	0	0	3	57	73	11	3	0	0	0	0	0	0	147	32.8
16:00	0	0	1	81	65	9	2	0	0	0	0	0	0	158	31.6
17:00	0	0	7	61	82	15	1	0	0	0	0	0	0	166	32.5
18:00	0	0	3	49	56	15	1	0	0	0	0	0	0	124	33.5
19:00	0	0	1	53	42	11	3	1	0	0	0	0	0	111	33.6
20:00	0	0	3	19	27	4	1	0	0	0	0	0	0	54	33.4
21:00	0	0	0	22	19	5	0	0	0	0	0	0	0	46	32.5
22:00	0	0	0	14	13	6	0	0	0	0	0	0	0	33	35.0
23:00	0	0	0	7	9	3	0	0	0	0	0	0	0	19	34.1
AM Total	2	6	18	330	394	96	29	3	0	0	0	0	0		
PM Total	1	3	23	520	590	115	22	3	0	0	0	0	0		
Total	3	9	41	850	984	211	51	6	0	0	0	0	0		
Percent	0.14%	0.42%	1.90%	39.44%	45.66%	9.79%	2.37%	0.28%	0.00%	0.00%	0.00%	0.00%	0.00%		

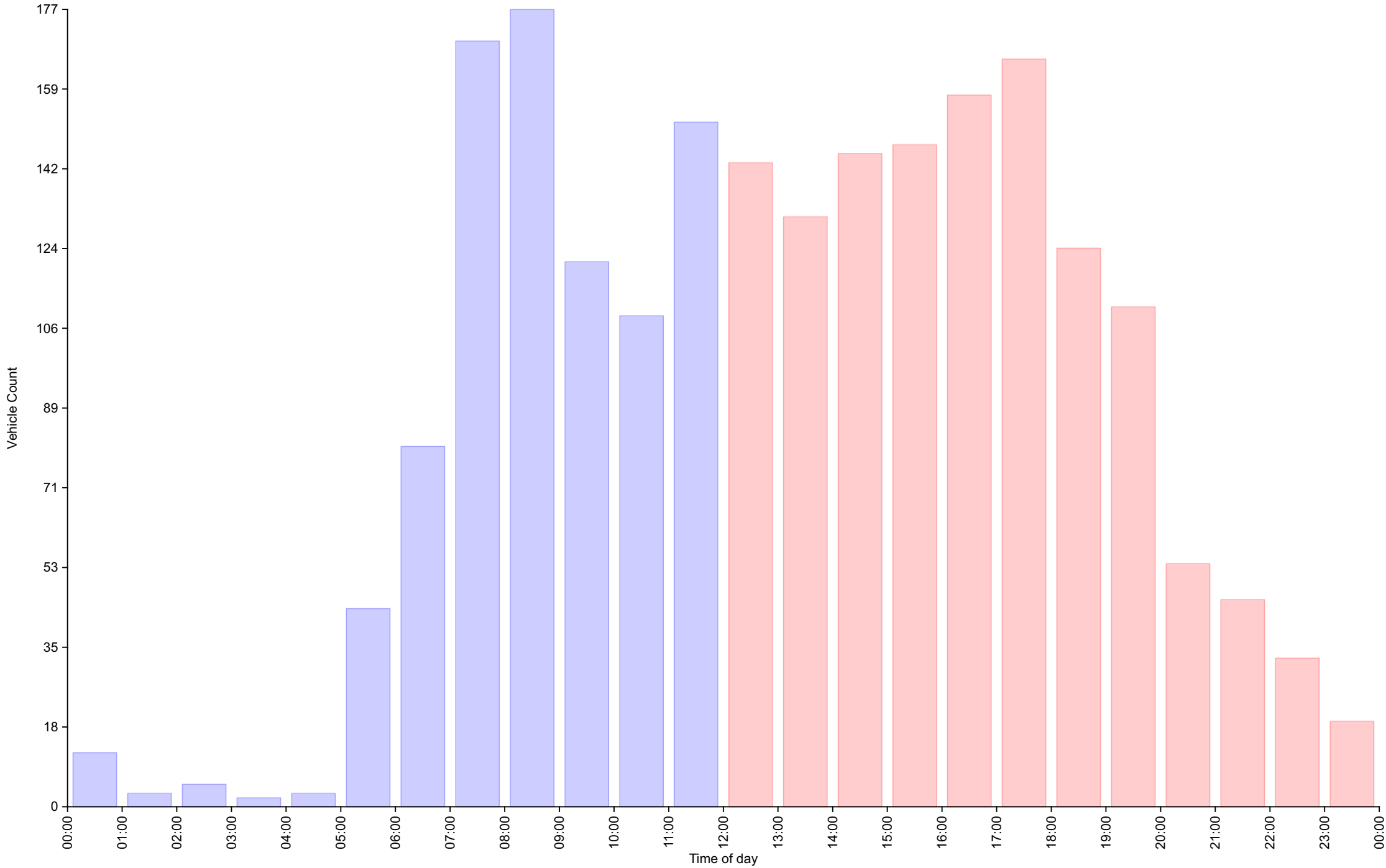
Time of day

Total Vehicles : 2155
 30th Percentile : 28.2 MPH
 50th Percentile : 29.6 MPH
 85th Percentile : 33.4 MPH
 95th Percentile : 37.2 MPH
 Average Speed : 30.5 MPH
 Highest Speed : 47.1 MPH
 Total Over Speed Limit : 58.1 % (1252 / 2155)

Vehicle Counts By Hour

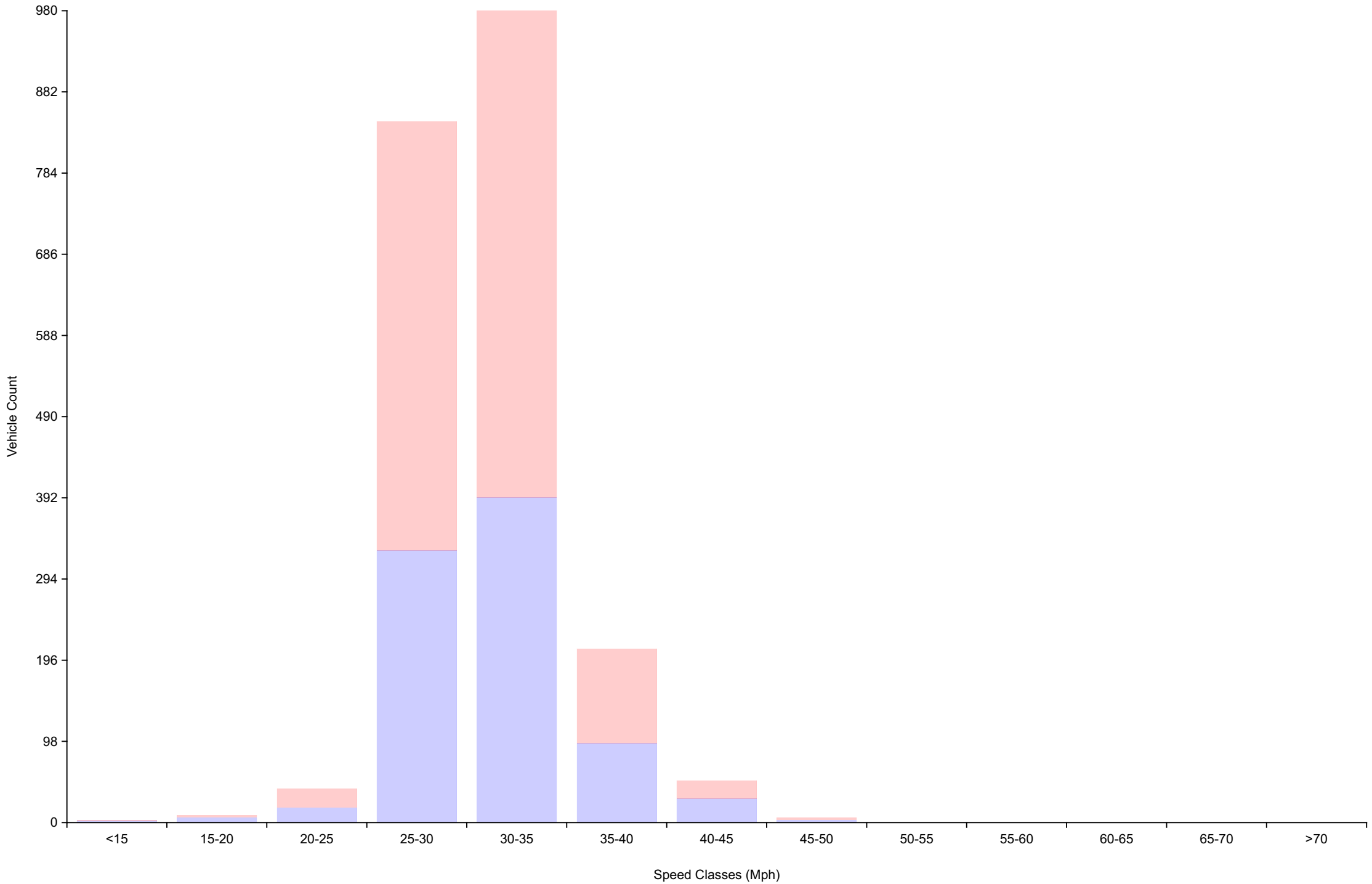
Daily Overview for Thu Apr 18 2024

(60 Minute Resolution)



Vehicle Counts By Speed Class

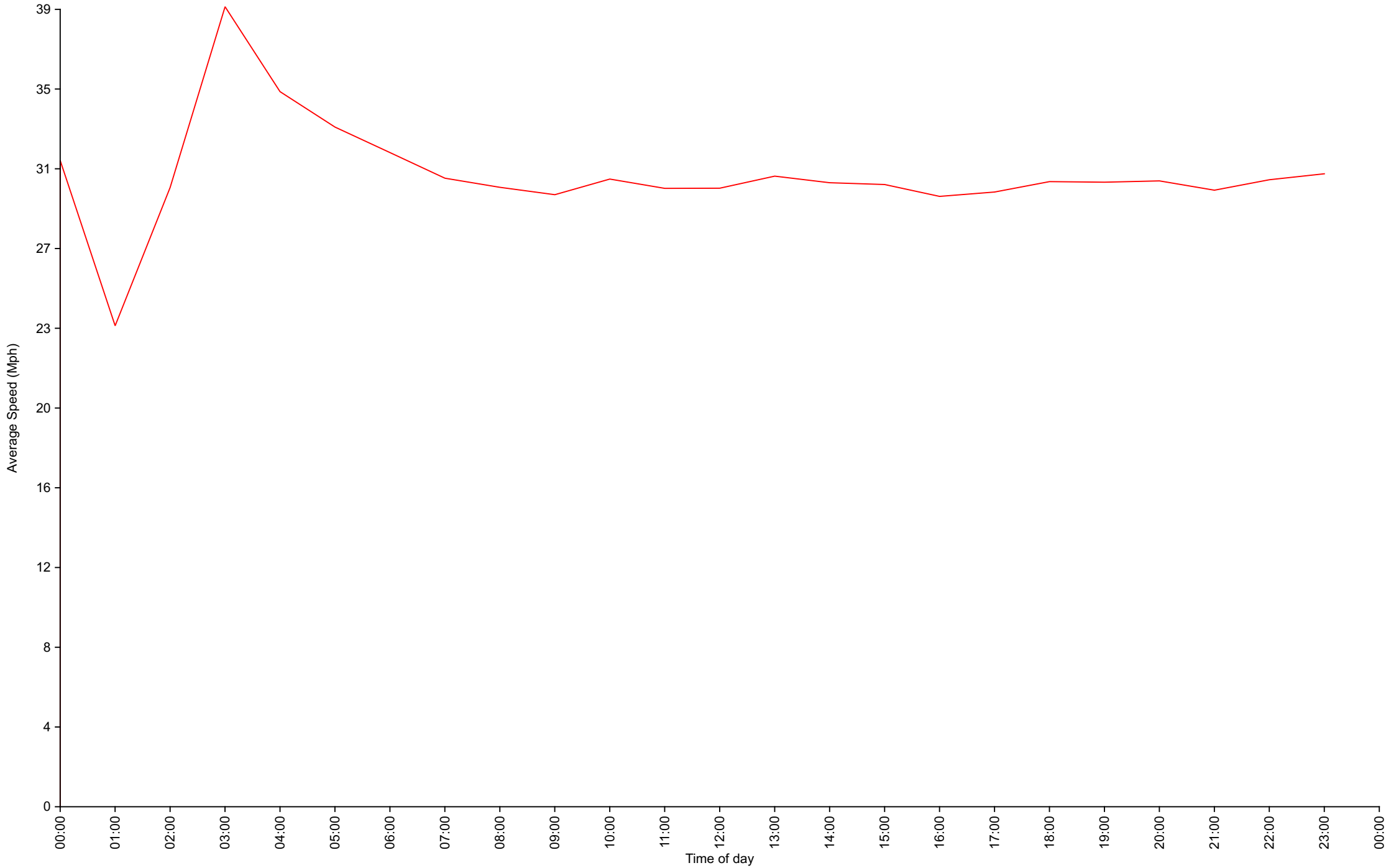
Daily Overview for Thu Apr 18 2024



Average Speed By Hour

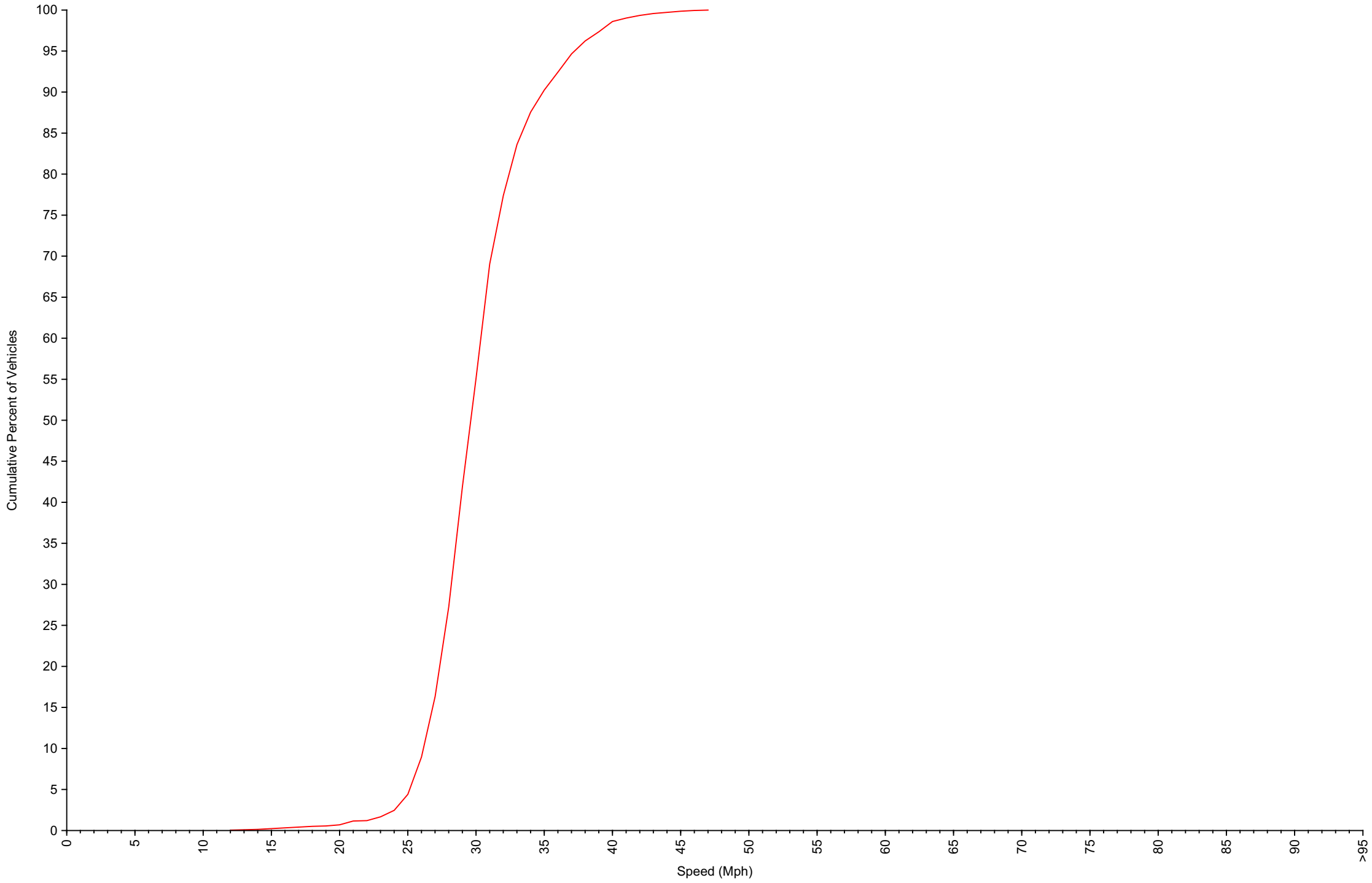
Daily Overview for Thu Apr 18 2024

(60 Minute Resolution)



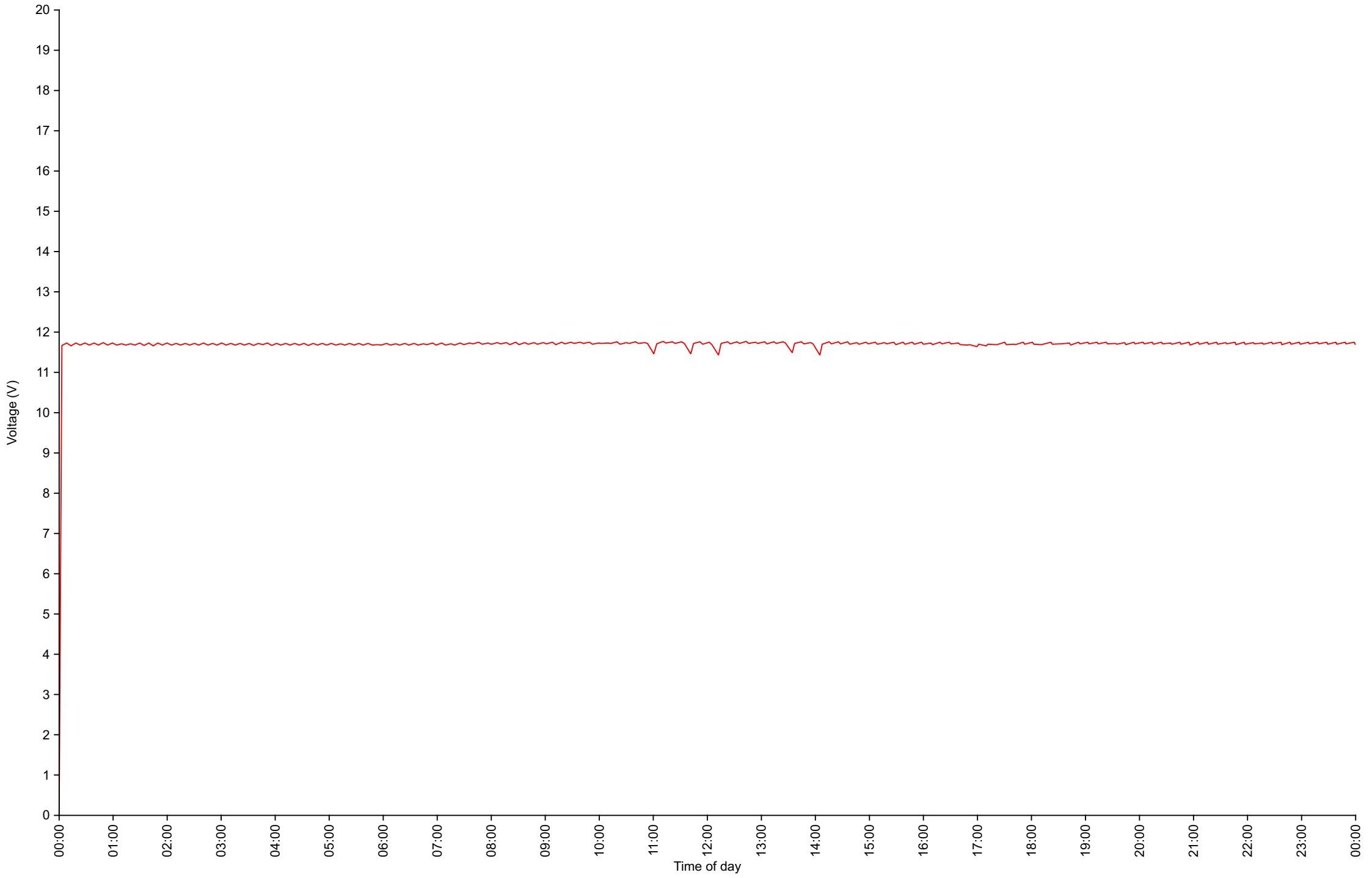
Cumulative Speed Distribution Curve

Daily Overview for Thu Apr 18 2024



Voltage

Daily Overview for Thu Apr 18 2024



Traffic Report - York Road

Daily Overview for Fri Apr 19 2024

Vehicle Speed Classes (Mph)

	<15	15 20	20 25	25 30	30 35	35 40	40 45	45 50	50 55	55 60	60 65	65 70	>70	Total	85th Percentile
00:00	1	0	1	7	7	0	0	1	0	0	0	0	0	17	33.0
01:00	0	0	0	3	5	1	0	0	0	0	0	0	0	9	33.8
02:00	0	0	0	0	1	0	0	0	0	0	0	0	0	1	30.6
03:00	0	0	0	0	0	1	0	0	0	0	0	0	0	1	37.7
04:00	0	0	0	1	1	2	1	0	0	0	0	0	0	5	39.3
05:00	0	0	1	6	18	11	4	1	0	0	0	0	0	41	37.9
06:00	1	0	1	22	31	16	1	1	0	0	0	0	0	73	36.3
07:00	0	1	1	69	81	15	1	0	0	0	0	0	0	168	33.3
08:00	0	1	3	76	71	6	1	0	0	0	0	0	0	158	31.5
09:00	1	1	3	56	64	14	4	1	0	0	0	0	0	144	33.5
10:00	0	0	3	43	63	12	2	0	0	0	0	0	0	123	33.3
11:00	0	0	2	42	58	11	0	2	0	0	0	0	0	115	31.9
12:00	0	0	2	49	67	11	4	0	0	0	0	0	0	133	33.4
13:00	0	0	2	59	71	20	4	0	0	0	0	0	0	156	34.1
14:00	0	1	1	50	84	12	0	0	0	0	0	0	0	148	32.6
15:00	0	0	1	49	76	16	1	2	0	0	0	0	0	145	33.5
16:00	0	1	3	60	82	23	1	1	0	0	0	0	0	171	33.9
17:00	0	3	22	80	65	19	2	0	0	0	0	0	0	191	32.5
18:00	0	0	8	72	53	12	4	1	0	0	0	0	0	150	32.8
19:00	0	0	2	48	59	18	0	1	0	0	0	0	0	128	34.0
20:00	0	0	1	28	28	8	2	1	0	0	0	0	0	68	34.3
21:00	0	1	0	16	27	6	3	0	1	0	0	0	0	54	35.0
22:00	0	0	2	16	19	10	3	2	1	0	0	0	0	53	37.1
23:00	0	0	0	9	14	6	2	2	0	0	0	0	0	33	36.0
AM Total	3	3	15	325	400	89	14	6	0	0	0	0	0		
PM Total	0	6	44	536	645	161	26	10	2	0	0	0	0		
Total	3	9	59	861	1045	250	40	16	2	0	0	0	0		
Percent	0.13%	0.39%	2.58%	37.68%	45.73%	10.94%	1.75%	0.70%	0.09%	0.00%	0.00%	0.00%	0.00%		

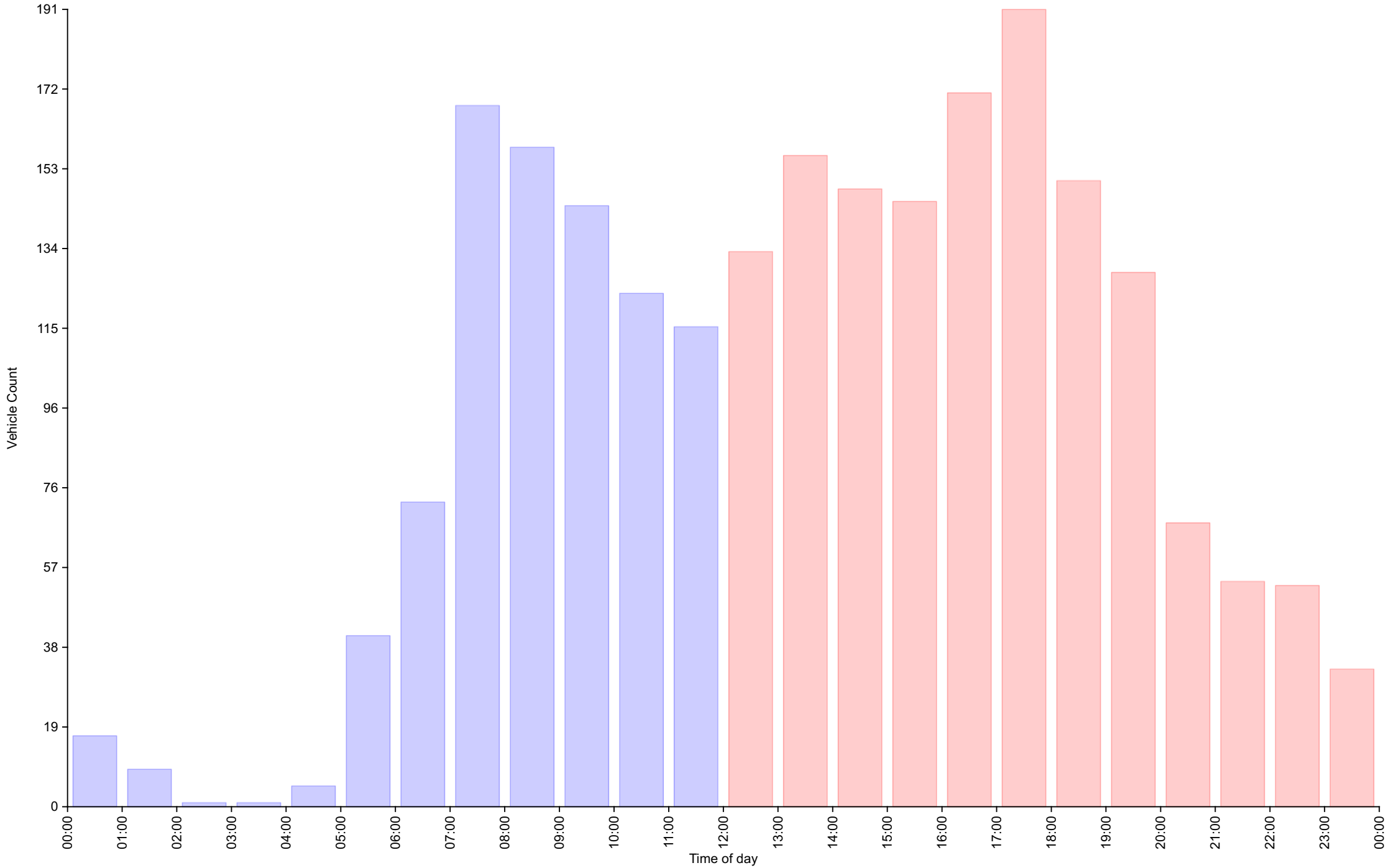
Time of day

Total Vehicles : 2285
 30th Percentile : 28.3 MPH
 50th Percentile : 29.7 MPH
 85th Percentile : 33.6 MPH
 95th Percentile : 37.3 MPH
 Average Speed : 30.6 MPH
 Highest Speed : 52.2 MPH
 Total Over Speed Limit : 59.2 % (1353 / 2285)

Vehicle Counts By Hour

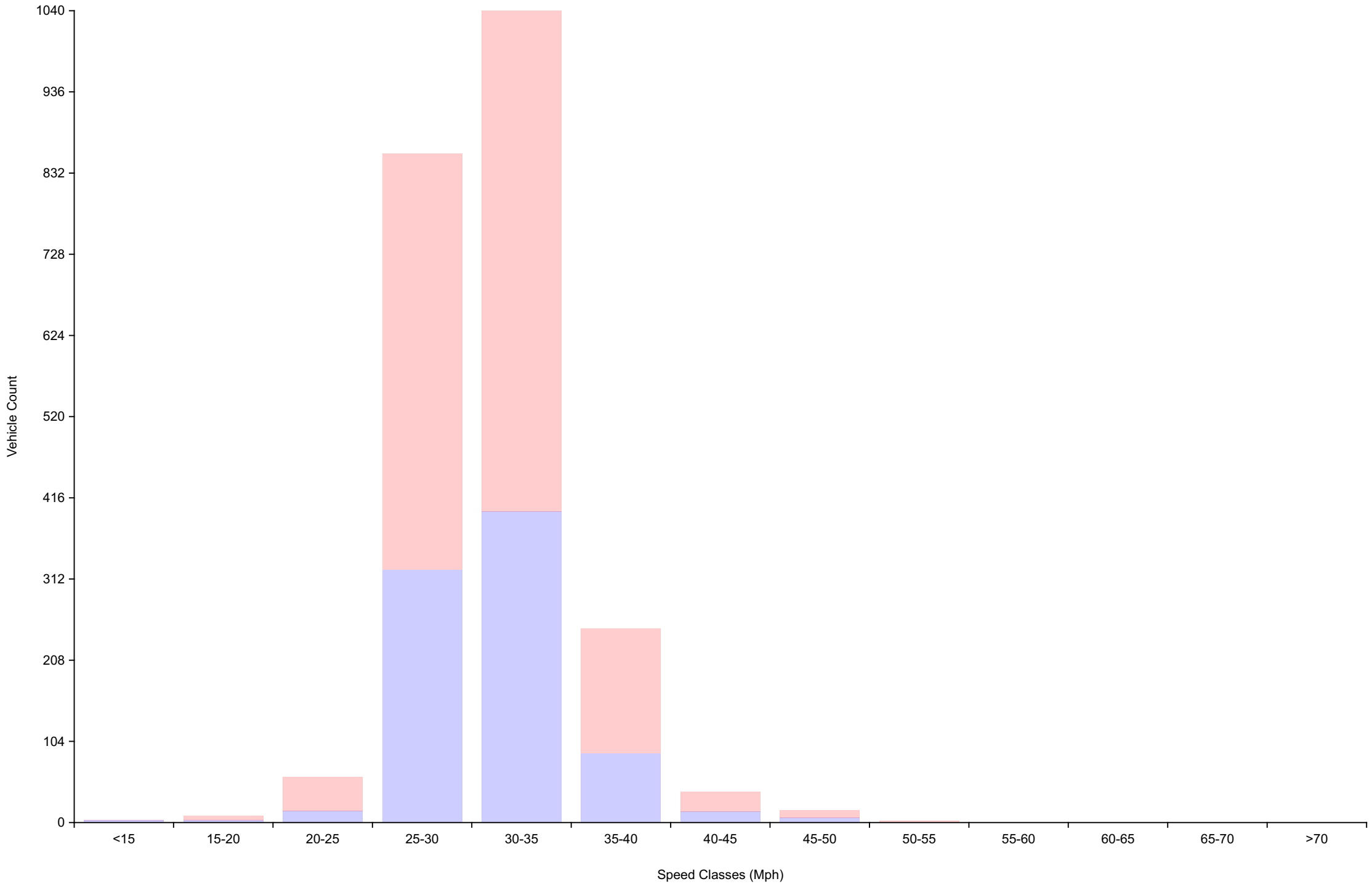
Daily Overview for Fri Apr 19 2024

(60 Minute Resolution)



Vehicle Counts By Speed Class

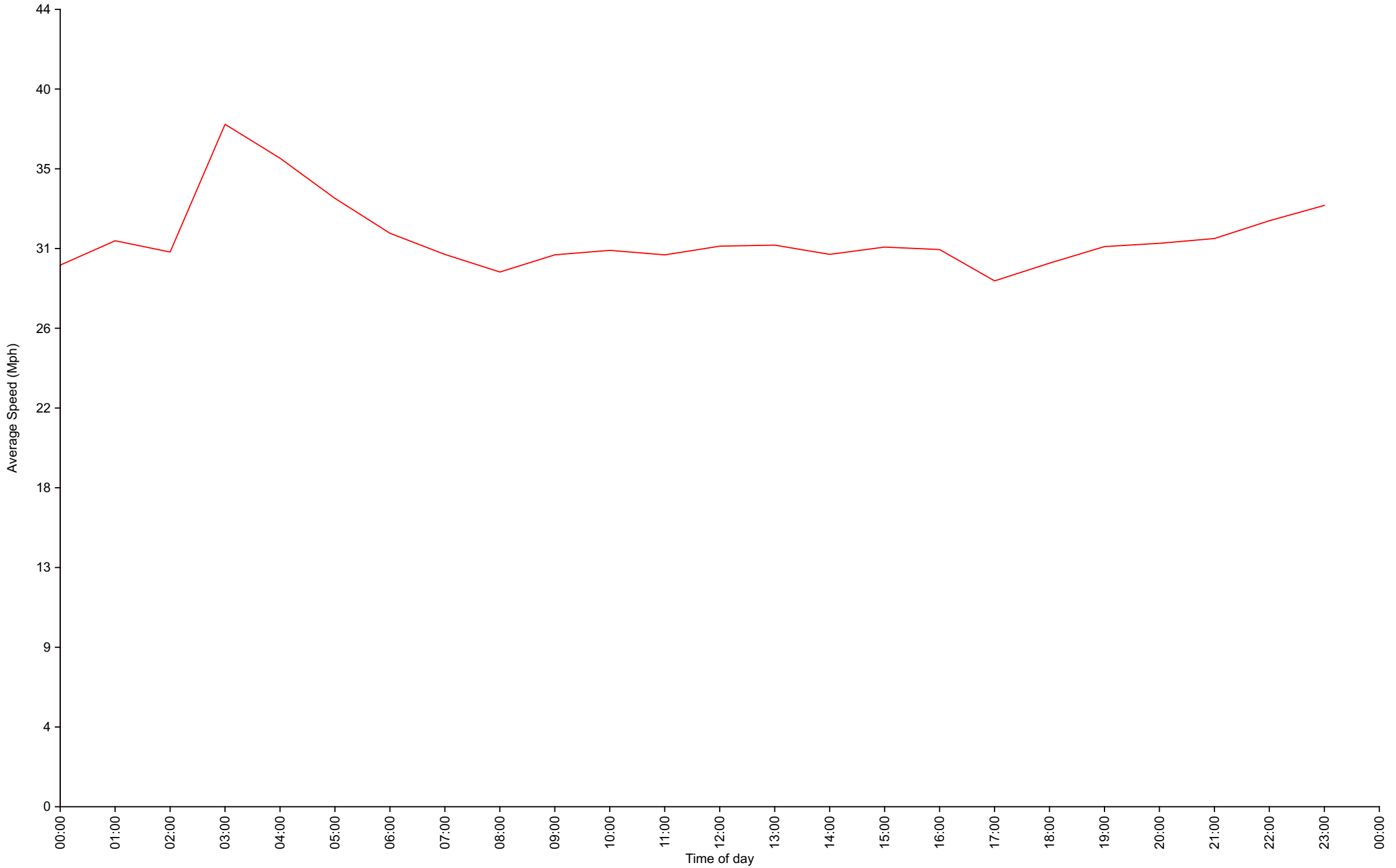
Daily Overview for Fri Apr 19 2024



Average Speed By Hour

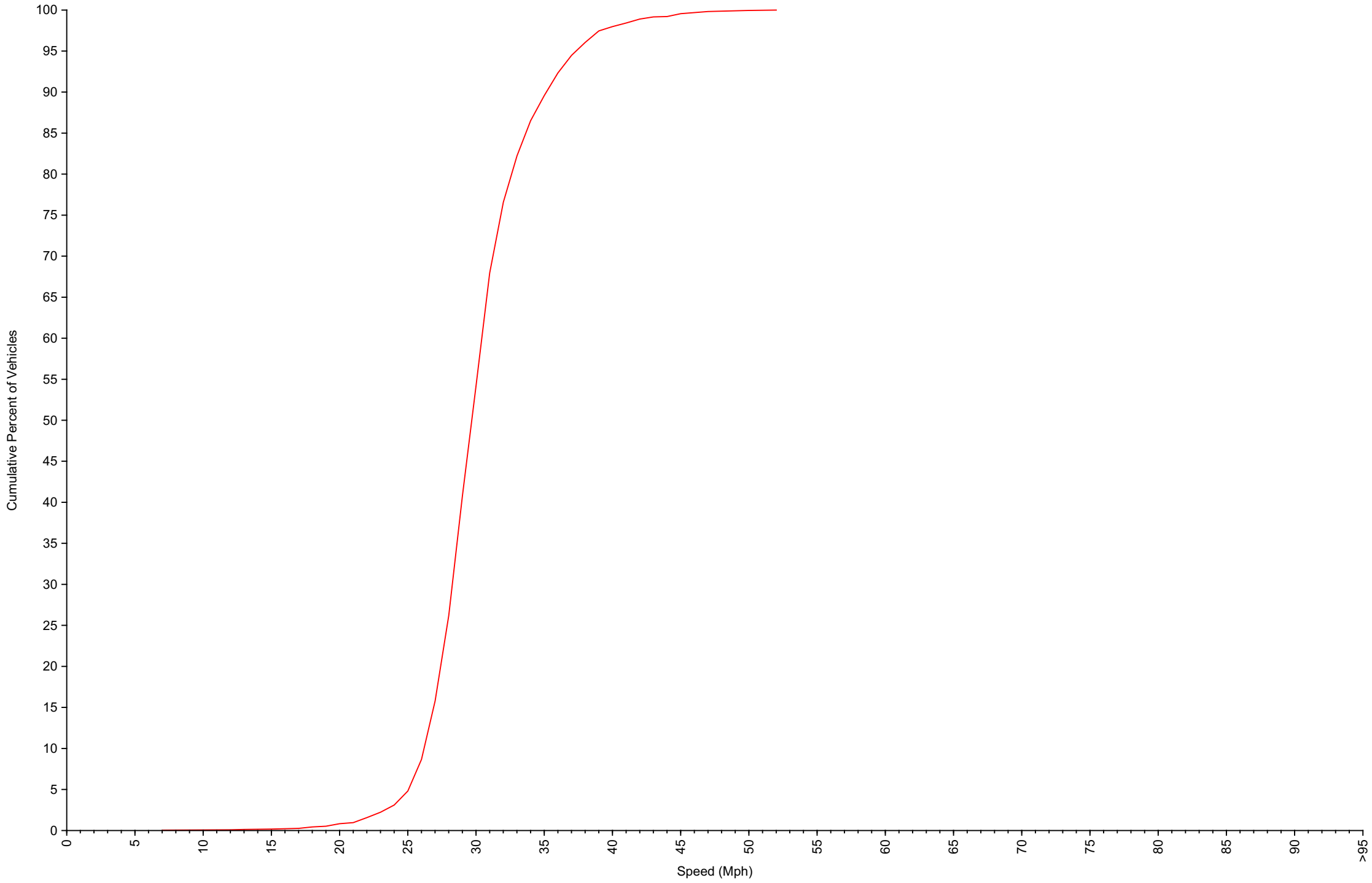
Daily Overview for Fri Apr 19 2024

(60 Minute Resolution)



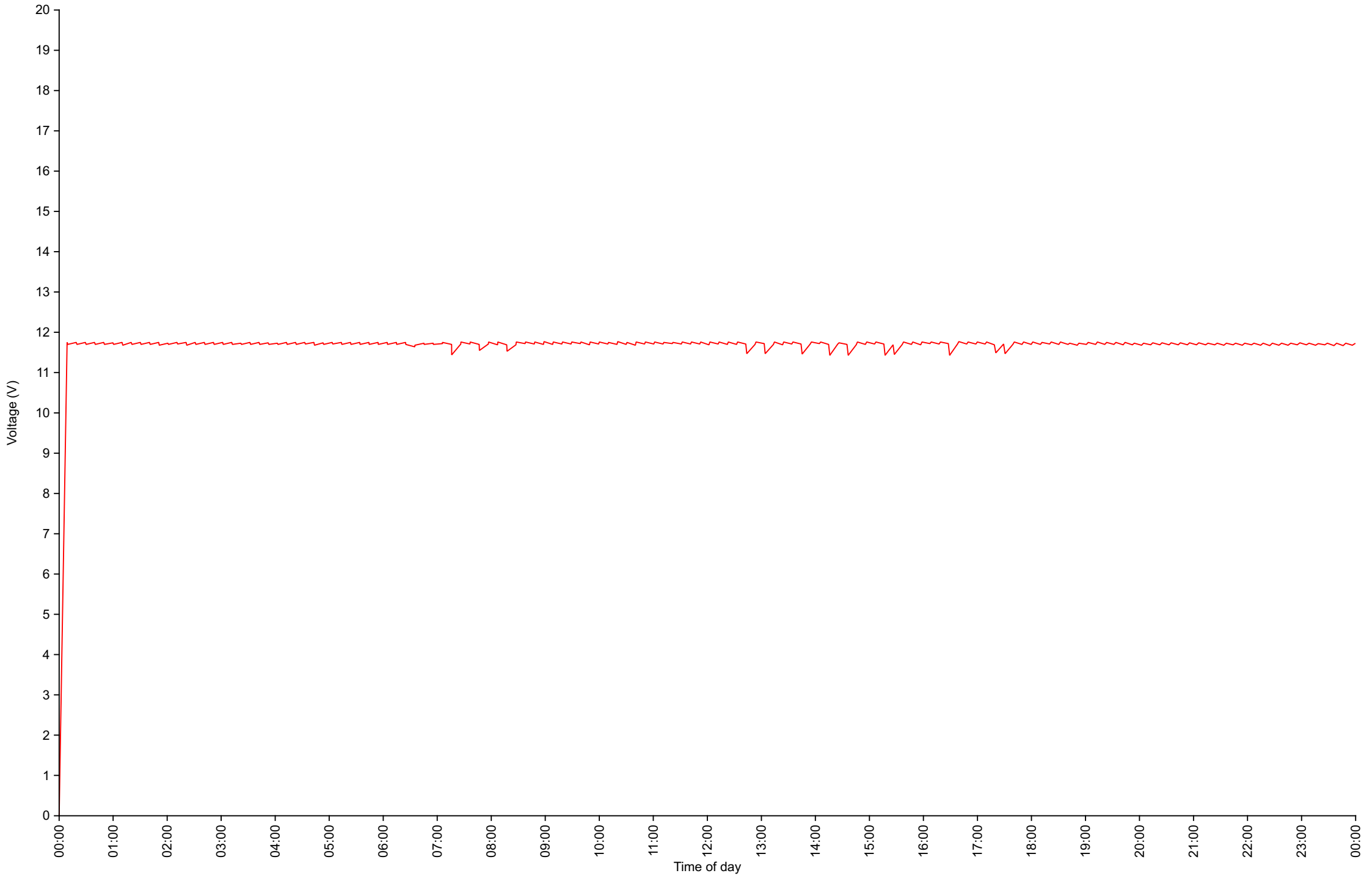
Cumulative Speed Distribution Curve

Daily Overview for Fri Apr 19 2024



Voltage

Daily Overview for Fri Apr 19 2024



Traffic Report - York Road

Daily Overview for Sat Apr 20 2024

Vehicle Speed Classes (Mph)

	<15	15 20	20 25	25 30	30 35	35 40	40 45	45 50	50 55	55 60	60 65	65 70	>70	Total	85th Percentile
00:00	0	0	0	4	4	3	1	1	0	0	0	0	0	13	39.1
01:00	0	0	0	1	2	3	1	0	0	0	0	0	0	7	38.9
02:00	0	0	0	0	3	0	0	0	0	0	0	0	0	3	31.6
03:00	0	0	0	2	1	2	0	0	0	0	0	0	0	5	35.5
04:00	0	0	0	3	2	2	0	0	0	0	0	0	0	7	35.9
05:00	0	0	0	6	5	9	2	0	0	0	0	0	0	22	37.9
06:00	0	0	0	10	13	7	1	1	0	0	0	0	0	32	36.1
07:00	0	0	0	25	21	6	2	0	1	0	0	0	0	55	34.4
08:00	0	0	3	35	46	14	2	0	0	0	0	0	0	100	34.1
09:00	0	0	3	56	70	11	2	0	0	0	0	0	0	142	32.5
10:00	0	0	3	46	58	12	4	0	0	0	0	0	0	123	33.4
11:00	0	0	1	43	67	15	4	0	0	0	0	0	0	130	33.9
12:00	0	0	0	55	70	25	2	2	0	0	0	0	0	154	34.8
13:00	0	0	2	49	82	15	3	0	0	0	0	0	0	151	33.6
14:00	0	2	2	81	86	21	4	0	0	0	0	0	0	196	33.6
15:00	0	2	3	62	59	14	2	1	0	0	0	0	0	143	33.5
16:00	0	0	4	47	66	21	2	1	0	0	0	0	0	141	34.5
17:00	0	0	1	47	76	21	4	0	0	0	0	0	0	149	34.4
18:00	0	0	1	46	44	15	5	0	0	0	0	0	0	111	34.8
19:00	0	0	2	30	33	13	2	0	0	0	0	0	0	80	34.8
20:00	0	0	3	22	27	12	1	0	0	0	0	0	0	65	34.8
21:00	0	0	0	19	16	5	0	0	0	0	0	0	0	40	33.7
22:00	0	0	2	17	21	7	4	0	0	0	0	0	0	51	35.7
23:00	0	0	0	11	13	8	4	1	1	0	0	0	0	38	39.6
AM Total	0	0	10	231	292	84	19	2	1	0	0	0	0		
PM Total	0	4	20	486	593	177	33	5	1	0	0	0	0		
Total	0	4	30	717	885	261	52	7	2	0	0	0	0		
Percent	0.00%	0.20%	1.53%	36.62%	45.20%	13.33%	2.66%	0.36%	0.10%	0.00%	0.00%	0.00%	0.00%		

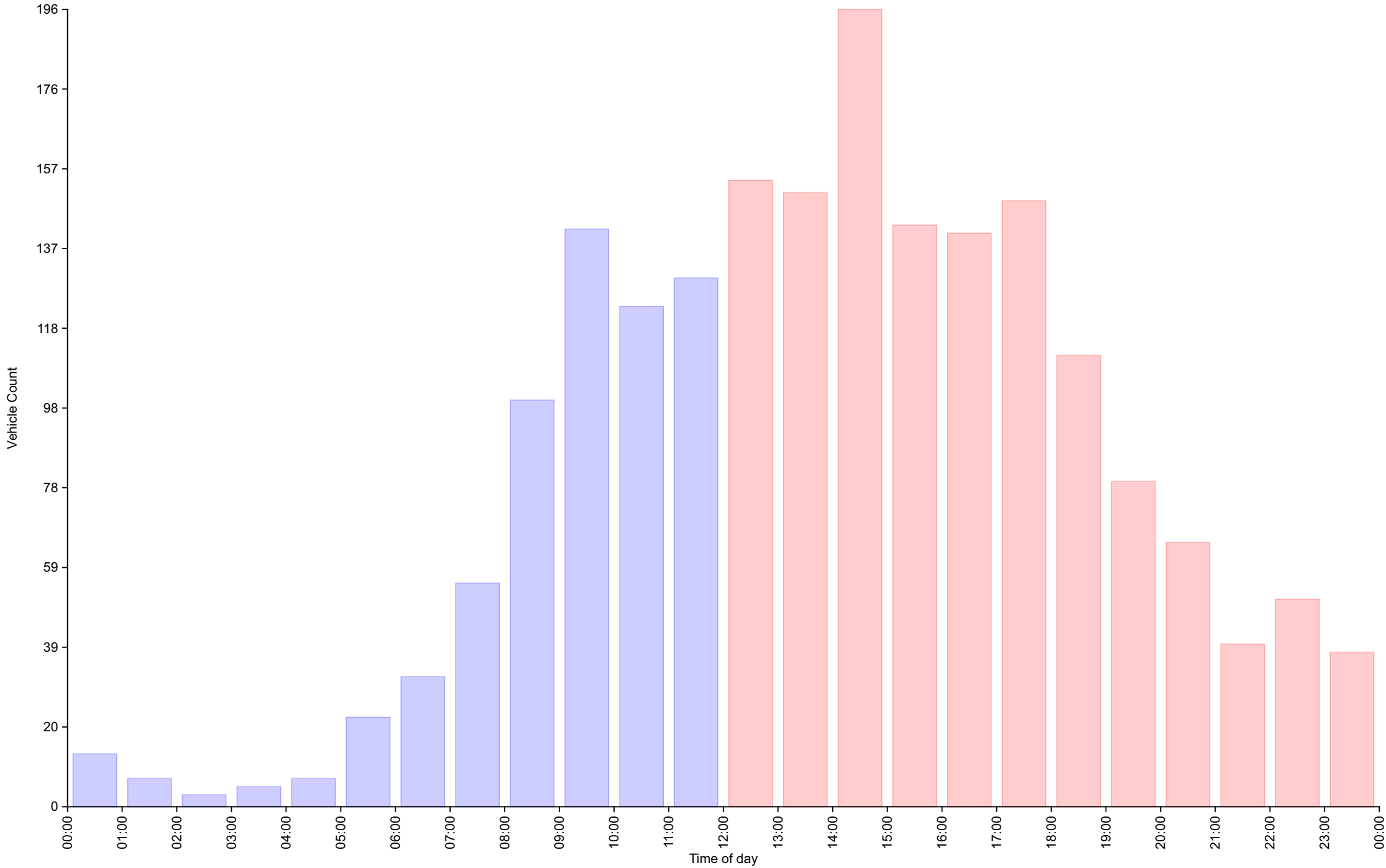
Time of day

Total Vehicles : 1958
 30th Percentile : 28.3 MPH
 50th Percentile : 29.9 MPH
 85th Percentile : 34.4 MPH
 95th Percentile : 37.9 MPH
 Average Speed : 31.0 MPH
 Highest Speed : 54.4 MPH
 Total Over Speed Limit : 61.6 % (1207 / 1958)

Vehicle Counts By Hour

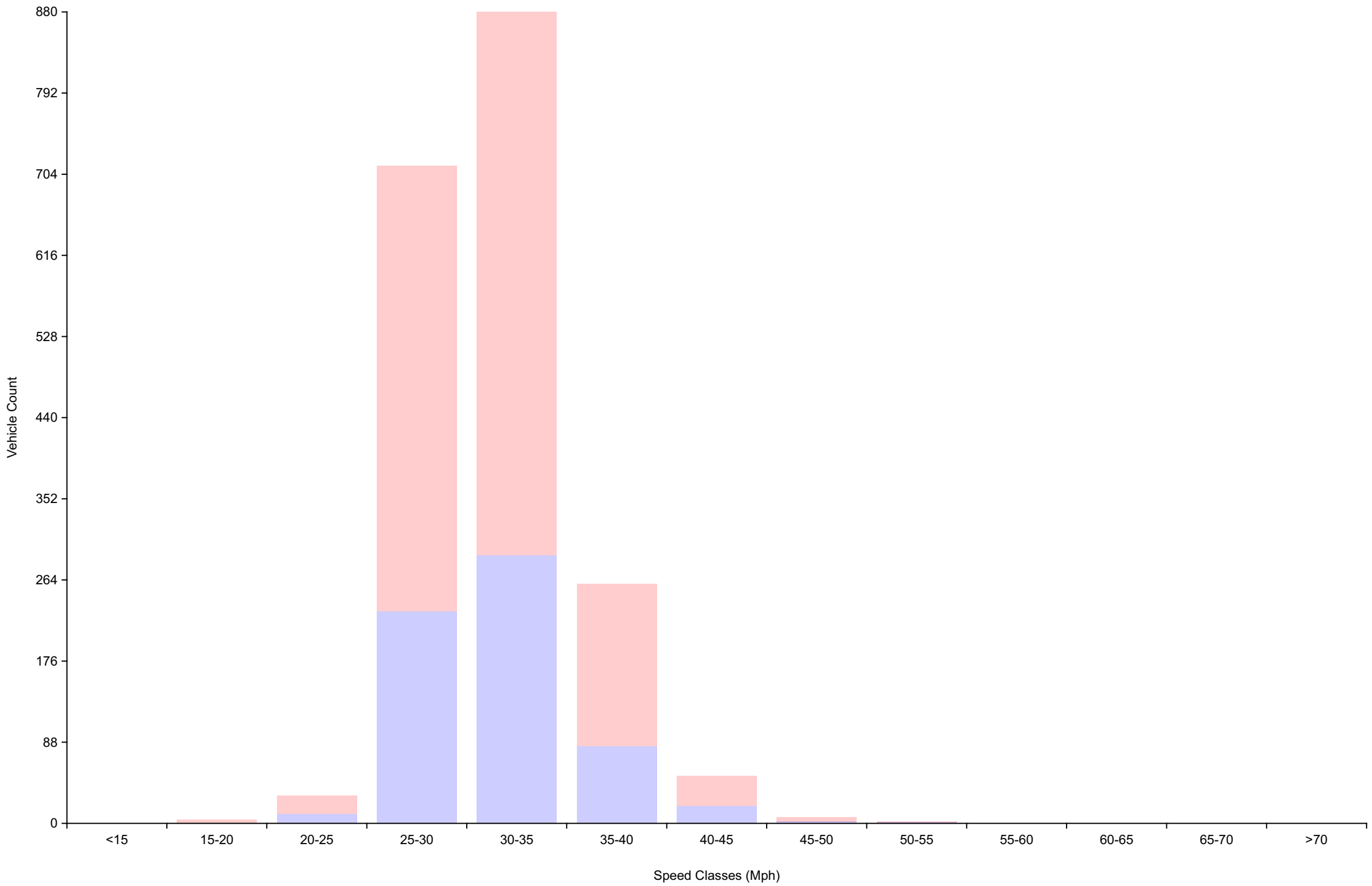
Daily Overview for Sat Apr 20 2024

(60 Minute Resolution)



Vehicle Counts By Speed Class

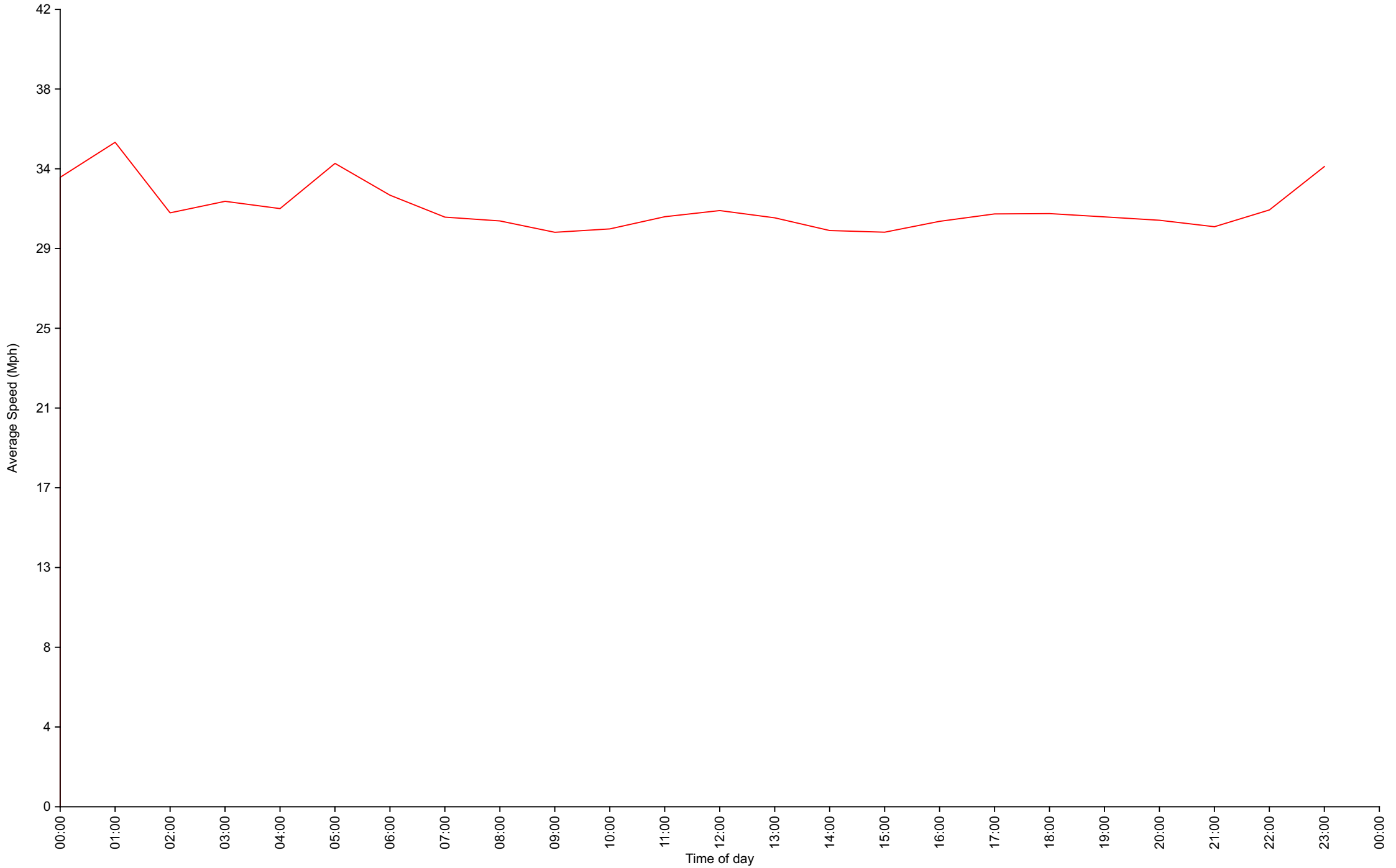
Daily Overview for Sat Apr 20 2024



Average Speed By Hour

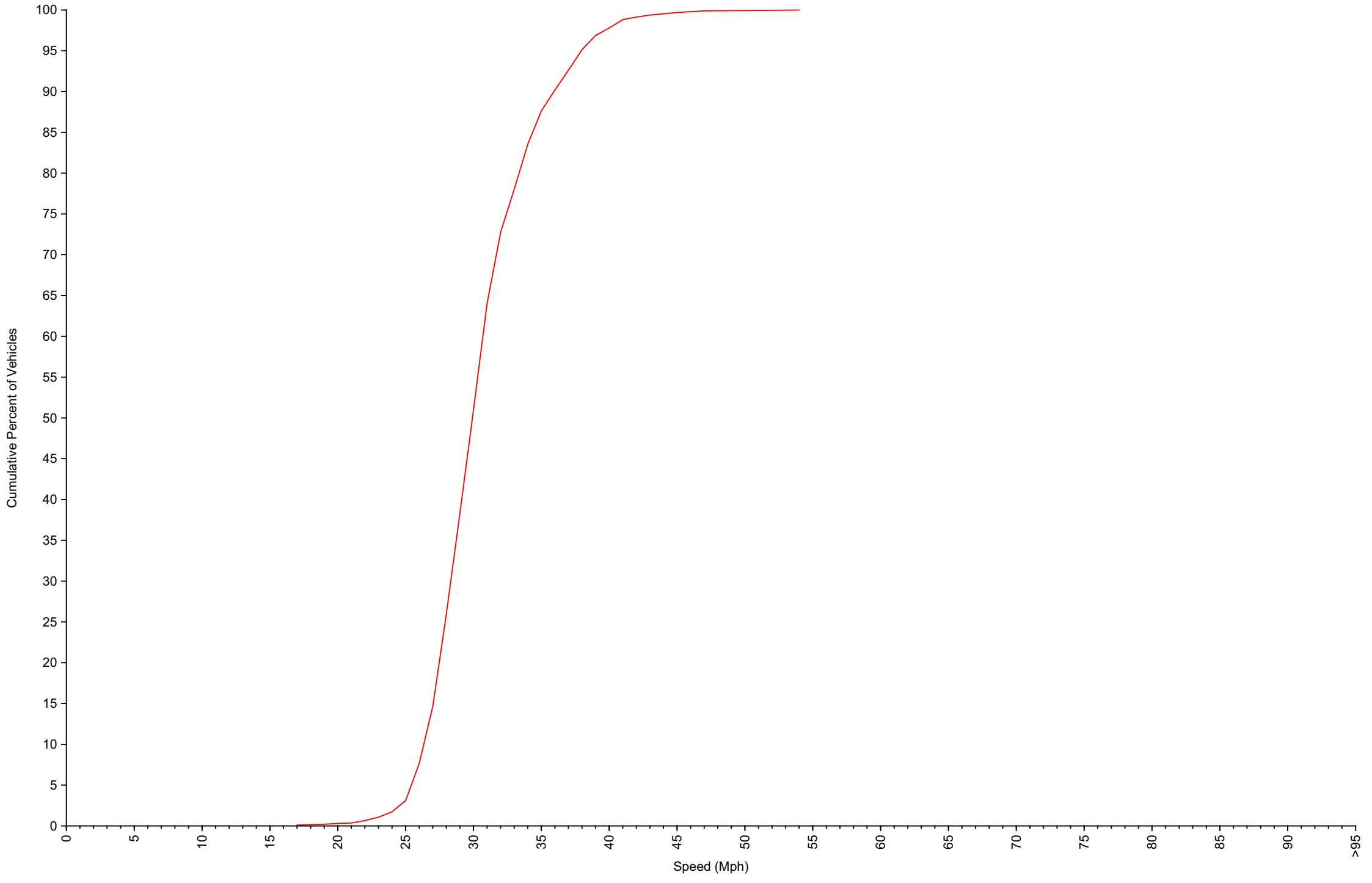
Daily Overview for Sat Apr 20 2024

(60 Minute Resolution)



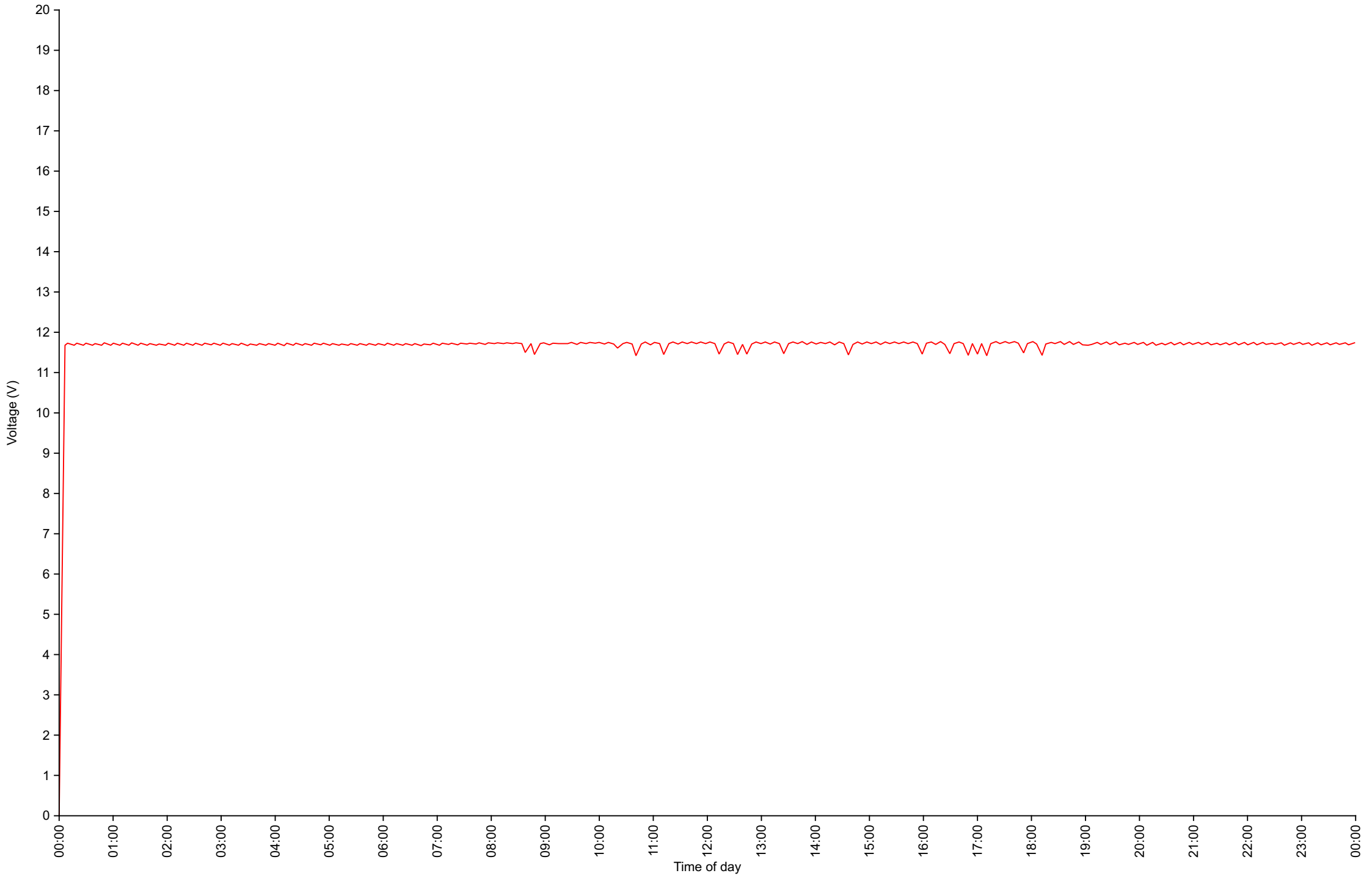
Cumulative Speed Distribution Curve

Daily Overview for Sat Apr 20 2024



Voltage

Daily Overview for Sat Apr 20 2024



Traffic Report - York Road

Daily Overview for Sun Apr 21 2024

Vehicle Speed Classes (Mph)

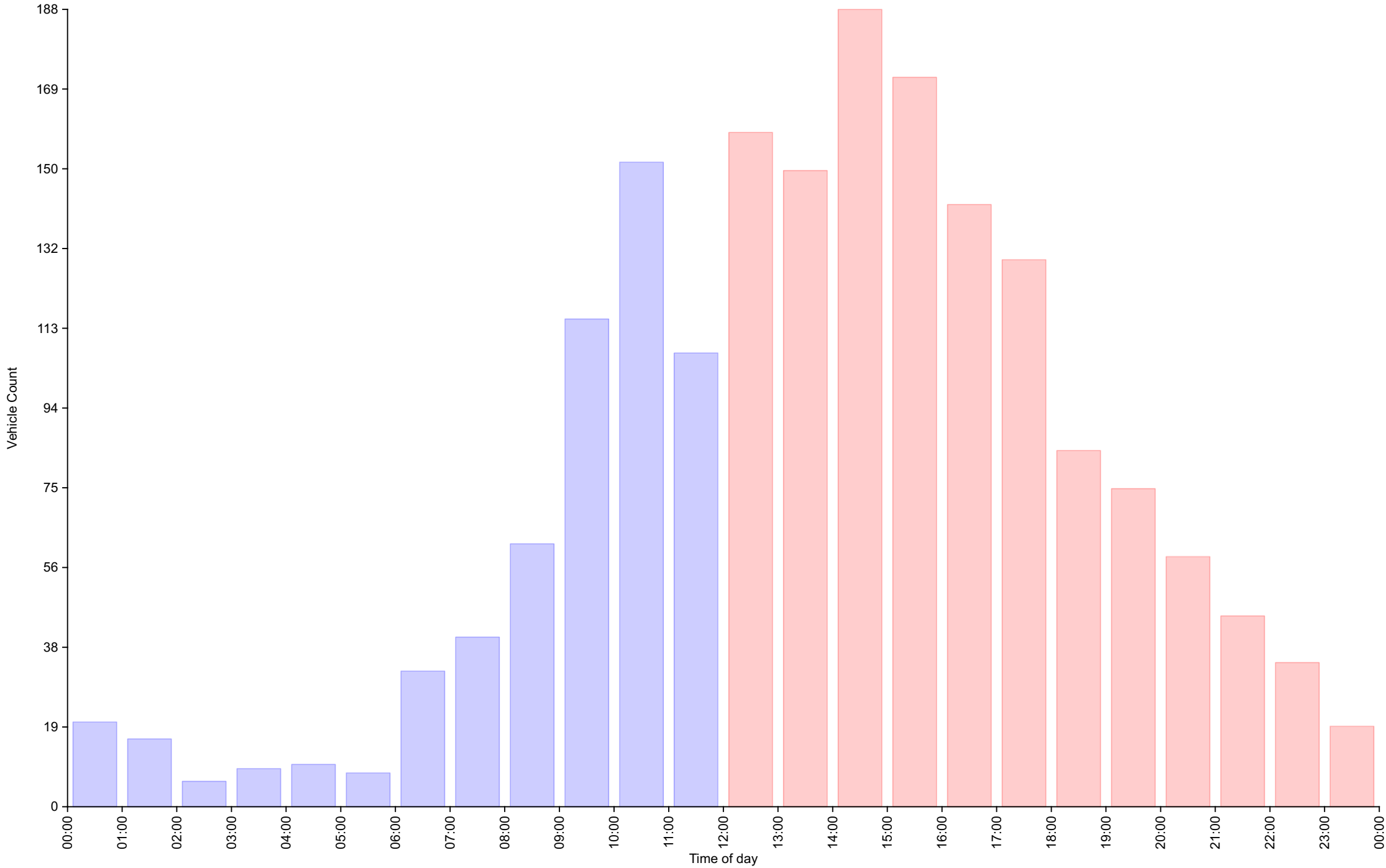
	<15	15 20	20 25	25 30	30 35	35 40	40 45	45 50	50 55	55 60	60 65	65 70	>70	Total	85th Percentile
00:00	0	0	0	4	7	7	1	1	0	0	0	0	0	20	37.5
01:00	0	0	0	5	9	1	1	0	0	0	0	0	0	16	33.9
02:00	0	0	0	3	1	2	0	0	0	0	0	0	0	6	35.8
03:00	0	0	0	1	3	3	2	0	0	0	0	0	0	9	39.6
04:00	0	0	0	0	5	3	2	0	0	0	0	0	0	10	39.5
05:00	0	0	0	1	4	3	0	0	0	0	0	0	0	8	37.6
06:00	0	0	0	10	17	4	1	0	0	0	0	0	0	32	34.4
07:00	0	1	1	10	18	8	2	0	0	0	0	0	0	40	35.5
08:00	0	0	0	23	33	5	1	0	0	0	0	0	0	62	32.4
09:00	0	0	2	43	54	15	1	0	0	0	0	0	0	115	33.8
10:00	1	4	5	54	63	21	4	0	0	0	0	0	0	152	34.3
11:00	1	0	2	38	48	15	1	2	0	0	0	0	0	107	34.6
12:00	0	0	5	50	71	31	1	1	0	0	0	0	0	159	35.3
13:00	0	0	4	56	66	18	5	1	0	0	0	0	0	150	34.2
14:00	0	0	2	68	91	21	6	0	0	0	0	0	0	188	33.9
15:00	0	0	1	38	98	31	4	0	0	0	0	0	0	172	34.8
16:00	0	0	1	38	78	19	6	0	0	0	0	0	0	142	34.5
17:00	0	0	2	41	65	19	2	0	0	0	0	0	0	129	34.3
18:00	0	0	3	26	38	14	3	0	0	0	0	0	0	84	35.1
19:00	0	0	1	26	39	8	0	1	0	0	0	0	0	75	33.7
20:00	0	0	0	25	26	5	3	0	0	0	0	0	0	59	33.8
21:00	0	0	1	18	22	4	0	0	0	0	0	0	0	45	33.1
22:00	0	0	0	16	14	1	3	0	0	0	0	0	0	34	33.0
23:00	0	0	0	7	7	4	1	0	0	0	0	0	0	19	35.3
AM Total	2	5	10	192	262	87	16	3	0	0	0	0	0		
PM Total	0	0	20	409	615	175	34	3	0	0	0	0	0		
Total	2	5	30	601	877	262	50	6	0	0	0	0	0		
Percent	0.11%	0.27%	1.64%	32.79%	47.85%	14.29%	2.73%	0.33%	0.00%	0.00%	0.00%	0.00%	0.00%		

Time of day

Total Vehicles : 1833
 30th Percentile : 28.6 MPH
 50th Percentile : 30.1 MPH
 85th Percentile : 34.5 MPH
 95th Percentile : 37.7 MPH
 Average Speed : 31.1 MPH
 Highest Speed : 48.2 MPH
 Total Over Speed Limit : 65.2 % (1195 / 1833)

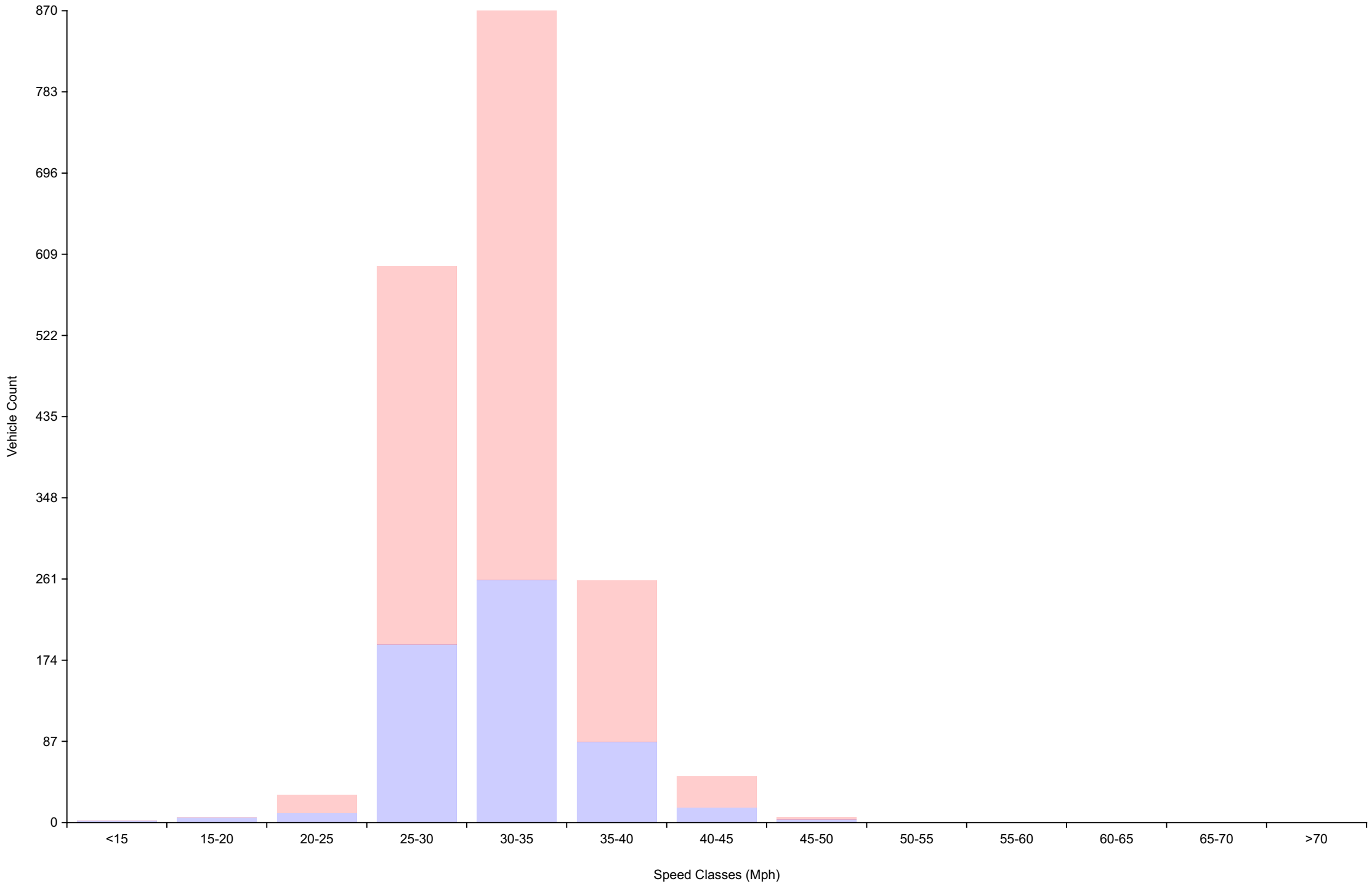
Vehicle Counts By Hour

Daily Overview for Sun Apr 21 2024
(60 Minute Resolution)

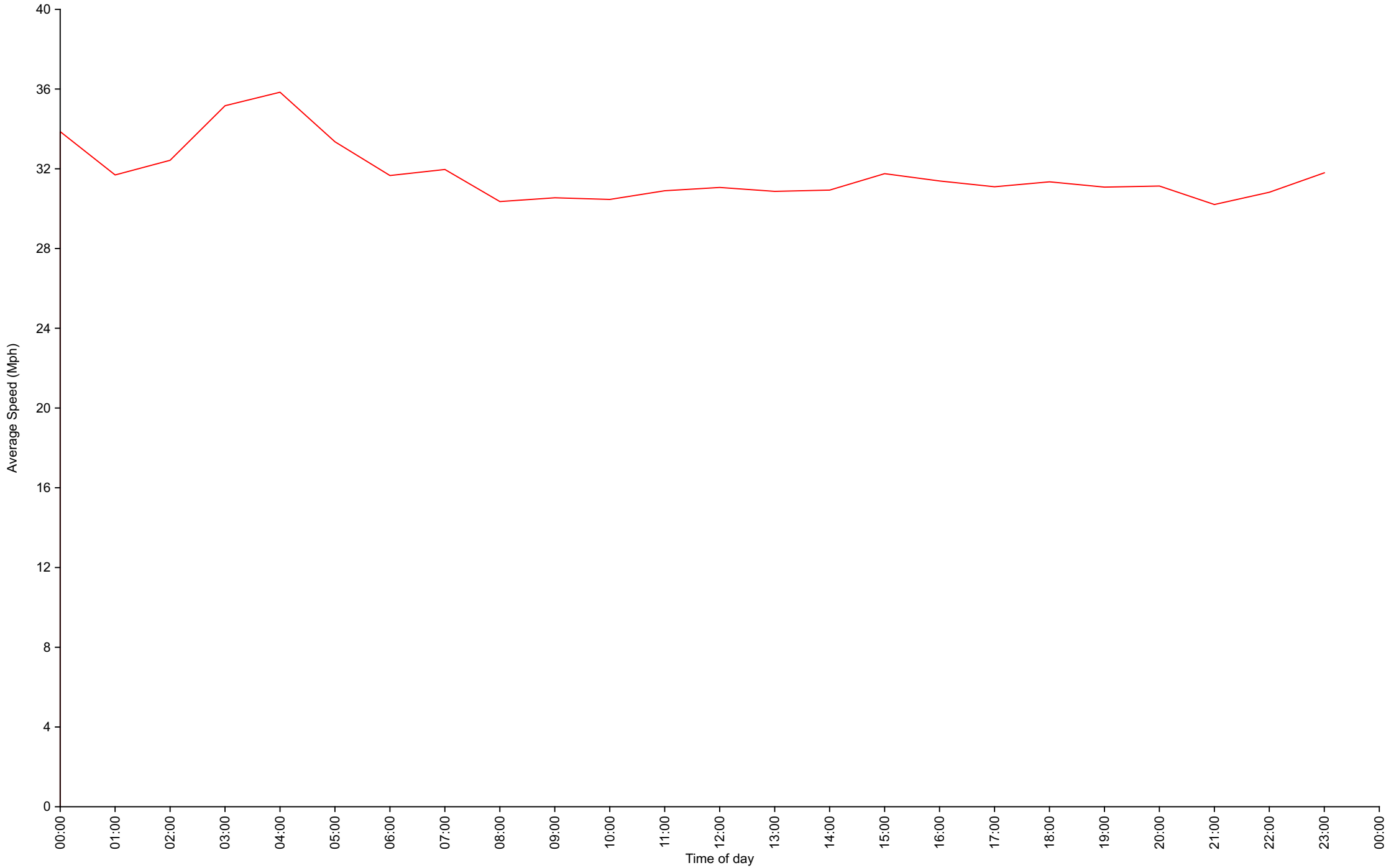


Vehicle Counts By Speed Class

Daily Overview for Sun Apr 21 2024

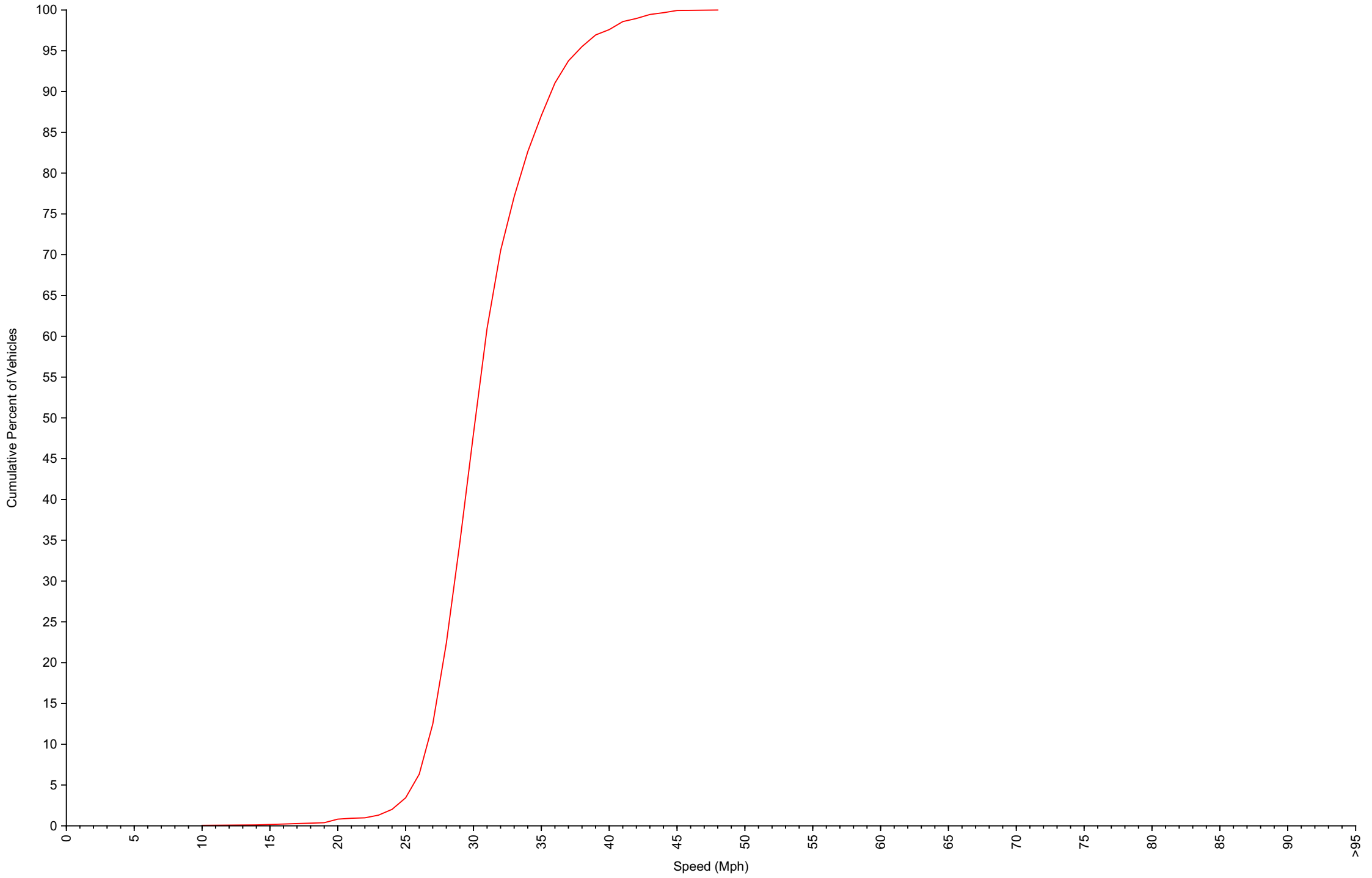


Average Speed By Hour
Daily Overview for Sun Apr 21 2024
(60 Minute Resolution)



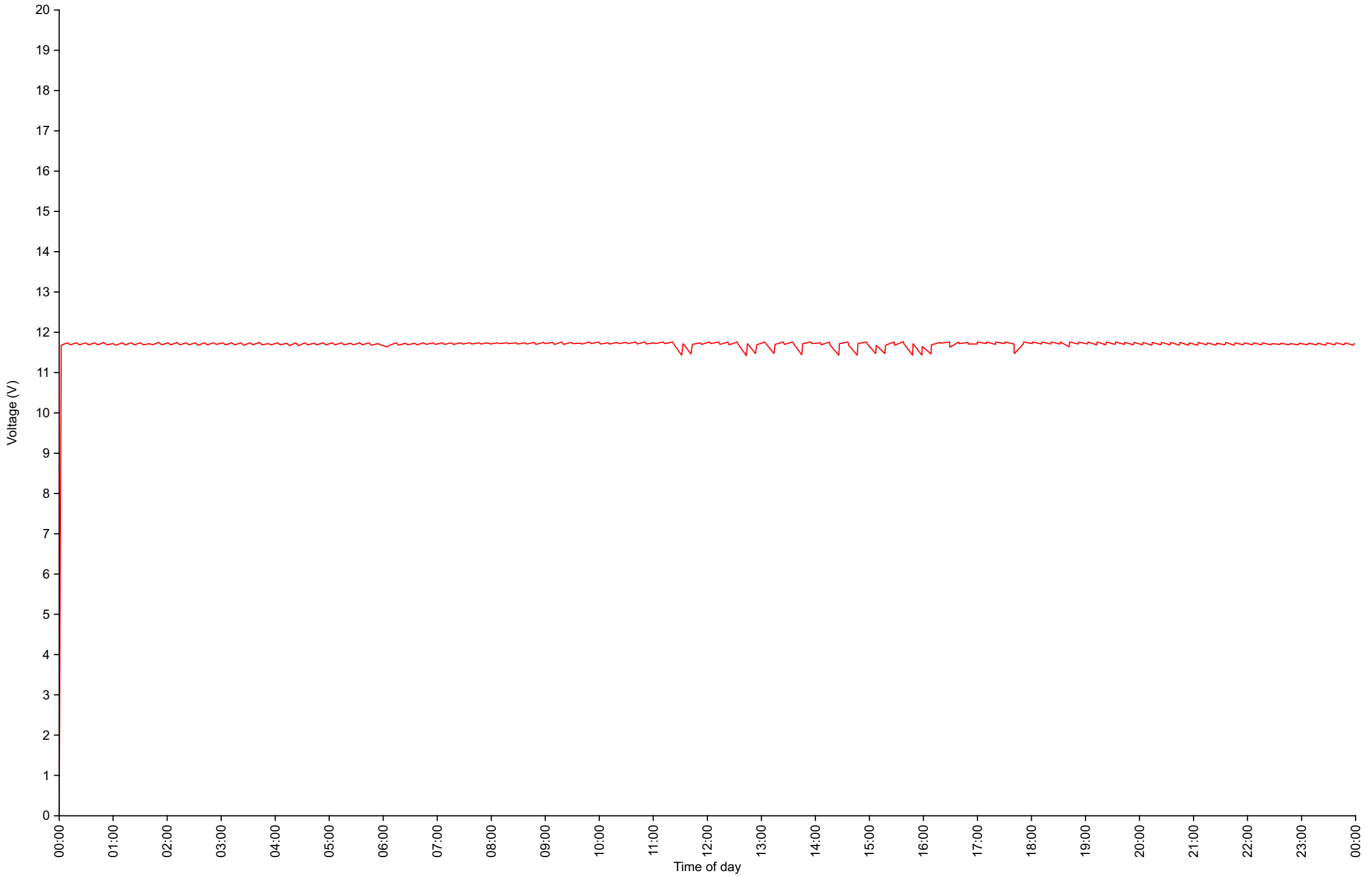
Cumulative Speed Distribution Curve

Daily Overview for Sun Apr 21 2024



Voltage

Daily Overview for Sun Apr 21 2024



Traffic Report - York Road

Daily Overview for Mon Apr 22 2024

Vehicle Speed Classes (Mph)

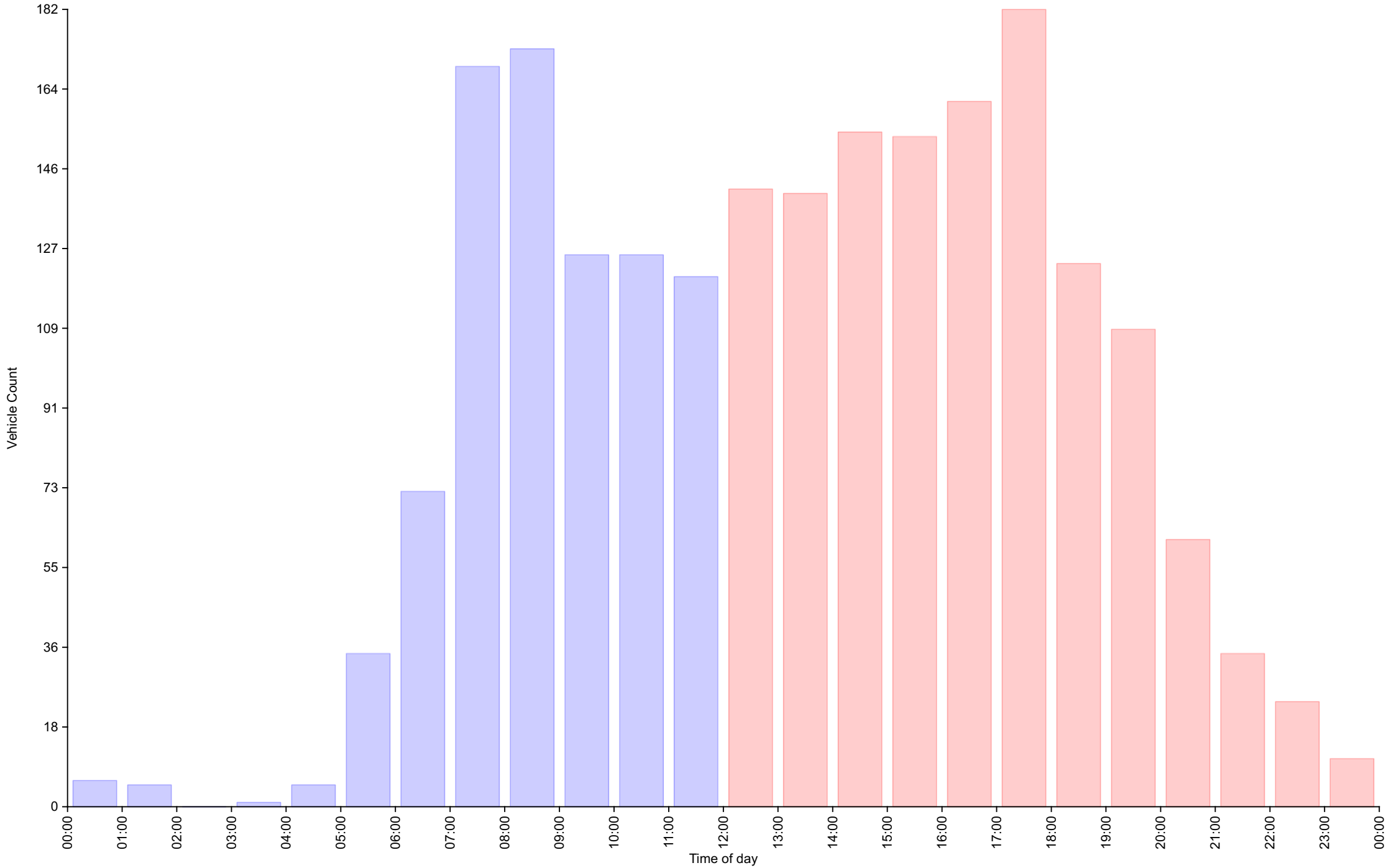
	<15	15 20	20 25	25 30	30 35	35 40	40 45	45 50	50 55	55 60	60 65	65 70	>70	Total	85th Percentile
00:00	0	0	0	1	3	1	0	1	0	0	0	0	0	6	36.4
01:00	0	0	0	1	3	1	0	0	0	0	0	0	0	5	32.3
02:00	0	0	0	0	0	0	0	0	0	0	0	0	0	0	0.0
03:00	0	0	0	0	0	1	0	0	0	0	0	0	0	1	36.6
04:00	0	0	0	1	1	1	1	1	0	0	0	0	0	5	42.0
05:00	0	0	1	8	12	10	2	2	0	0	0	0	0	35	37.7
06:00	0	0	0	25	36	11	0	0	0	0	0	0	0	72	34.0
07:00	0	0	1	73	75	16	4	0	0	0	0	0	0	169	33.0
08:00	0	0	3	87	69	13	1	0	0	0	0	0	0	173	32.0
09:00	2	0	6	47	61	8	2	0	0	0	0	0	0	126	31.9
10:00	0	0	3	53	63	7	0	0	0	0	0	0	0	126	32.1
11:00	0	0	3	48	54	12	4	0	0	0	0	0	0	121	33.6
12:00	0	0	0	54	71	14	2	0	0	0	0	0	0	141	33.5
13:00	0	0	1	62	66	10	1	0	0	0	0	0	0	140	32.4
14:00	0	1	6	66	63	16	2	0	0	0	0	0	0	154	32.7
15:00	0	0	4	73	63	13	0	0	0	0	0	0	0	153	32.7
16:00	0	0	1	62	87	8	3	0	0	0	0	0	0	161	32.8
17:00	0	0	2	79	86	13	2	0	0	0	0	0	0	182	32.5
18:00	0	0	5	52	49	14	3	1	0	0	0	0	0	124	33.9
19:00	0	0	1	51	37	14	5	1	0	0	0	0	0	109	34.9
20:00	0	0	1	29	18	10	2	0	1	0	0	0	0	61	35.6
21:00	0	0	0	9	17	5	4	0	0	0	0	0	0	35	36.4
22:00	0	0	2	13	7	2	0	0	0	0	0	0	0	24	32.2
23:00	0	0	0	4	1	5	1	0	0	0	0	0	0	11	37.0
AM Total	2	0	17	344	377	81	14	4	0	0	0	0	0		
PM Total	0	1	23	554	565	124	25	2	1	0	0	0	0		
Total	2	1	40	898	942	205	39	6	1	0	0	0	0		
Percent	0.09%	0.05%	1.87%	42.08%	44.14%	9.61%	1.83%	0.28%	0.05%	0.00%	0.00%	0.00%	0.00%		

Time of day

Total Vehicles : 2134
 30th Percentile : 28.1 MPH
 50th Percentile : 29.4 MPH
 85th Percentile : 33.2 MPH
 95th Percentile : 36.9 MPH
 Average Speed : 30.5 MPH
 Highest Speed : 50.3 MPH
 Total Over Speed Limit : 55.9 % (1193 / 2134)

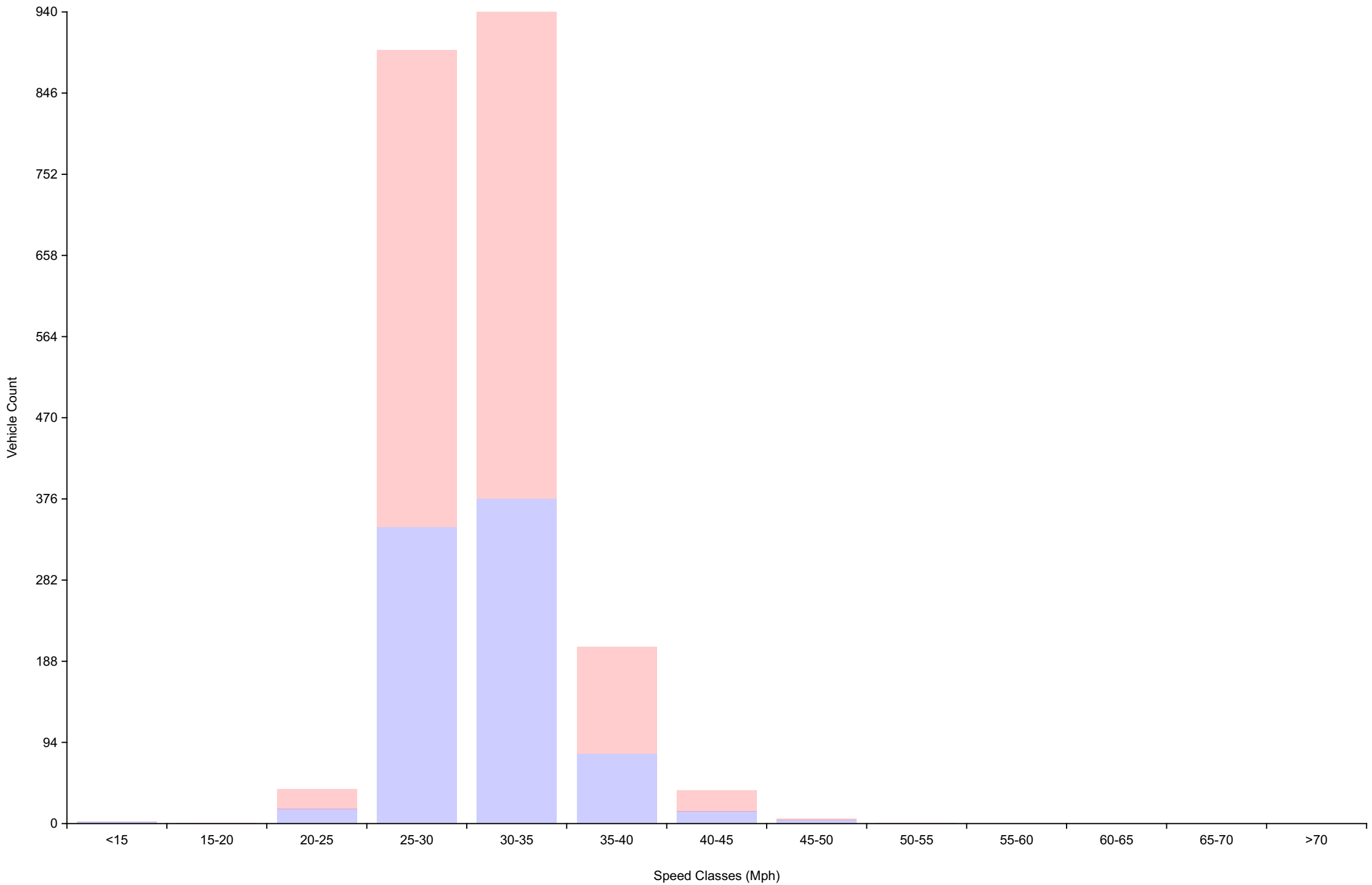
Vehicle Counts By Hour

Daily Overview for Mon Apr 22 2024
(60 Minute Resolution)



Vehicle Counts By Speed Class

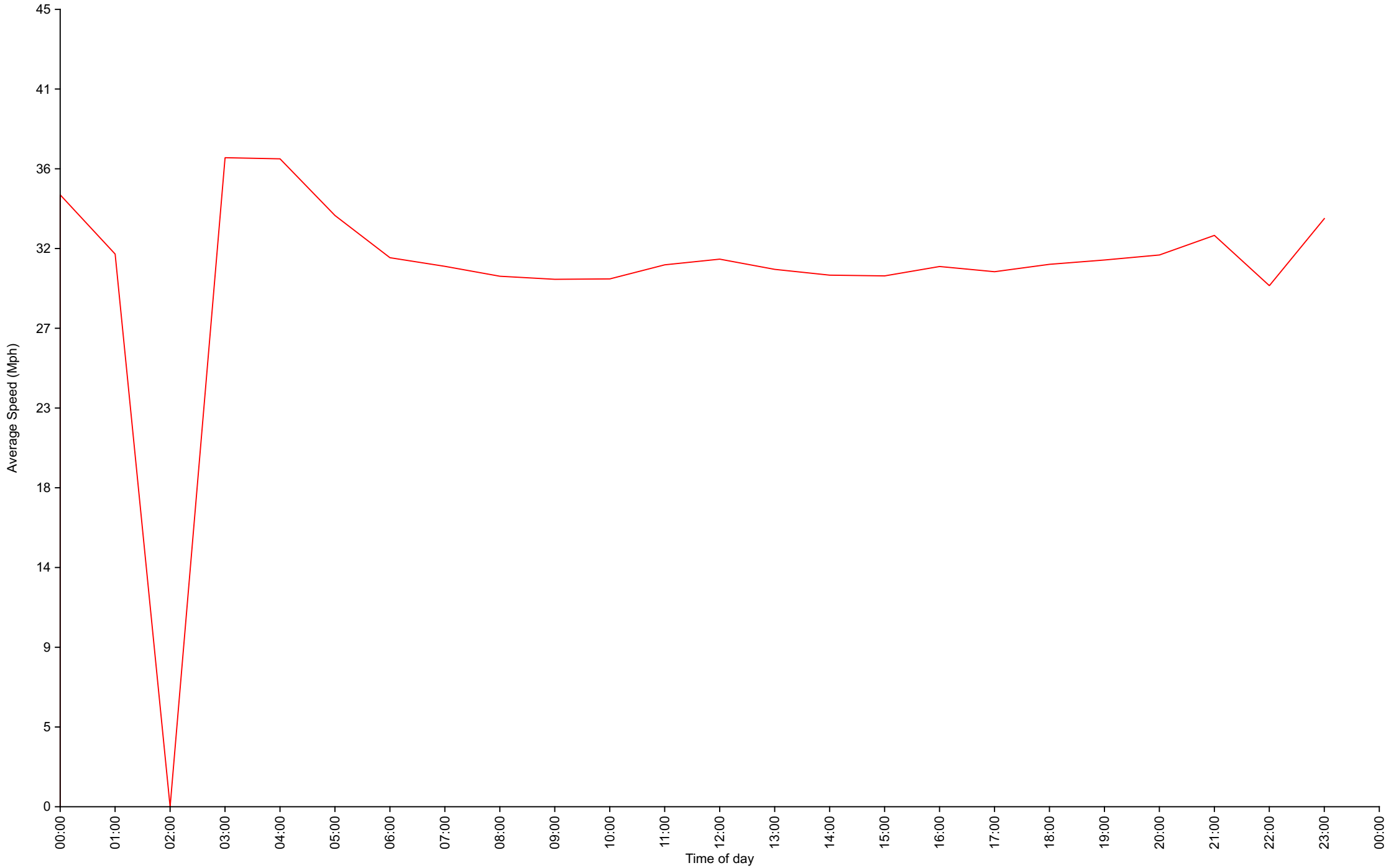
Daily Overview for Mon Apr 22 2024



Average Speed By Hour

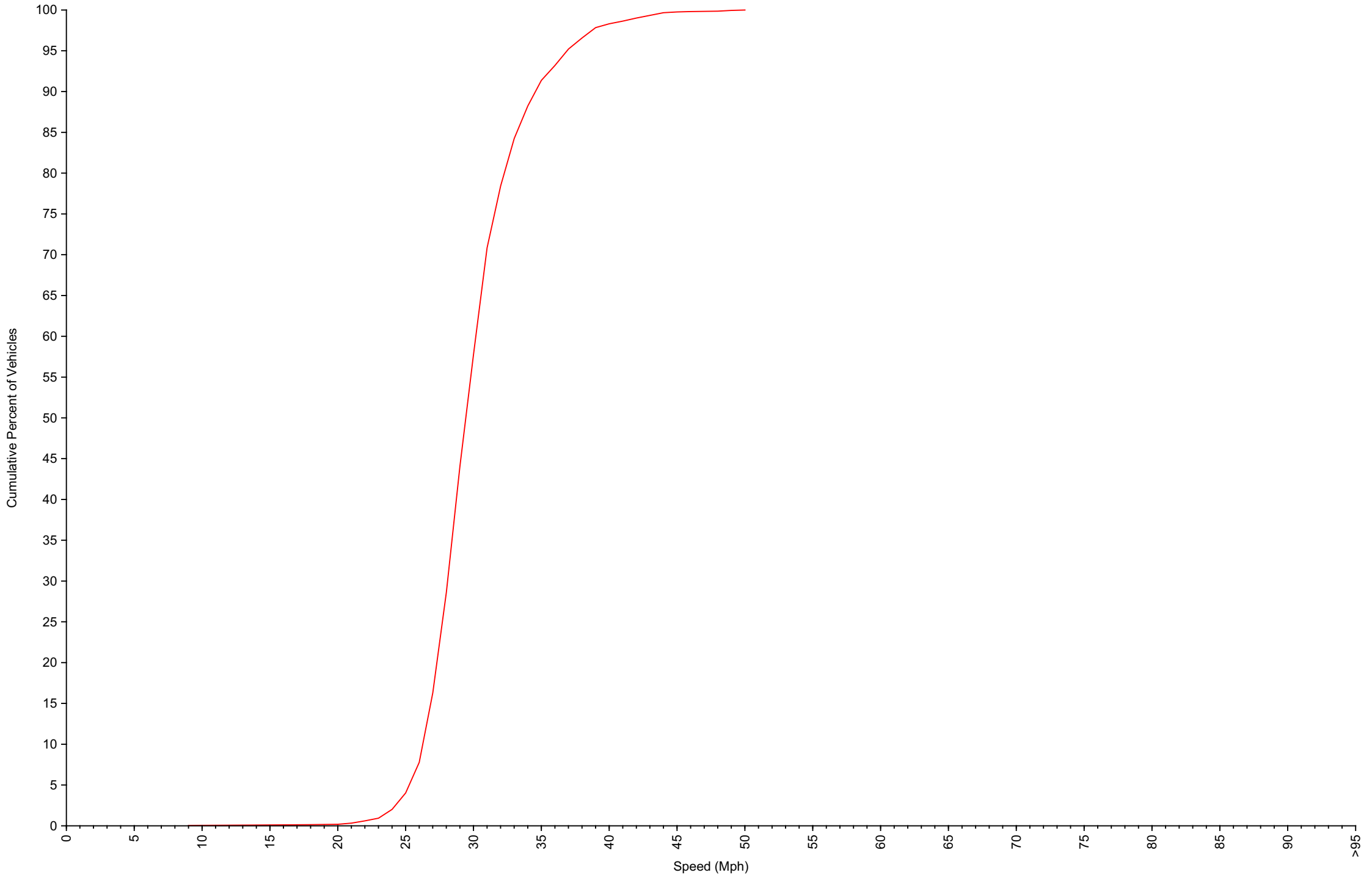
Daily Overview for Mon Apr 22 2024

(60 Minute Resolution)



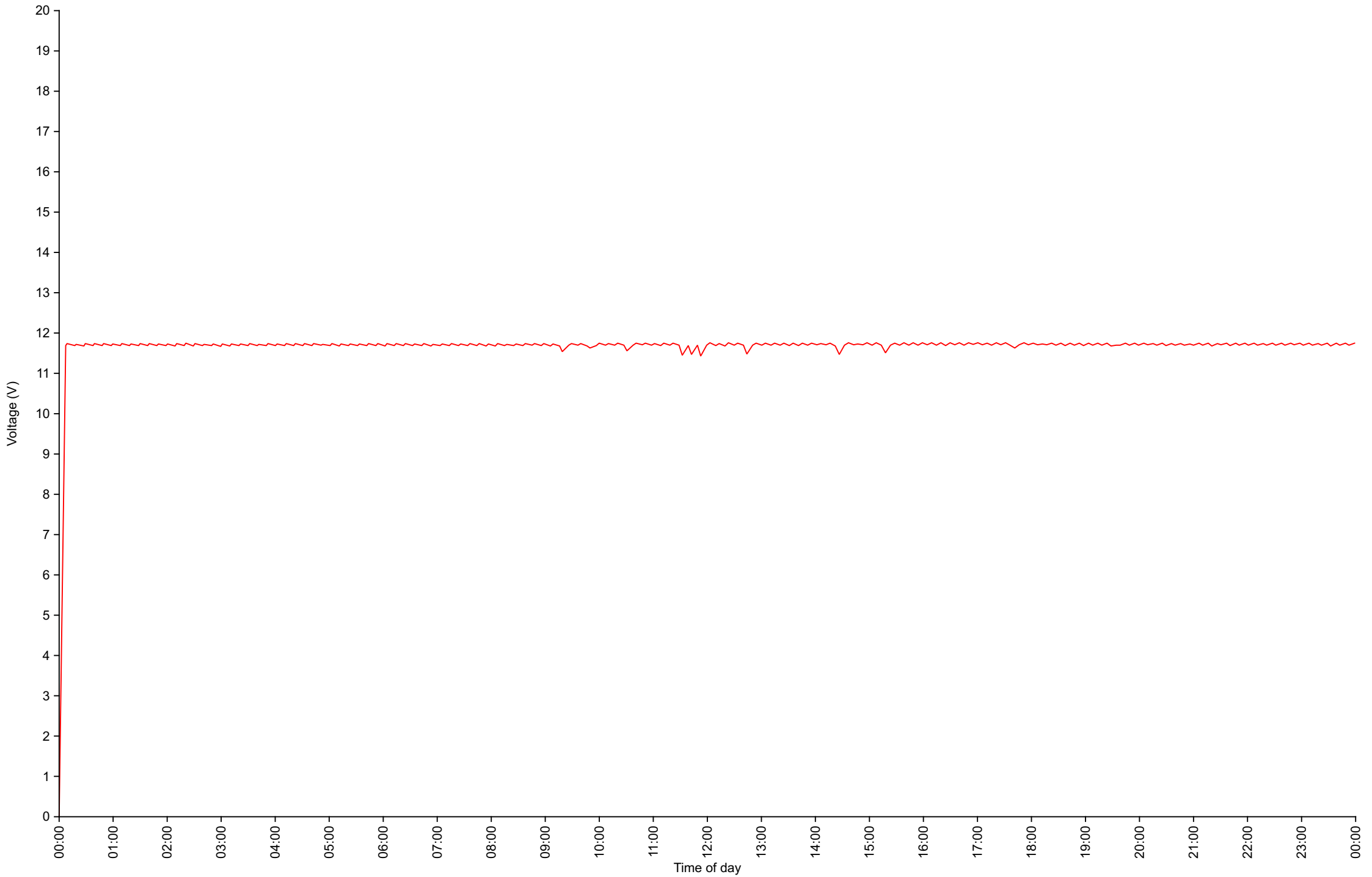
Cumulative Speed Distribution Curve

Daily Overview for Mon Apr 22 2024



Voltage

Daily Overview for Mon Apr 22 2024



Traffic Report - York Road

Daily Overview for Tue Apr 23 2024

Vehicle Speed Classes (Mph)

	<15	15 20	20 25	25 30	30 35	35 40	40 45	45 50	50 55	55 60	60 65	65 70	>70	Total	85th Percentile
00:00	0	0	0	1	5	4	1	0	0	0	0	0	0	11	38.4
01:00	0	0	0	0	1	2	0	1	0	0	0	0	0	4	41.0
02:00	0	0	0	2	3	1	0	0	0	0	0	0	0	6	34.1
03:00	0	0	0	2	3	1	1	0	0	0	0	0	0	7	35.9
04:00	0	0	0	0	1	6	2	0	0	0	0	0	0	9	39.6
05:00	0	0	1	4	12	12	6	1	0	0	0	0	0	36	39.8
06:00	0	0	2	15	40	16	0	2	0	0	0	0	0	75	35.0
07:00	0	0	1	76	73	16	6	0	0	0	0	0	0	172	33.5
08:00	0	1	11	78	67	14	4	0	0	0	0	0	0	175	32.5
09:00	1	0	2	48	58	9	0	0	0	0	0	0	0	118	32.7
10:00	0	0	1	46	53	7	3	0	0	0	0	0	0	110	33.3
11:00	0	0	2	53	53	13	1	0	0	0	0	0	0	122	32.8
12:00	1	1	3	56	66	17	2	0	0	0	0	0	0	146	33.4
13:00	0	2	6	55	60	15	0	0	0	0	0	0	0	138	33.0
14:00	0	0	5	61	70	21	1	2	0	0	0	0	0	160	34.0
15:00	1	0	5	64	78	22	2	0	0	0	0	0	0	172	33.7
16:00	0	0	7	95	83	14	3	0	0	0	0	0	0	202	32.3
17:00	0	1	6	100	81	15	3	1	0	0	0	0	0	207	32.6
18:00	0	0	6	75	104	23	4	1	0	0	0	0	0	213	33.7
19:00	0	0	1	43	54	19	4	1	0	0	0	0	0	122	35.2
20:00	0	0	1	22	29	9	2	1	0	0	0	0	0	64	35.1
21:00	0	1	3	18	18	5	1	1	0	0	0	0	0	47	34.0
22:00	0	0	1	13	14	2	1	1	0	0	0	0	0	32	33.2
23:00	0	0	1	0	10	2	0	1	0	0	0	0	0	14	34.9
AM Total	1	1	20	325	369	101	24	4	0	0	0	0	0		
PM Total	2	5	45	602	667	164	23	9	0	0	0	0	0		
Total	3	6	65	927	1036	265	47	13	0	0	0	0	0		
Percent	0.13%	0.25%	2.75%	39.25%	43.86%	11.22%	1.99%	0.55%	0.00%	0.00%	0.00%	0.00%	0.00%		

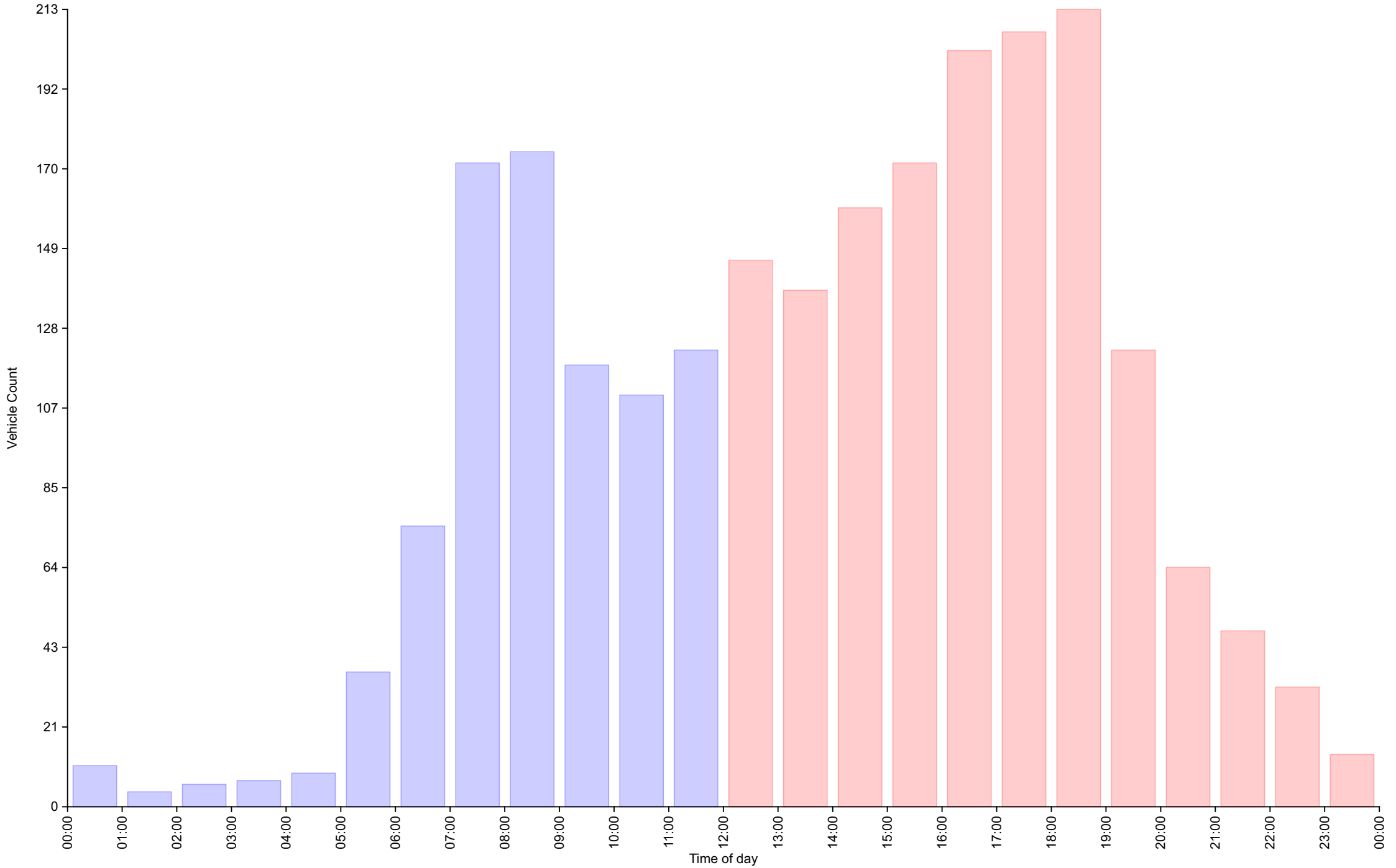
Time of day

Total Vehicles : 2362
 30th Percentile : 28.2 MPH
 50th Percentile : 29.5 MPH
 85th Percentile : 33.7 MPH
 95th Percentile : 37.2 MPH
 Average Speed : 30.6 MPH
 Highest Speed : 49.4 MPH
 Total Over Speed Limit : 57.6 % (1361 / 2362)

Vehicle Counts By Hour

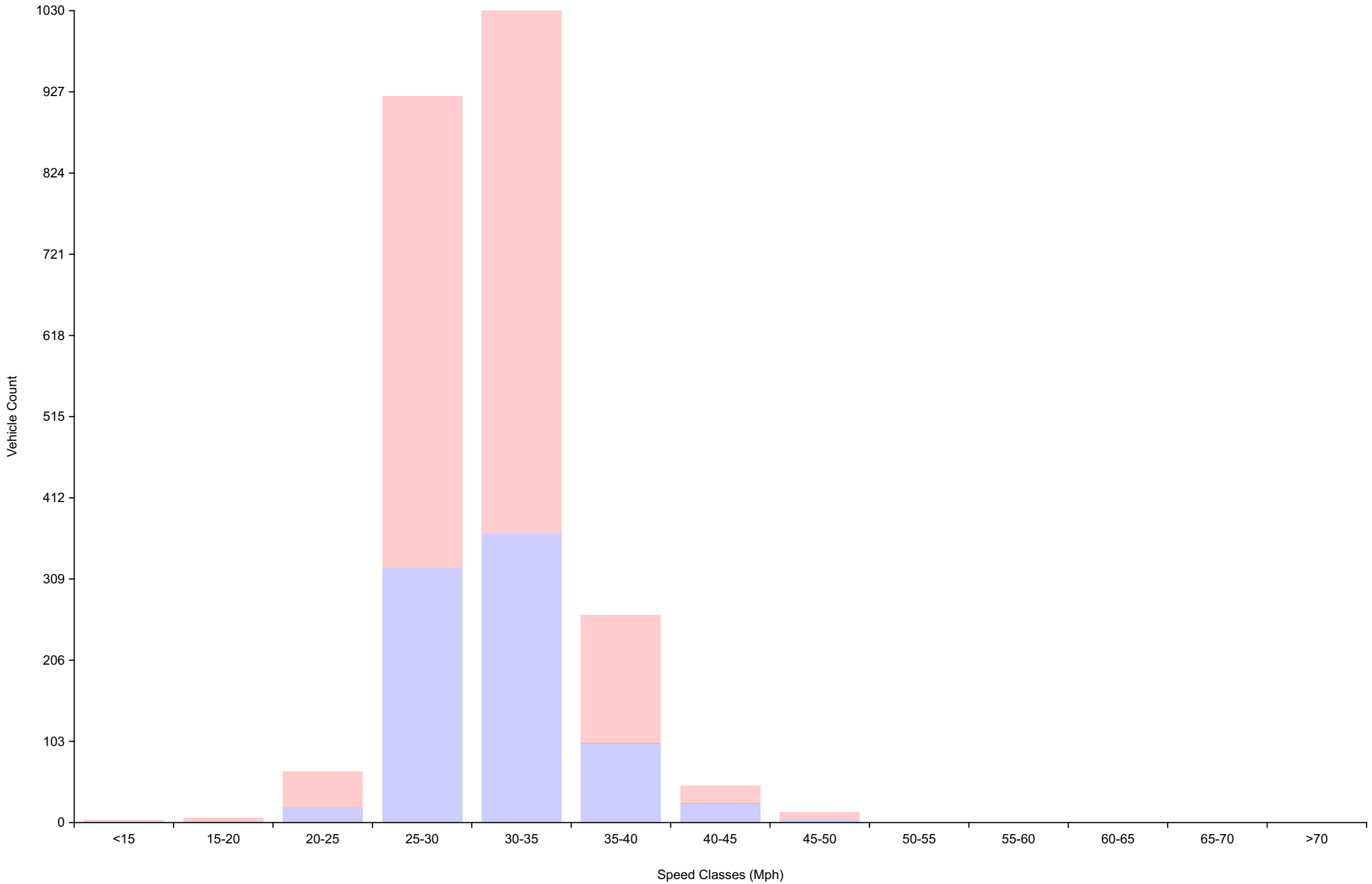
Daily Overview for Tue Apr 23 2024

(60 Minute Resolution)



Vehicle Counts By Speed Class

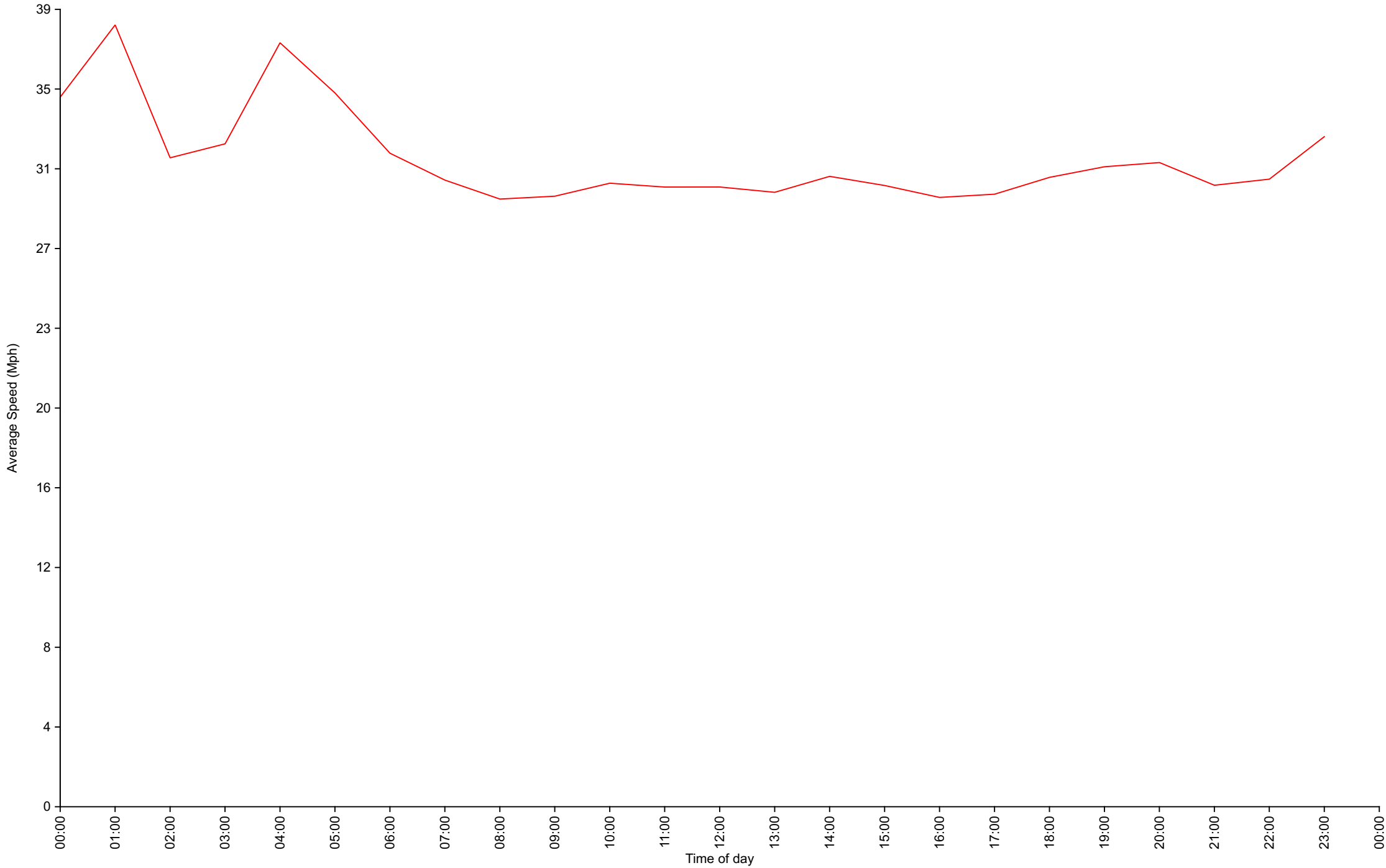
Daily Overview for Tue Apr 23 2024



Average Speed By Hour

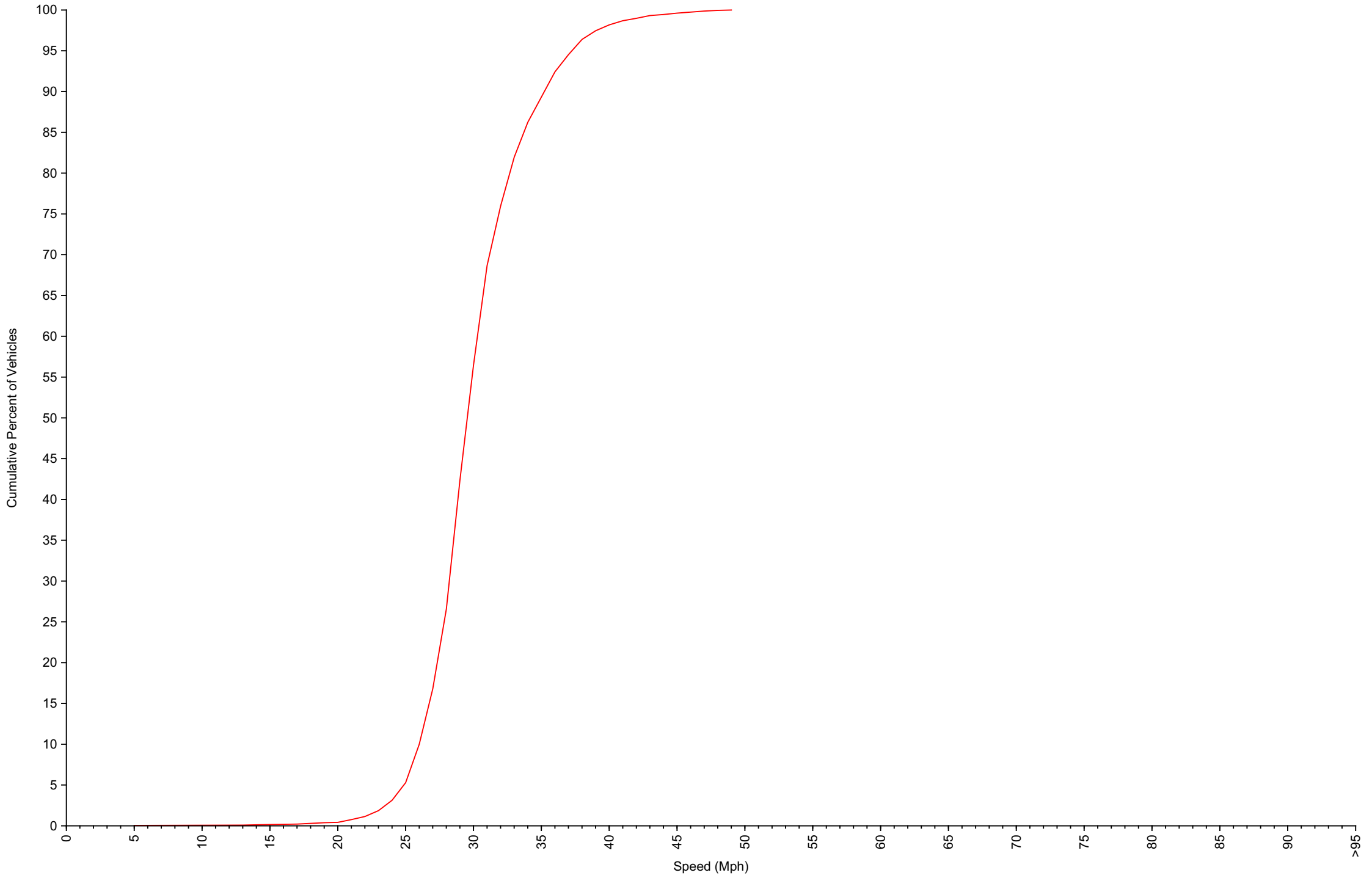
Daily Overview for Tue Apr 23 2024

(60 Minute Resolution)



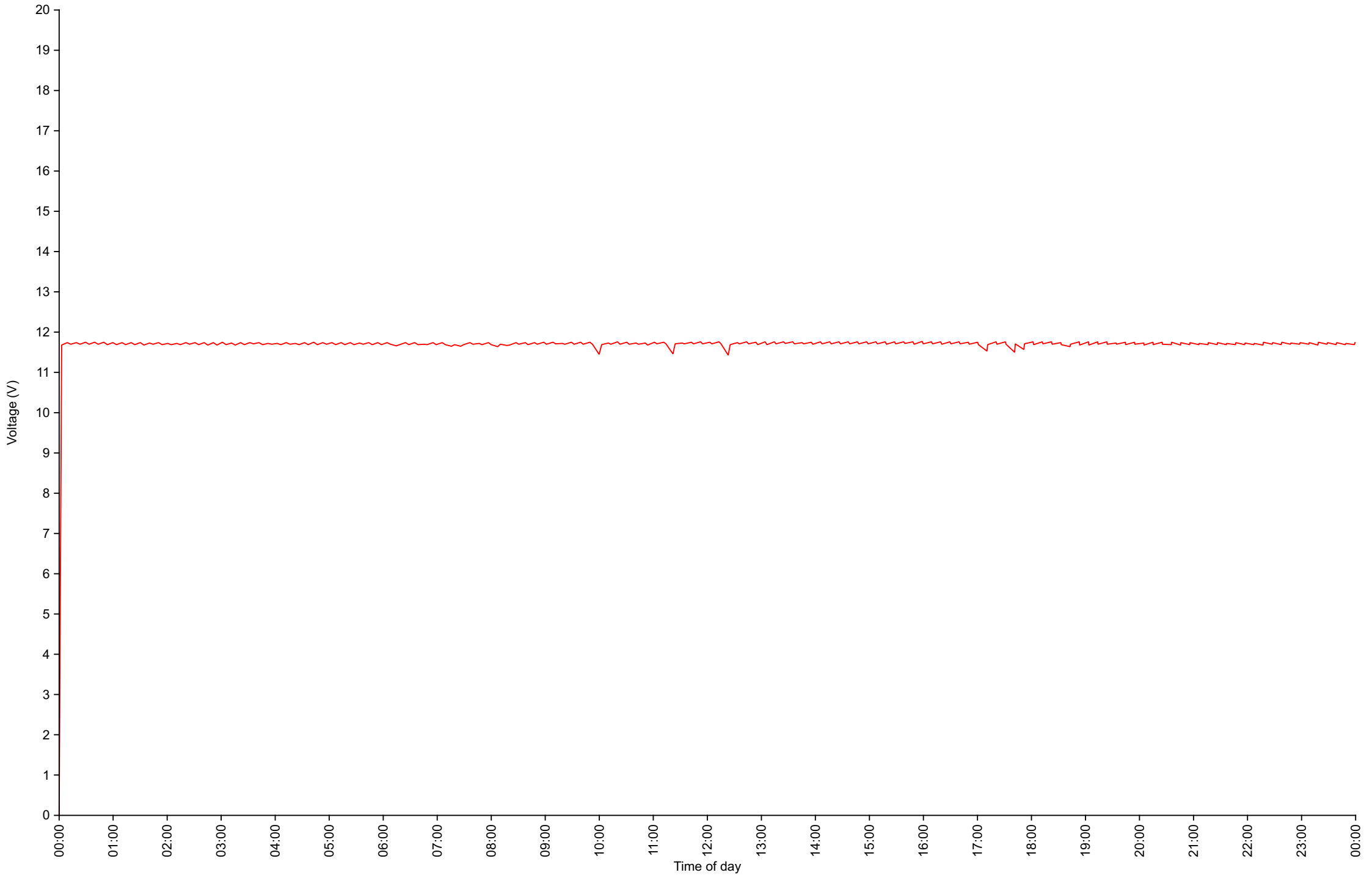
Cumulative Speed Distribution Curve

Daily Overview for Tue Apr 23 2024



Voltage

Daily Overview for Tue Apr 23 2024



Traffic Report - York Road

Daily Overview for Wed Apr 24 2024

Vehicle Speed Classes (Mph)

	<15	15 20	20 25	25 30	30 35	35 40	40 45	45 50	50 55	55 60	60 65	65 70	>70	Total	85th Percentile
00:00	0	0	0	0	3	0	1	0	0	0	0	0	0	4	35.2
01:00	0	0	0	2	0	0	1	0	0	0	0	0	0	3	35.0
02:00	0	0	0	1	0	0	0	0	0	0	0	0	0	1	28.7
03:00	0	0	0	0	0	0	1	0	0	0	0	0	0	1	41.2
04:00	0	0	0	0	1	3	1	0	0	0	0	0	0	5	38.0
05:00	0	0	1	10	10	5	5	2	0	0	0	0	0	33	41.3
06:00	0	0	1	15	35	9	0	1	0	0	0	0	0	61	34.4
07:00	3	3	4	74	71	19	1	0	0	0	0	0	0	175	32.8
08:00	0	1	5	74	68	12	1	0	0	0	0	0	0	161	31.9
09:00	1	3	20	56	46	7	1	0	0	0	0	0	0	134	32.2
10:00	1	0	17	46	40	7	2	0	0	0	0	0	0	113	32.5
11:00	0	1	3	66	47	9	3	0	0	0	0	0	0	129	32.8
12:00	0	1	2	60	50	12	8	0	0	0	0	0	0	133	34.0
13:00	0	0	2	63	50	27	2	1	0	0	0	0	0	145	34.8
14:00	0	1	1	64	61	14	1	0	0	0	0	0	0	142	33.4
15:00	0	1	5	62	65	14	2	0	0	0	0	0	0	149	32.7
16:00	0	1	3	76	83	17	2	0	0	0	0	0	0	182	33.2
17:00	0	1	4	93	87	23	3	0	0	0	0	0	0	211	33.2
18:00	0	2	1	63	77	19	3	0	0	0	0	0	0	165	33.6
19:00	0	0	1	37	63	14	3	0	0	0	0	0	0	118	33.9
20:00	0	0	0	23	34	7	4	0	0	0	0	0	0	68	34.4
21:00	0	1	1	10	16	6	5	1	1	0	1	0	0	42	40.7
22:00	0	0	0	17	13	6	1	0	0	0	0	0	0	37	34.7
23:00	0	1	0	4	4	3	0	1	0	0	0	0	0	13	35.5
AM Total	5	8	51	344	321	71	17	3	0	0	0	0	0		
PM Total	0	9	20	572	603	162	34	3	1	0	1	0	0		
Total	5	17	71	916	924	233	51	6	1	0	1	0	0		
Percent	0.22%	0.76%	3.19%	41.17%	41.53%	10.47%	2.29%	0.27%	0.04%	0.00%	0.04%	0.00%	0.00%		

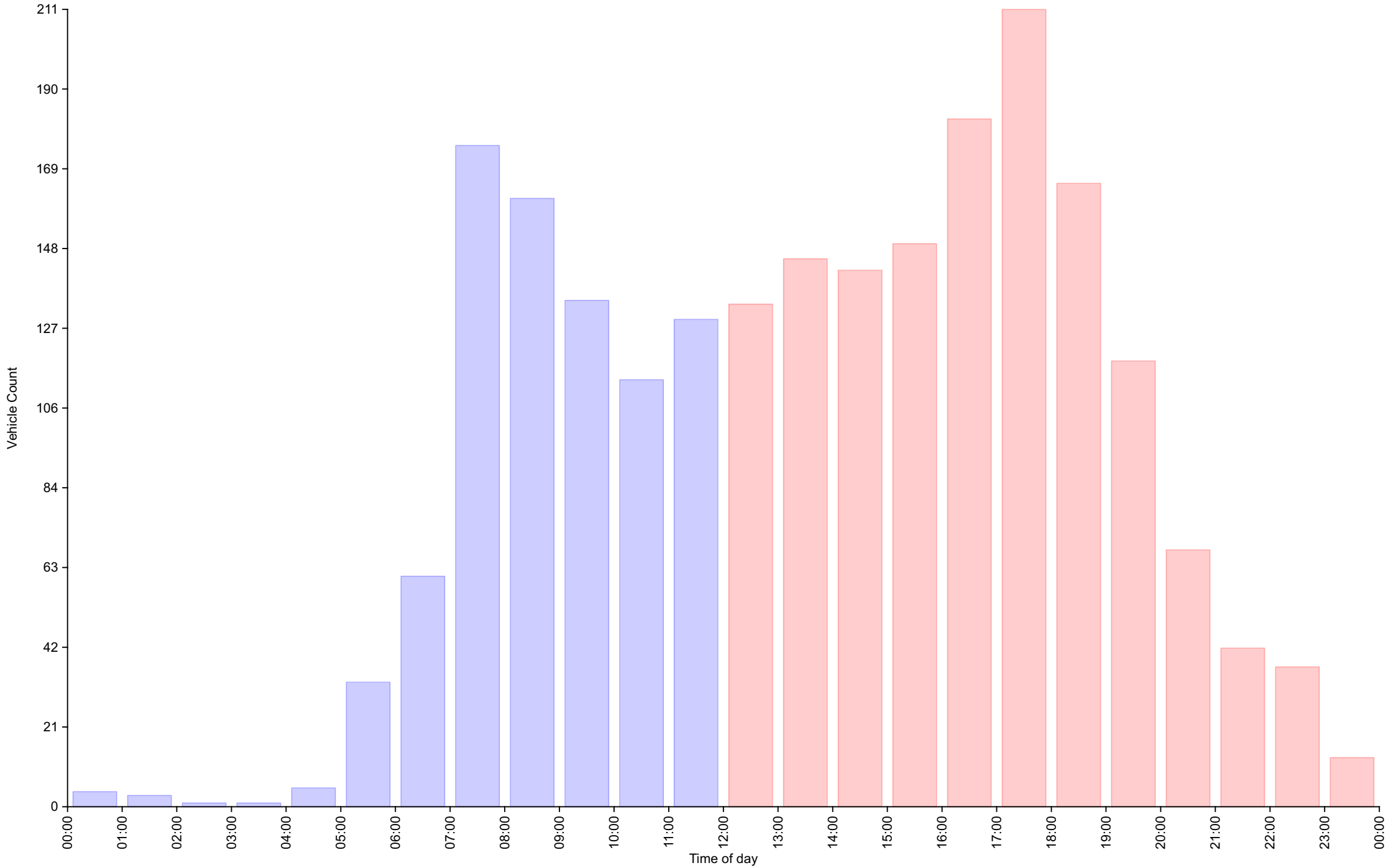
Time of day

Total Vehicles : 2225
 30th Percentile : 28.0 MPH
 50th Percentile : 29.4 MPH
 85th Percentile : 33.6 MPH
 95th Percentile : 36.9 MPH
 Average Speed : 30.3 MPH
 Highest Speed : 60.2 MPH
 Total Over Speed Limit : 54.7 % (1216 / 2225)

Vehicle Counts By Hour

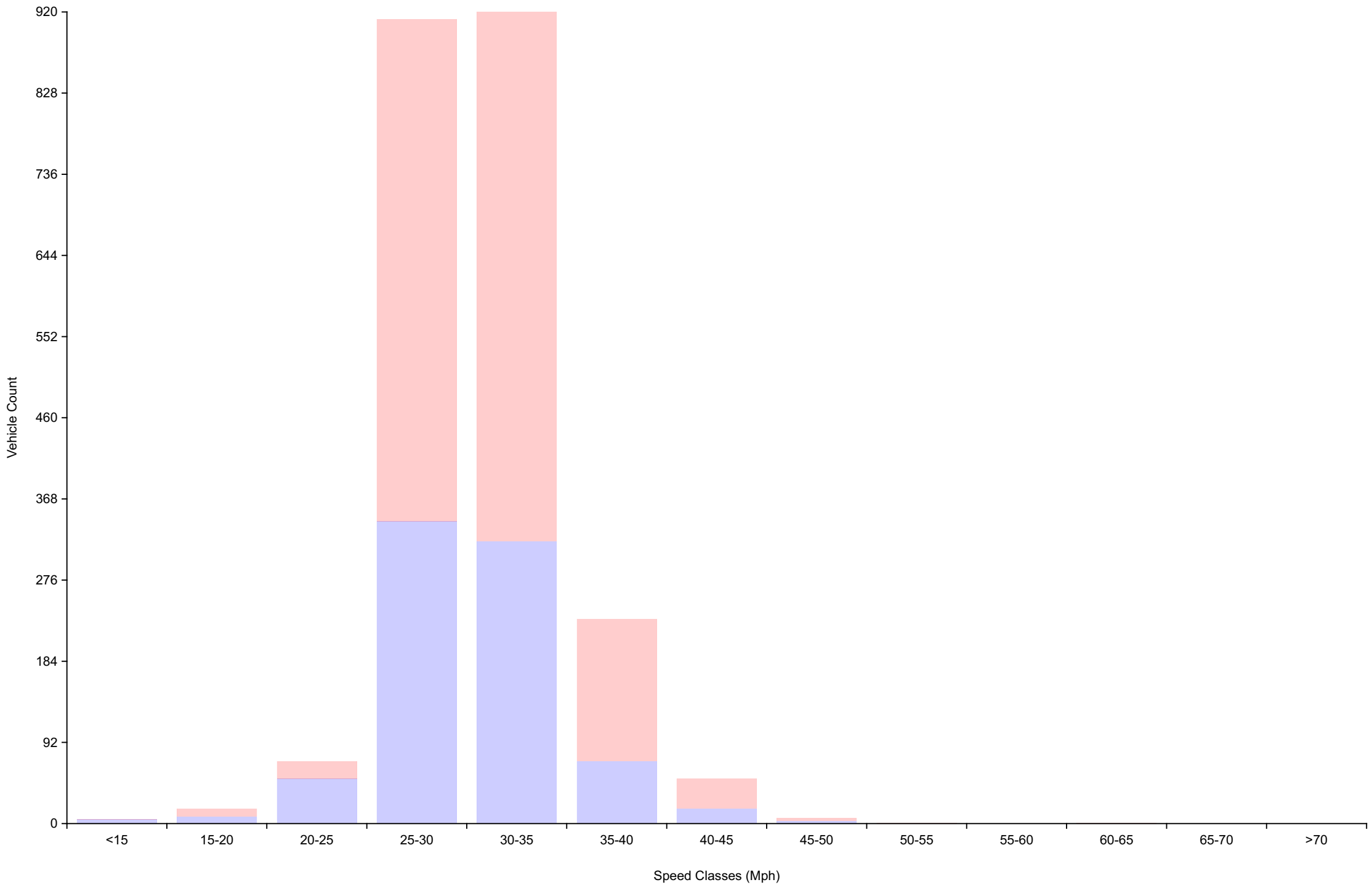
Daily Overview for Wed Apr 24 2024

(60 Minute Resolution)



Vehicle Counts By Speed Class

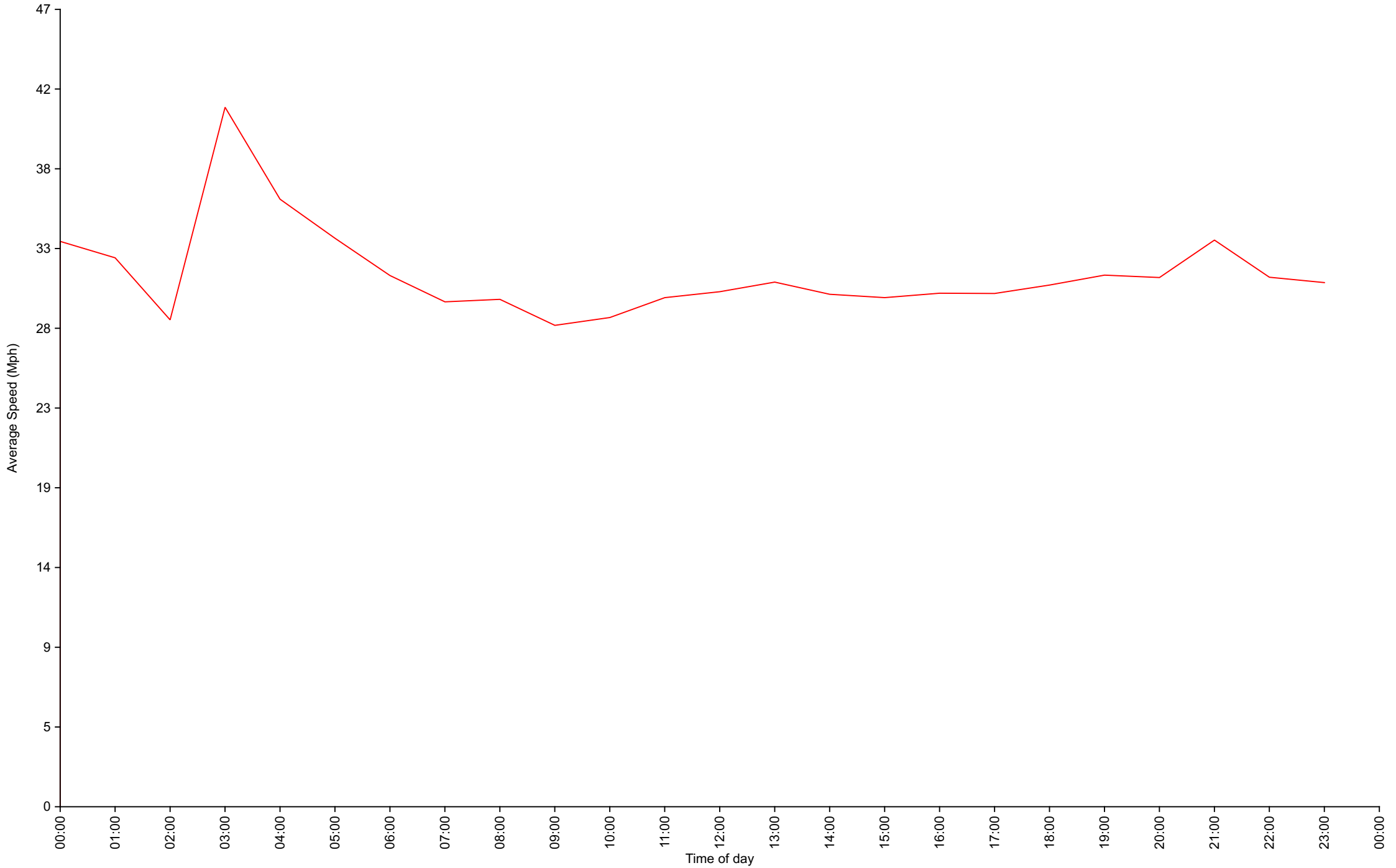
Daily Overview for Wed Apr 24 2024



Average Speed By Hour

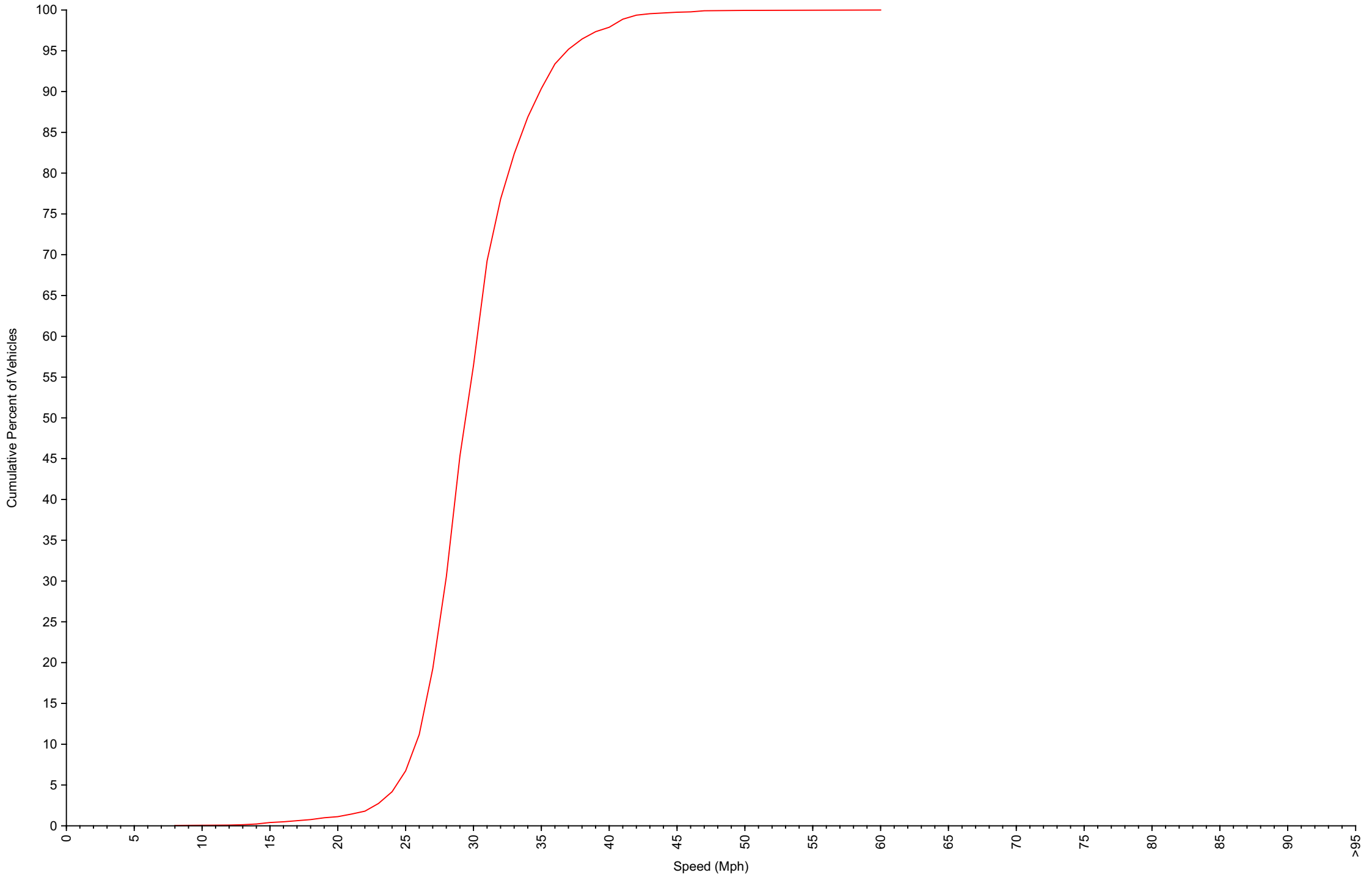
Daily Overview for Wed Apr 24 2024

(60 Minute Resolution)



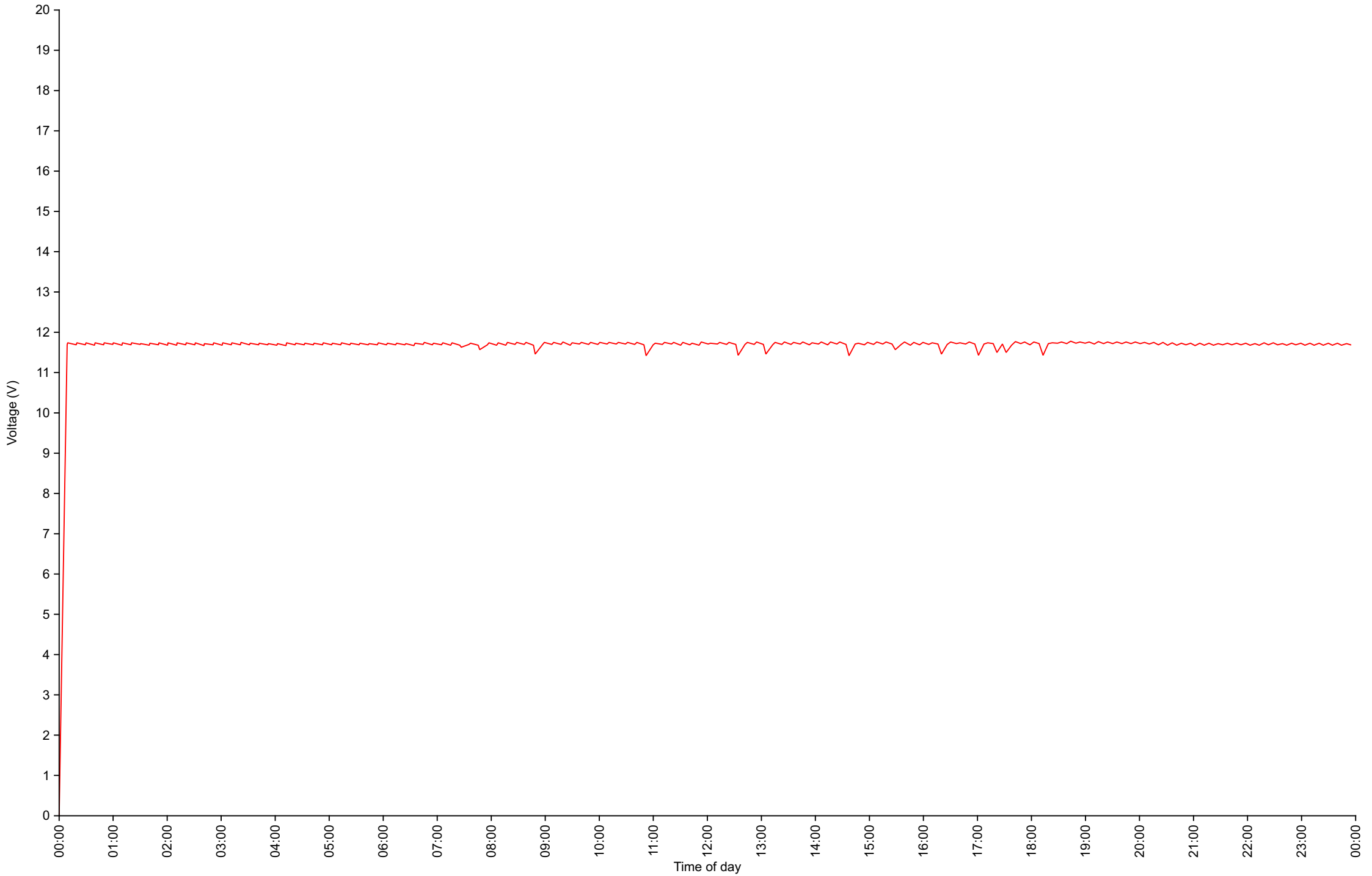
Cumulative Speed Distribution Curve

Daily Overview for Wed Apr 24 2024



Voltage

Daily Overview for Wed Apr 24 2024



Traffic Report - York Road

Daily Overview for Thu Apr 25 2024

Vehicle Speed Classes (Mph)

	<15	15 20	20 25	25 30	30 35	35 40	40 45	45 50	50 55	55 60	60 65	65 70	>70	Total	85th Percentile
00:00	0	0	0	1	1	0	0	0	0	0	0	0	0	2	31.8
01:00	0	0	0	2	1	0	1	0	0	0	0	0	0	4	34.0
02:00	0	0	0	0	3	0	1	0	0	0	0	0	0	4	37.0
03:00	0	0	0	0	0	1	0	1	0	0	0	0	0	2	43.9
04:00	0	0	0	0	3	1	0	1	0	0	0	0	0	5	39.5
05:00	1	0	1	14	11	10	4	1	0	0	0	0	0	42	36.6
06:00	0	0	0	22	26	9	2	1	0	0	0	0	0	60	36.0
07:00	0	0	3	72	78	13	1	0	0	0	0	0	0	167	32.2
08:00	0	0	5	106	56	7	3	0	0	0	0	0	0	177	31.5
09:00	1	0	0	69	50	8	3	0	0	0	0	0	0	131	32.3
10:00	0	0	5	44	52	15	1	0	0	0	0	0	0	117	33.8
11:00	0	0	1	53	53	19	3	0	0	0	0	0	0	129	34.5
12:00	0	0	4	44	61	16	4	0	0	0	0	0	0	129	34.1
13:00	0	0	2	49	71	14	0	1	0	0	0	0	0	137	33.1
14:00	0	1	6	66	72	11	3	1	0	0	0	0	0	160	32.7
15:00	0	0	3	63	73	13	5	1	0	0	0	0	0	158	33.3
16:00	0	1	3	89	80	15	0	0	0	0	0	0	0	188	32.4
17:00	0	0	8	123	78	12	2	0	0	0	0	0	0	223	31.8
18:00	0	0	3	58	56	14	1	1	0	0	0	0	0	133	33.0
19:00	0	0	1	34	51	15	1	0	0	0	0	0	0	102	34.2
20:00	0	0	2	34	33	11	2	0	1	0	0	0	0	83	35.3
21:00	0	1	1	16	26	6	0	2	0	0	0	0	0	52	34.1
22:00	0	0	1	20	14	8	3	0	0	0	0	0	0	46	36.0
23:00	0	0	0	6	5	4	3	0	0	0	0	0	0	18	39.6
AM Total	2	0	15	383	334	83	19	4	0	0	0	0	0		
PM Total	0	3	34	602	620	139	24	6	1	0	0	0	0		
Total	2	3	49	985	954	222	43	10	1	0	0	0	0		
Percent	0.09%	0.13%	2.16%	43.41%	42.04%	9.78%	1.90%	0.44%	0.04%	0.00%	0.00%	0.00%	0.00%		

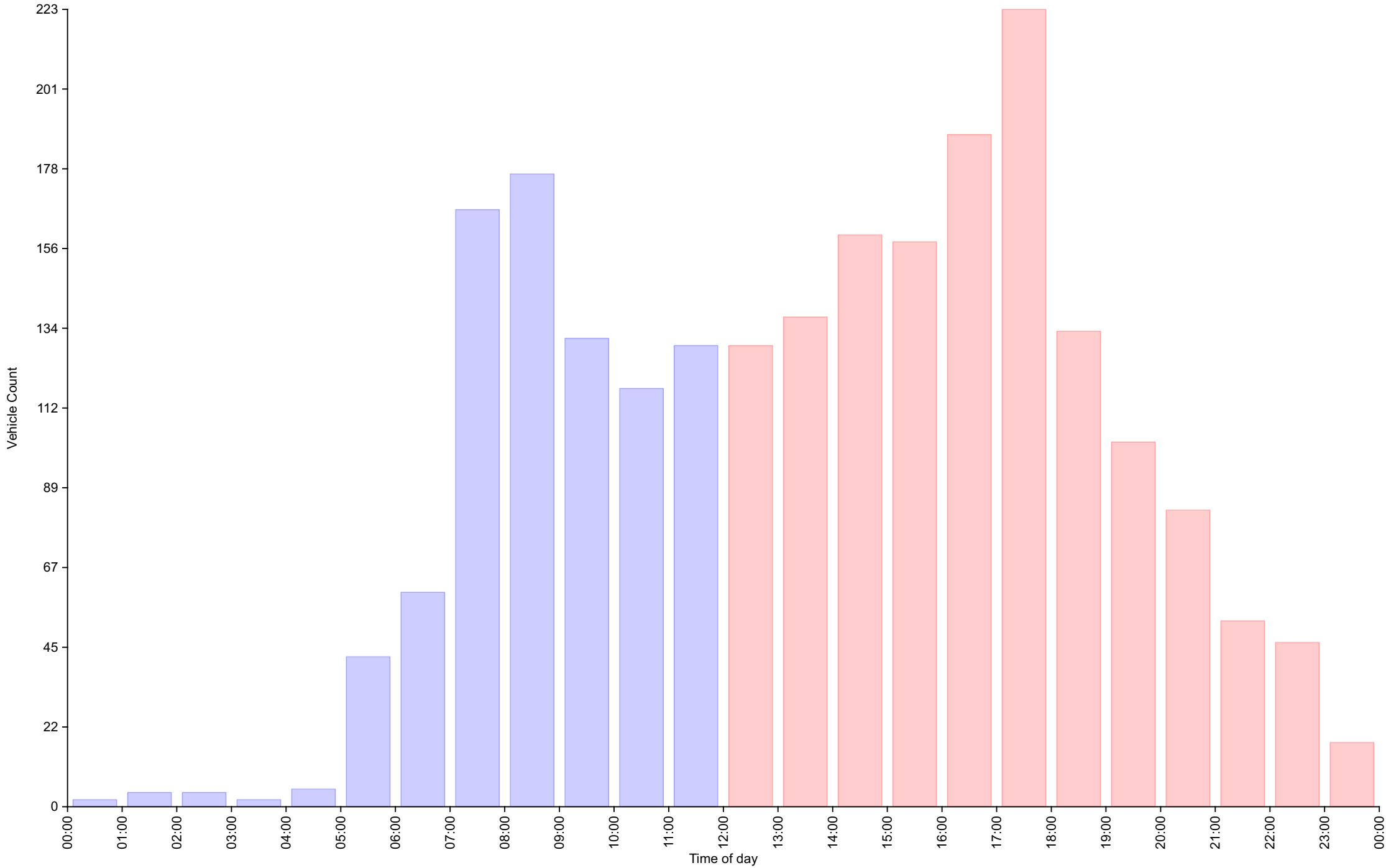
Time of day

Total Vehicles : 2269
 30th Percentile : 28.0 MPH
 50th Percentile : 29.3 MPH
 85th Percentile : 33.3 MPH
 95th Percentile : 37.1 MPH
 Average Speed : 30.4 MPH
 Highest Speed : 51.5 MPH
 Total Over Speed Limit : 54.2 % (1230 / 2269)

Vehicle Counts By Hour

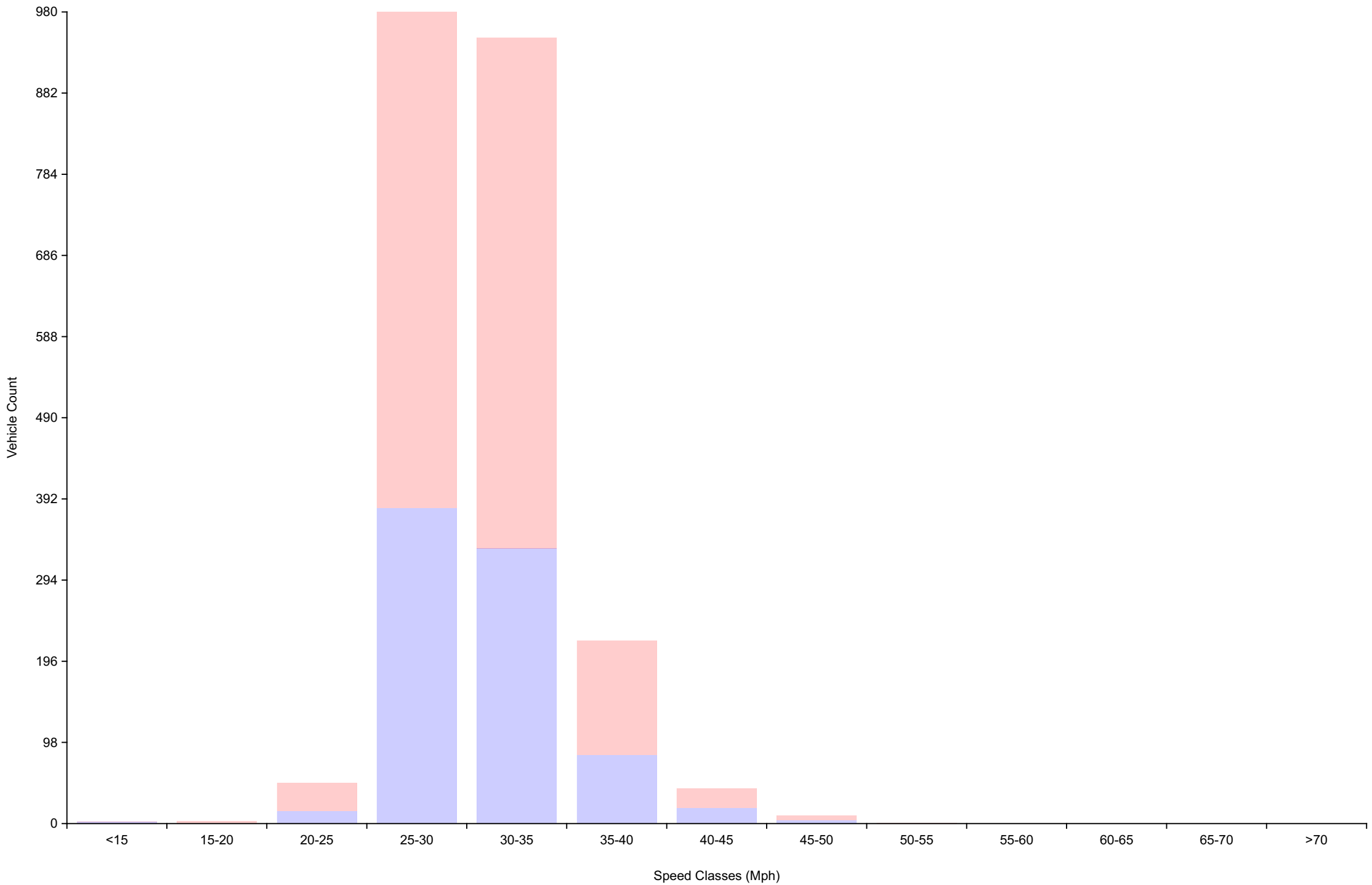
Daily Overview for Thu Apr 25 2024

(60 Minute Resolution)



Vehicle Counts By Speed Class

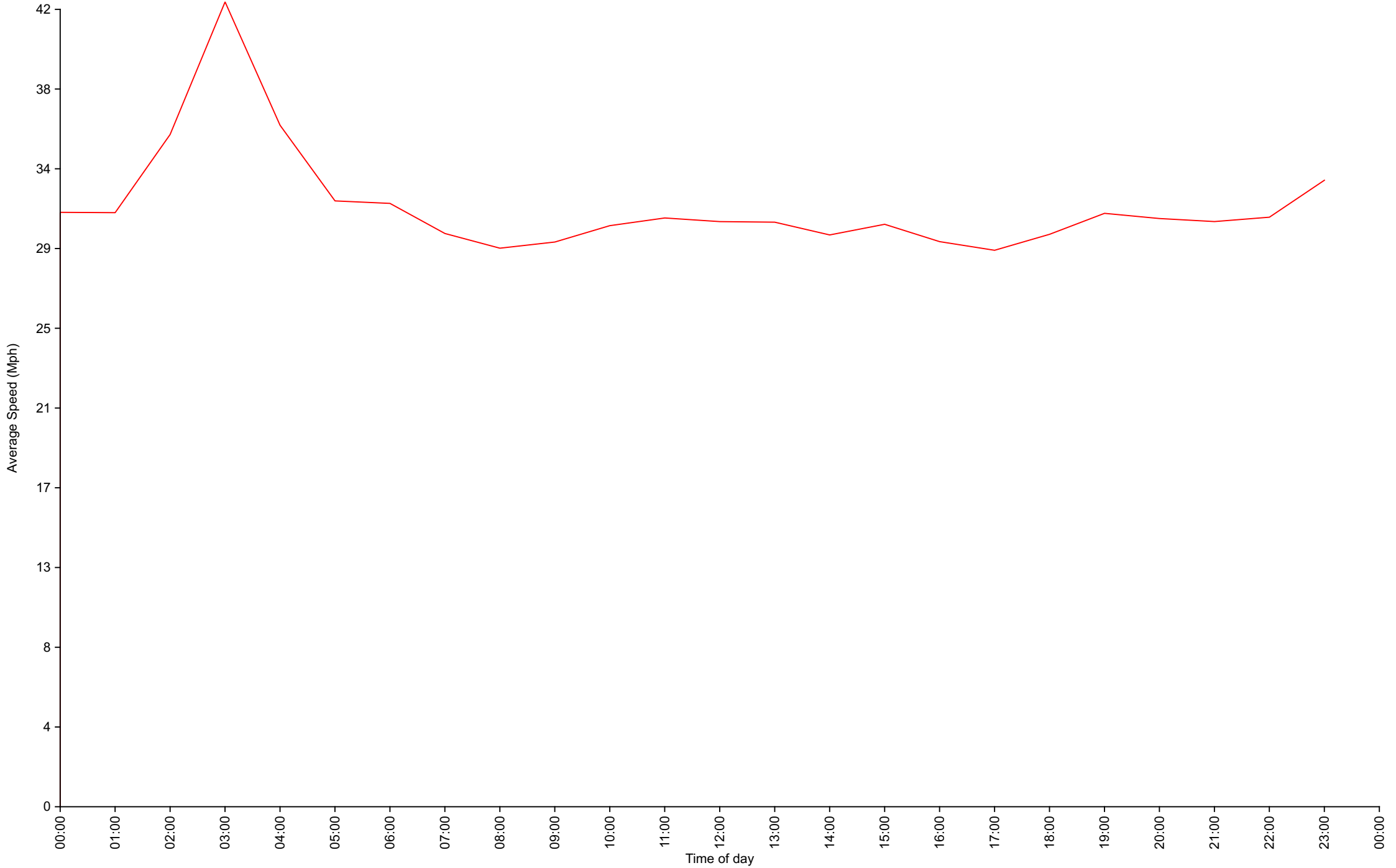
Daily Overview for Thu Apr 25 2024



Average Speed By Hour

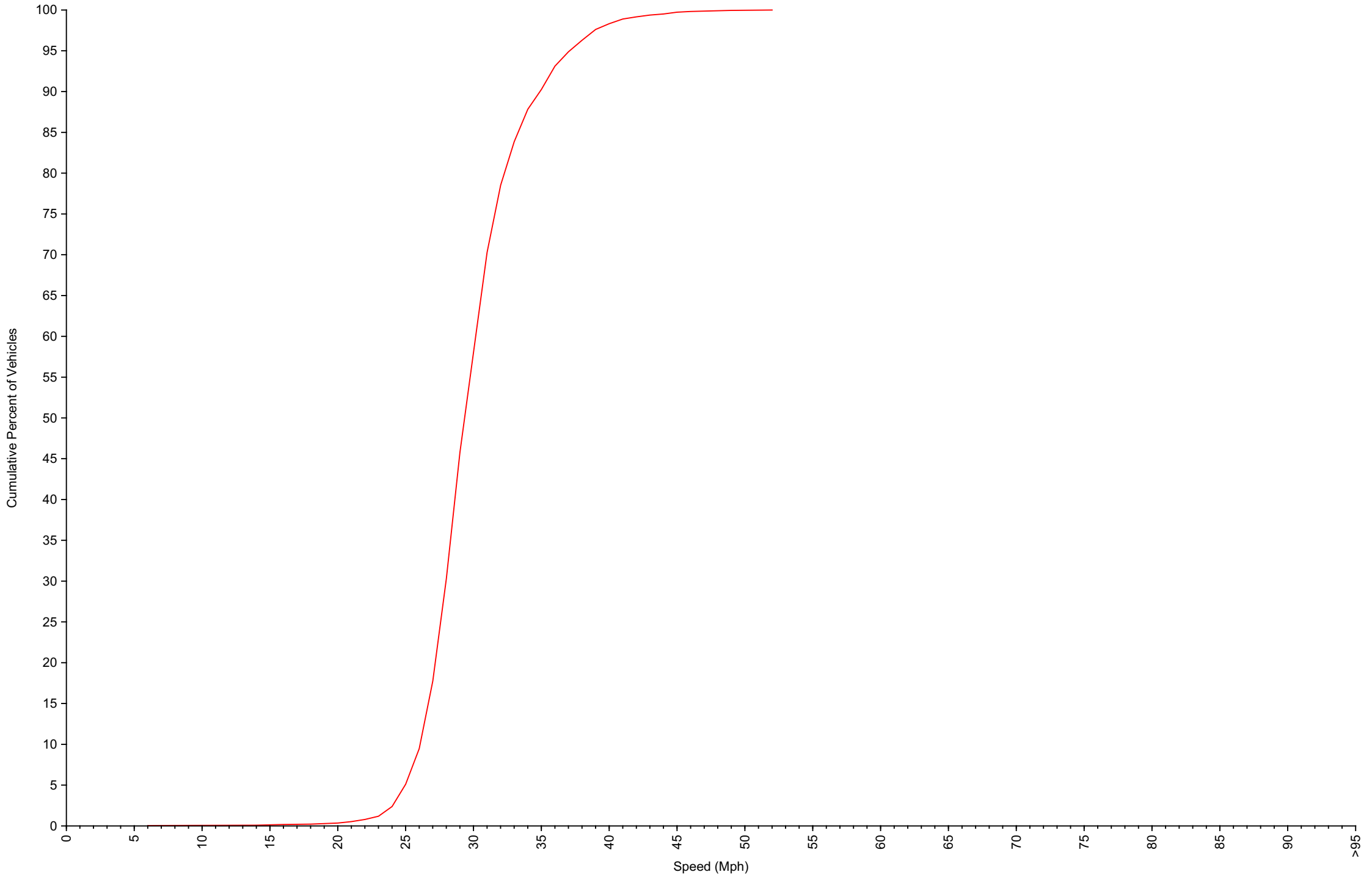
Daily Overview for Thu Apr 25 2024

(60 Minute Resolution)



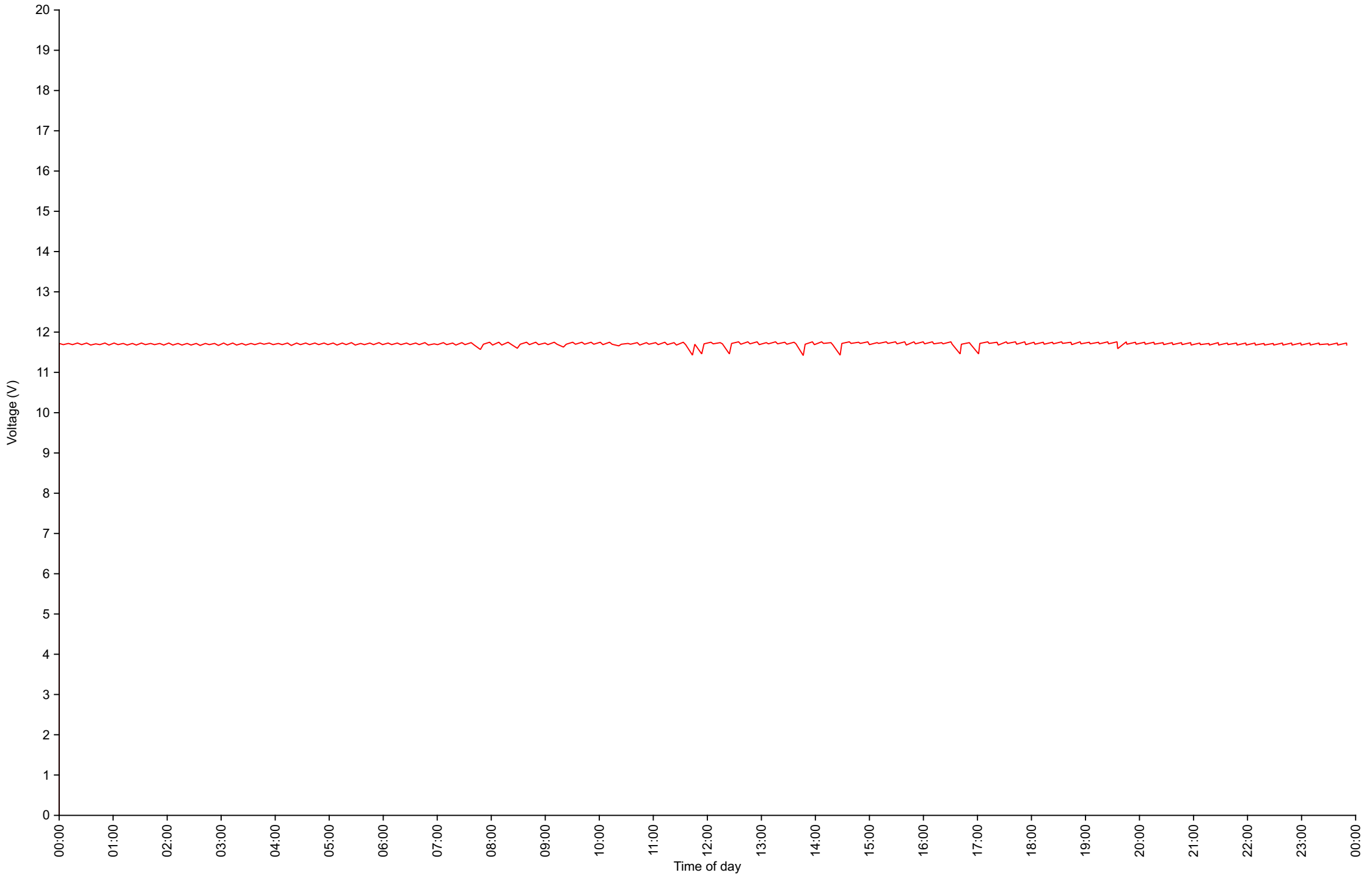
Cumulative Speed Distribution Curve

Daily Overview for Thu Apr 25 2024



Voltage

Daily Overview for Thu Apr 25 2024



Traffic Report - York Road

Daily Overview for Fri Apr 26 2024

Vehicle Speed Classes (Mph)

	<15	15 20	20 25	25 30	30 35	35 40	40 45	45 50	50 55	55 60	60 65	65 70	>70	Total	85th Percentile
00:00	0	0	1	3	3	0	0	0	0	0	0	0	0	7	30.5
01:00	0	0	0	0	0	1	0	0	0	0	0	0	0	1	35.9
02:00	0	0	0	0	0	0	1	0	0	0	0	0	0	1	43.1
03:00	0	0	0	0	1	0	0	0	0	0	0	0	0	1	30.5
04:00	0	0	1	2	3	1	2	0	0	0	0	0	0	9	38.9
05:00	0	0	2	7	15	8	2	1	0	0	0	0	0	35	37.4
06:00	0	1	0	21	27	9	6	1	0	0	0	0	0	65	36.1
07:00	0	0	0	61	68	27	4	0	0	0	0	0	0	160	35.0
08:00	0	0	2	71	70	11	1	1	0	0	0	0	0	156	32.4
09:00	0	1	0	54	67	16	2	0	0	0	0	0	0	140	33.7
10:00	0	0	1	44	72	16	1	0	0	0	0	0	0	134	33.7
11:00	0	0	2	49	75	11	0	0	0	0	0	0	0	137	33.0
12:00	0	0	5	67	72	19	7	0	0	0	0	0	0	170	34.1
13:00	0	1	2	68	66	14	3	2	0	0	0	0	0	156	33.3
14:00	0	2	4	64	83	19	3	0	0	0	0	0	0	175	33.5
15:00	0	0	1	72	67	18	1	0	0	0	0	0	0	159	33.0
16:00	0	1	2	68	88	20	4	0	0	0	0	0	0	183	33.7
17:00	0	0	4	104	82	14	4	1	0	0	0	0	0	209	32.2
18:00	0	0	3	56	58	27	10	1	0	0	0	0	0	155	36.7
19:00	0	0	1	35	57	11	8	0	1	0	0	0	0	113	34.8
20:00	0	1	1	23	33	8	1	0	0	0	0	0	0	67	33.6
21:00	0	0	1	24	17	1	0	1	0	0	0	0	0	44	32.1
22:00	0	0	1	13	21	8	0	2	0	0	0	0	0	45	36.1
23:00	0	0	0	5	15	5	0	1	0	0	0	0	0	26	36.5
AM Total	0	2	9	312	401	100	19	3	0	0	0	0	0		
PM Total	0	5	25	599	659	164	41	8	1	0	0	0	0		
Total	0	7	34	911	1060	264	60	11	1	0	0	0	0		
Percent	0.00%	0.30%	1.45%	38.80%	45.14%	11.24%	2.56%	0.47%	0.04%	0.00%	0.00%	0.00%	0.00%		

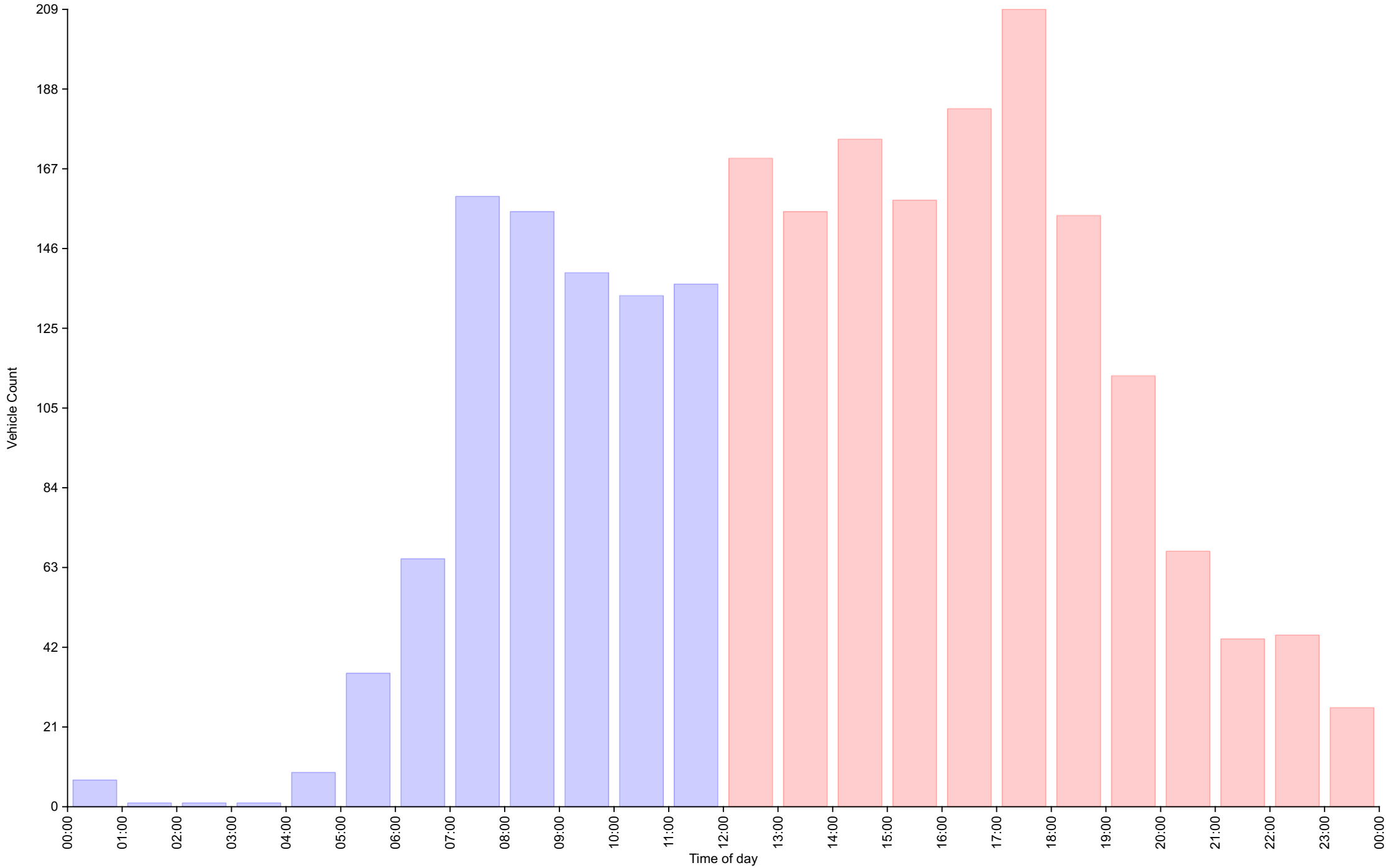
Time of day

Total Vehicles : 2348
 30th Percentile : 28.3 MPH
 50th Percentile : 29.8 MPH
 85th Percentile : 33.9 MPH
 95th Percentile : 37.5 MPH
 Average Speed : 30.8 MPH
 Highest Speed : 53.8 MPH
 Total Over Speed Limit : 59.5 % (1396 / 2348)

Vehicle Counts By Hour

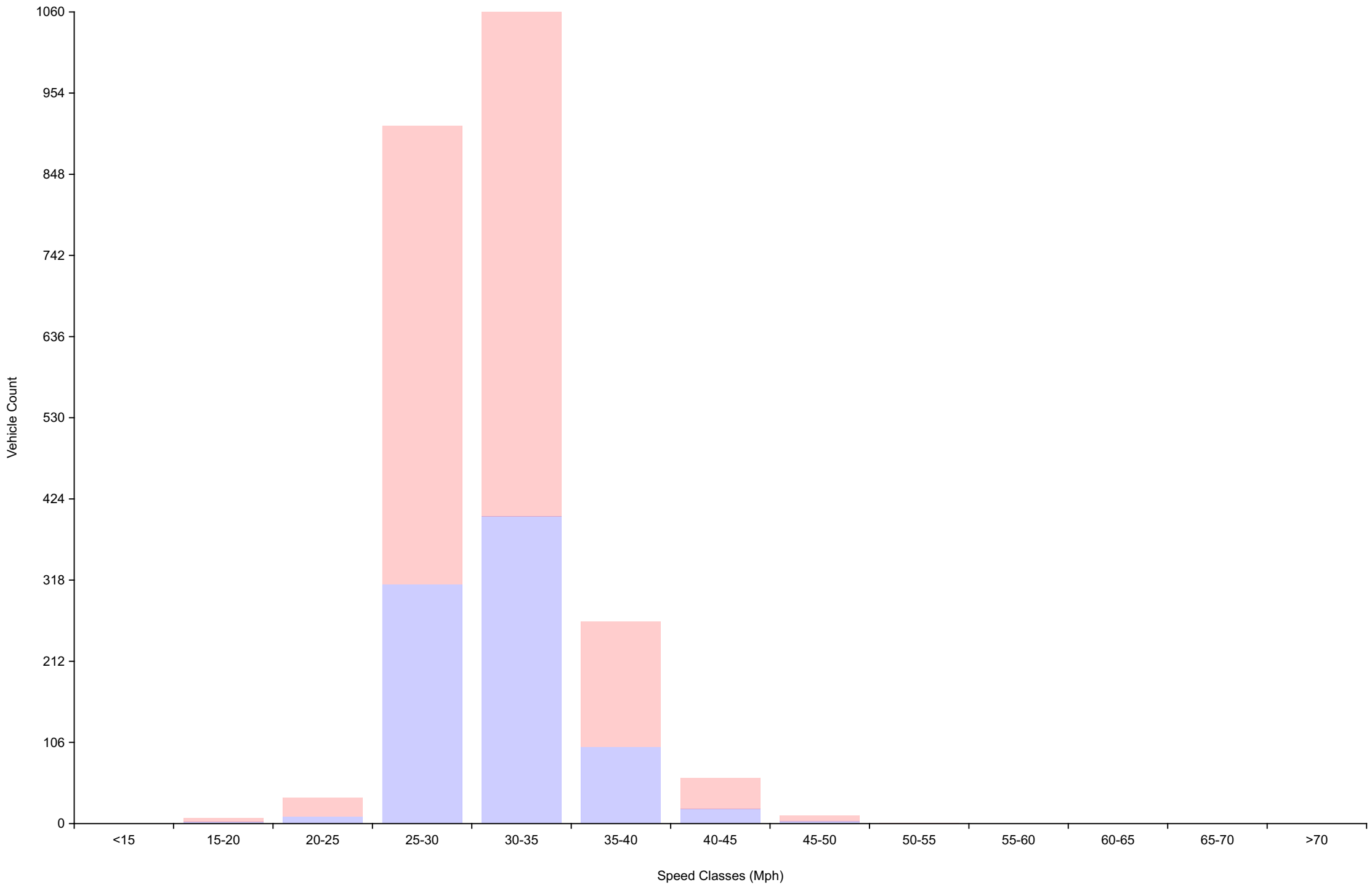
Daily Overview for Fri Apr 26 2024

(60 Minute Resolution)



Vehicle Counts By Speed Class

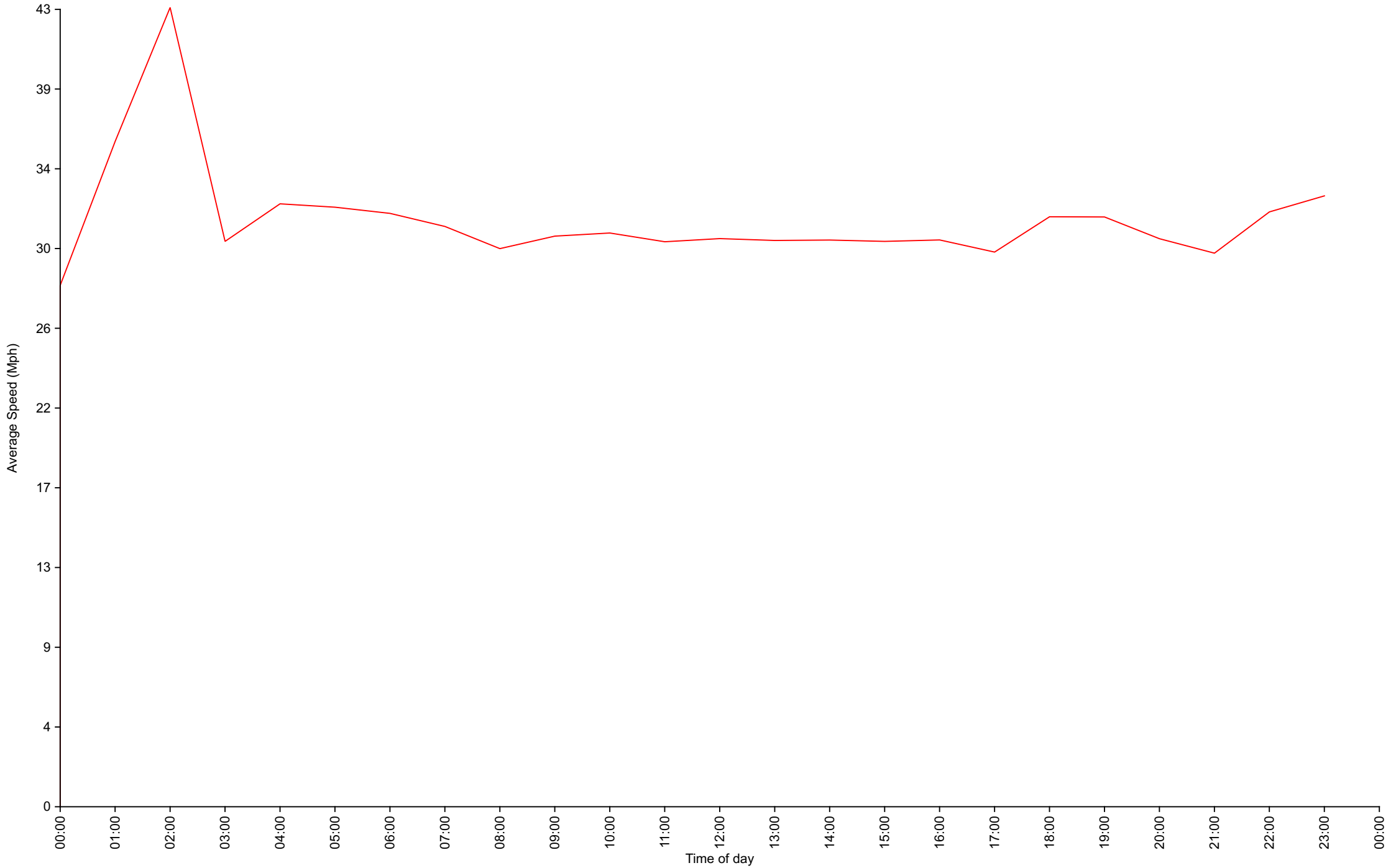
Daily Overview for Fri Apr 26 2024



Average Speed By Hour

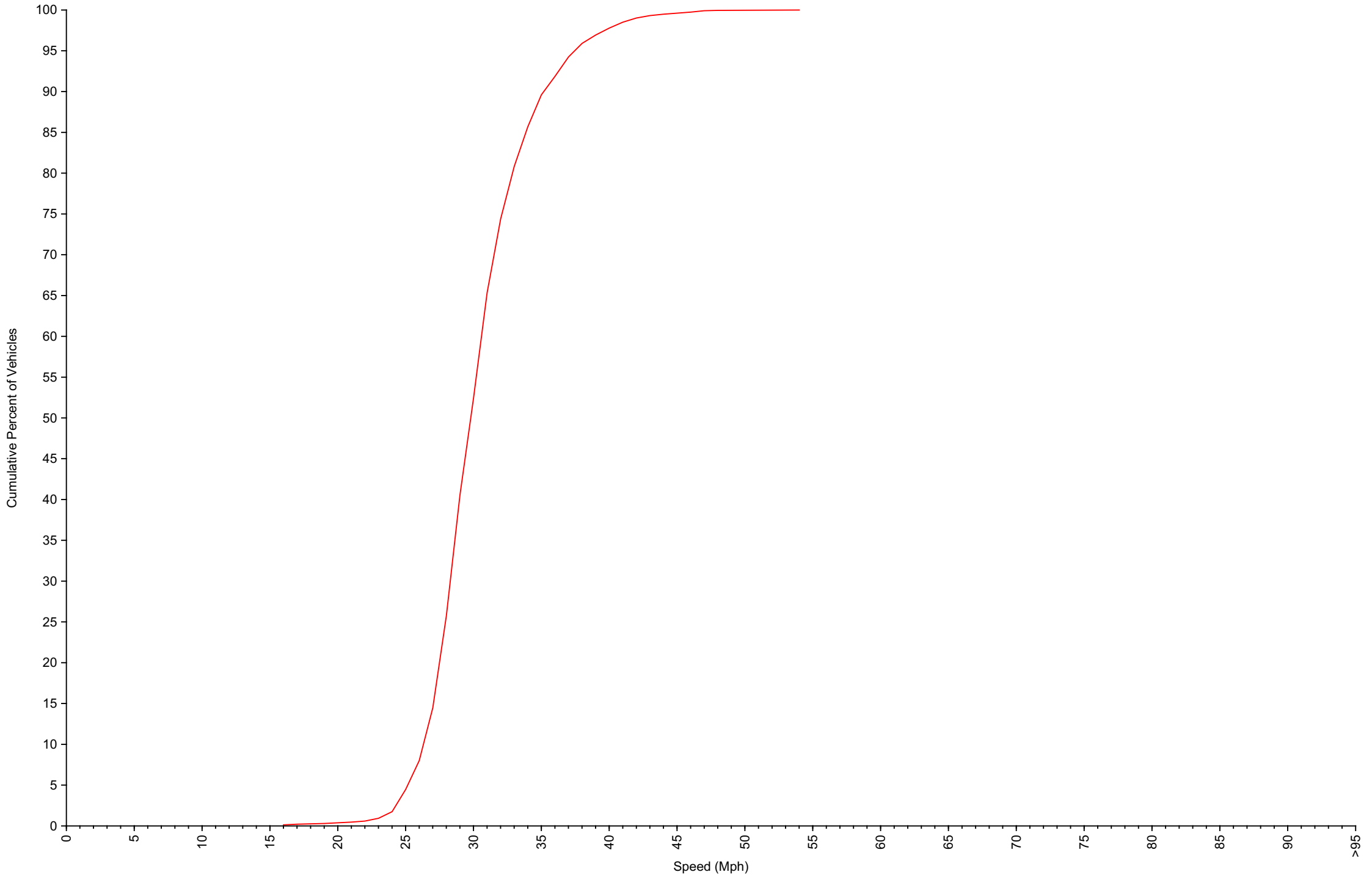
Daily Overview for Fri Apr 26 2024

(60 Minute Resolution)



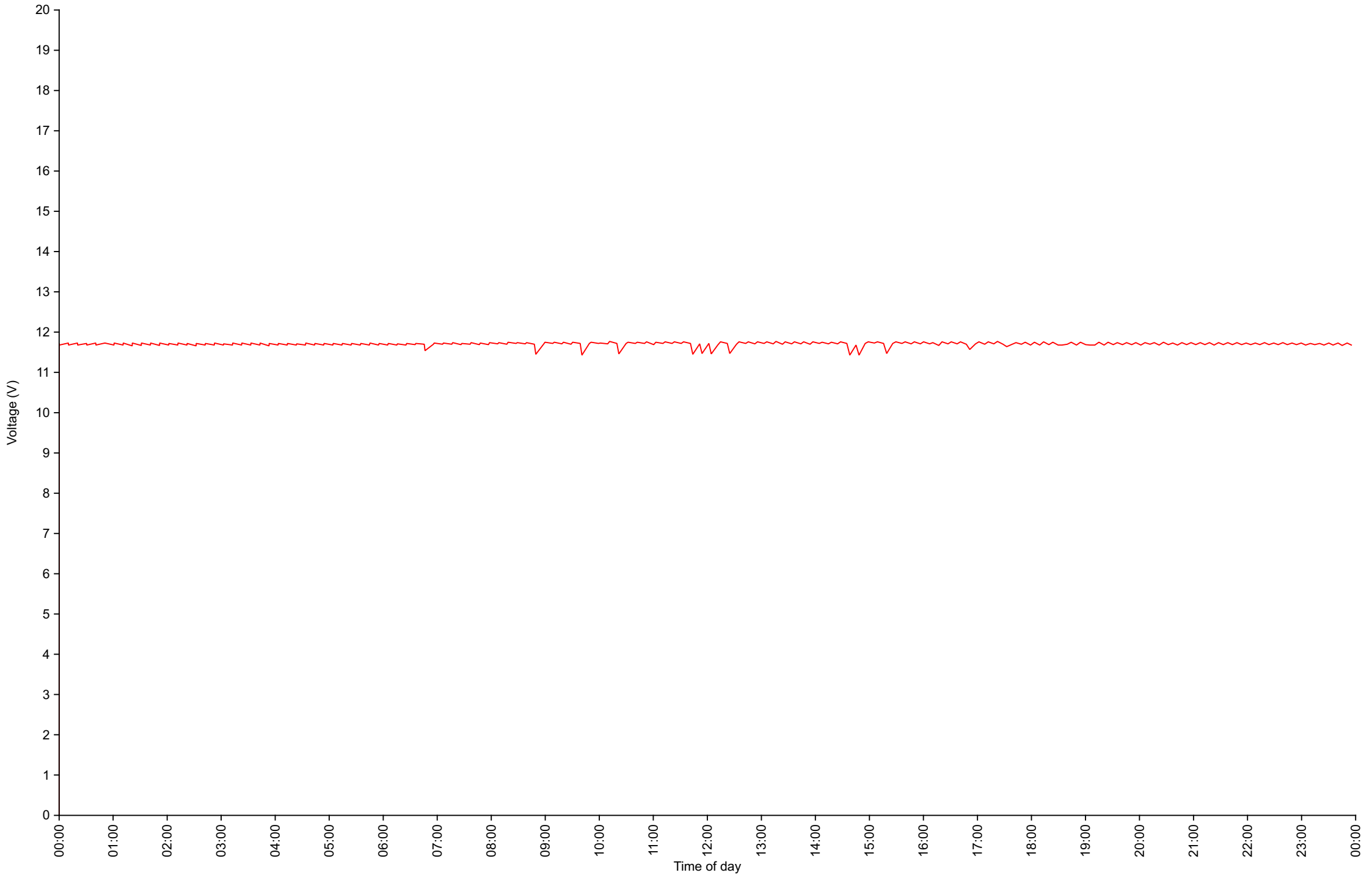
Cumulative Speed Distribution Curve

Daily Overview for Fri Apr 26 2024



Voltage

Daily Overview for Fri Apr 26 2024



Traffic Report - York Road

Daily Overview for Sat Apr 27 2024

Vehicle Speed Classes (Mph)

	<15	15 20	20 25	25 30	30 35	35 40	40 45	45 50	50 55	55 60	60 65	65 70	>70	Total	85th Percentile
00:00	0	0	0	6	12	1	3	0	0	0	0	0	0	22	36.8
01:00	0	0	0	5	6	0	0	1	0	0	0	0	0	12	33.2
02:00	0	0	0	1	1	1	0	1	0	0	0	0	0	4	40.0
03:00	0	0	0	2	3	2	0	1	0	0	0	0	0	8	36.8
04:00	0	0	0	2	2	1	0	1	0	0	0	0	0	6	39.9
05:00	0	0	1	8	8	2	1	0	0	0	0	0	0	20	33.0
06:00	0	0	0	12	10	3	2	1	0	0	0	0	0	28	36.4
07:00	0	0	0	16	19	7	0	0	0	0	0	0	0	42	34.2
08:00	0	0	0	45	43	9	2	0	0	1	0	0	0	100	32.9
09:00	0	2	1	54	51	12	2	0	0	0	0	0	0	122	33.3
10:00	0	0	1	58	60	17	2	1	0	0	0	0	0	139	33.7
11:00	0	1	1	77	76	14	3	0	0	0	0	0	0	172	32.9
12:00	0	0	3	55	77	20	4	1	0	0	0	0	0	160	34.1
13:00	0	0	2	60	79	17	2	0	0	0	0	0	0	160	33.6
14:00	0	1	1	58	84	24	1	1	0	0	0	0	0	170	34.1
15:00	0	1	1	63	64	17	3	0	0	0	0	0	0	149	33.6
16:00	0	0	8	60	53	18	5	0	0	0	0	0	0	144	34.2
17:00	0	0	2	60	75	25	5	2	0	0	0	0	0	169	35.3
18:00	0	1	2	38	42	16	7	0	0	0	0	0	0	106	35.6
19:00	0	0	0	21	49	13	3	0	0	0	0	0	0	86	34.6
20:00	0	0	0	28	25	12	4	1	0	0	0	0	0	70	36.3
21:00	0	0	3	21	22	7	1	1	0	0	0	0	0	55	34.4
22:00	0	0	0	16	23	6	4	0	0	0	0	0	0	49	35.3
23:00	0	0	0	8	13	3	3	0	1	0	0	0	0	28	36.9
AM Total	0	3	4	286	291	69	15	6	0	1	0	0	0		
PM Total	0	3	22	488	606	178	42	6	1	0	0	0	0		
Total	0	6	26	774	897	247	57	12	1	1	0	0	0		
Percent	0.00%	0.30%	1.29%	38.30%	44.38%	12.22%	2.82%	0.59%	0.05%	0.05%	0.00%	0.00%	0.00%		

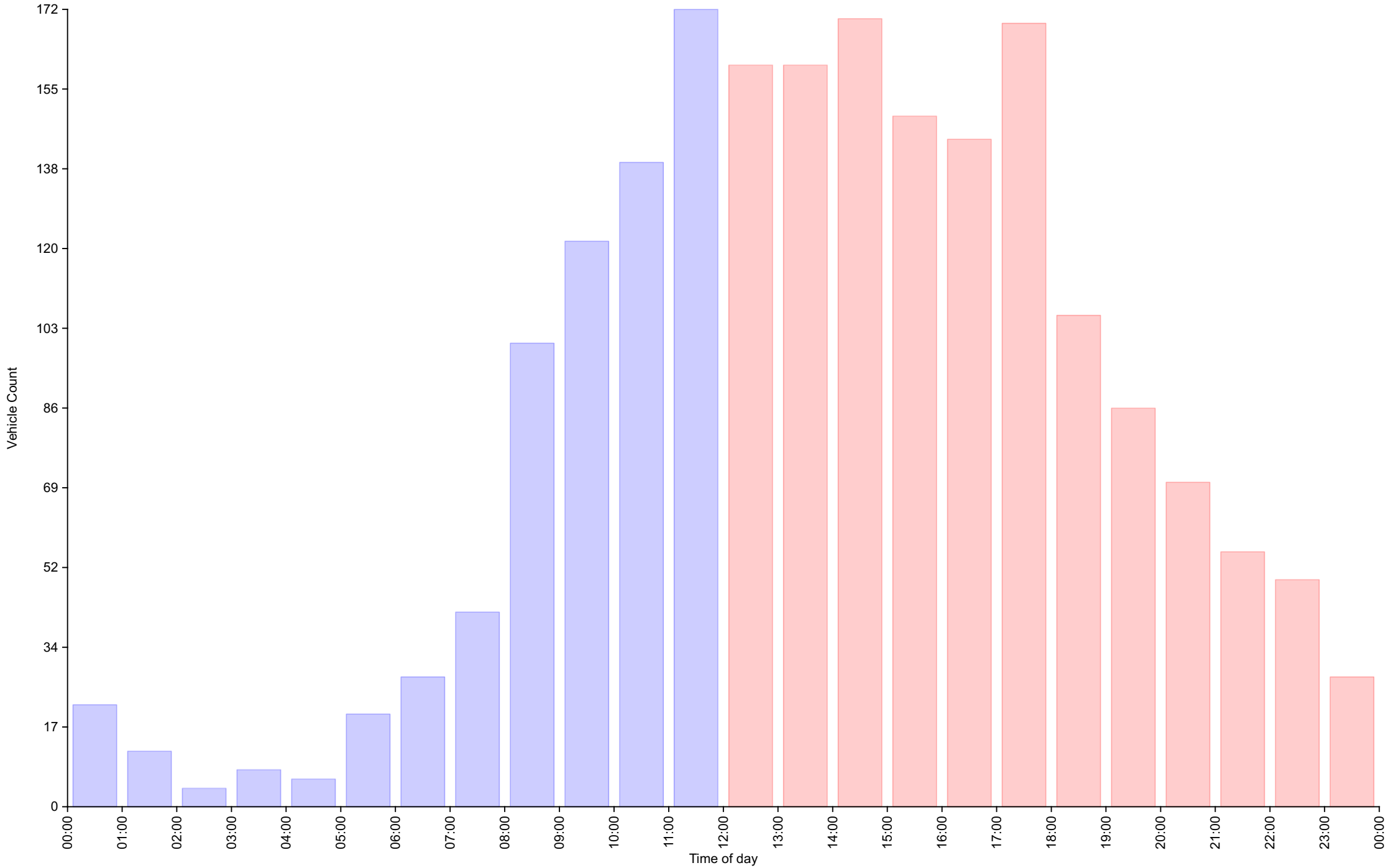
Time of day

Total Vehicles : 2021
 30th Percentile : 28.3 MPH
 50th Percentile : 29.9 MPH
 85th Percentile : 34.2 MPH
 95th Percentile : 37.9 MPH
 Average Speed : 31.0 MPH
 Highest Speed : 55.6 MPH
 Total Over Speed Limit : 60.1 % (1215 / 2021)

Vehicle Counts By Hour

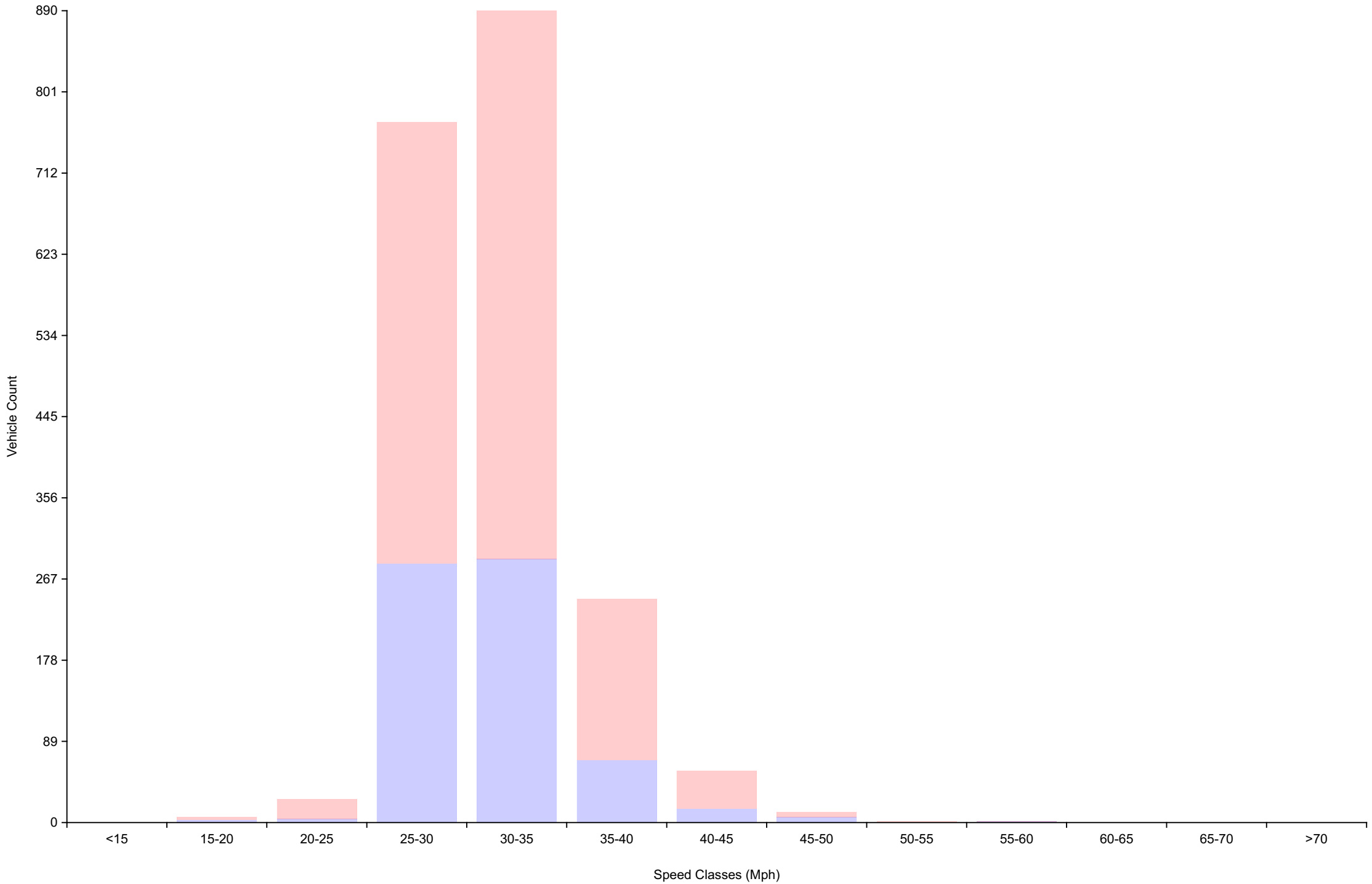
Daily Overview for Sat Apr 27 2024

(60 Minute Resolution)



Vehicle Counts By Speed Class

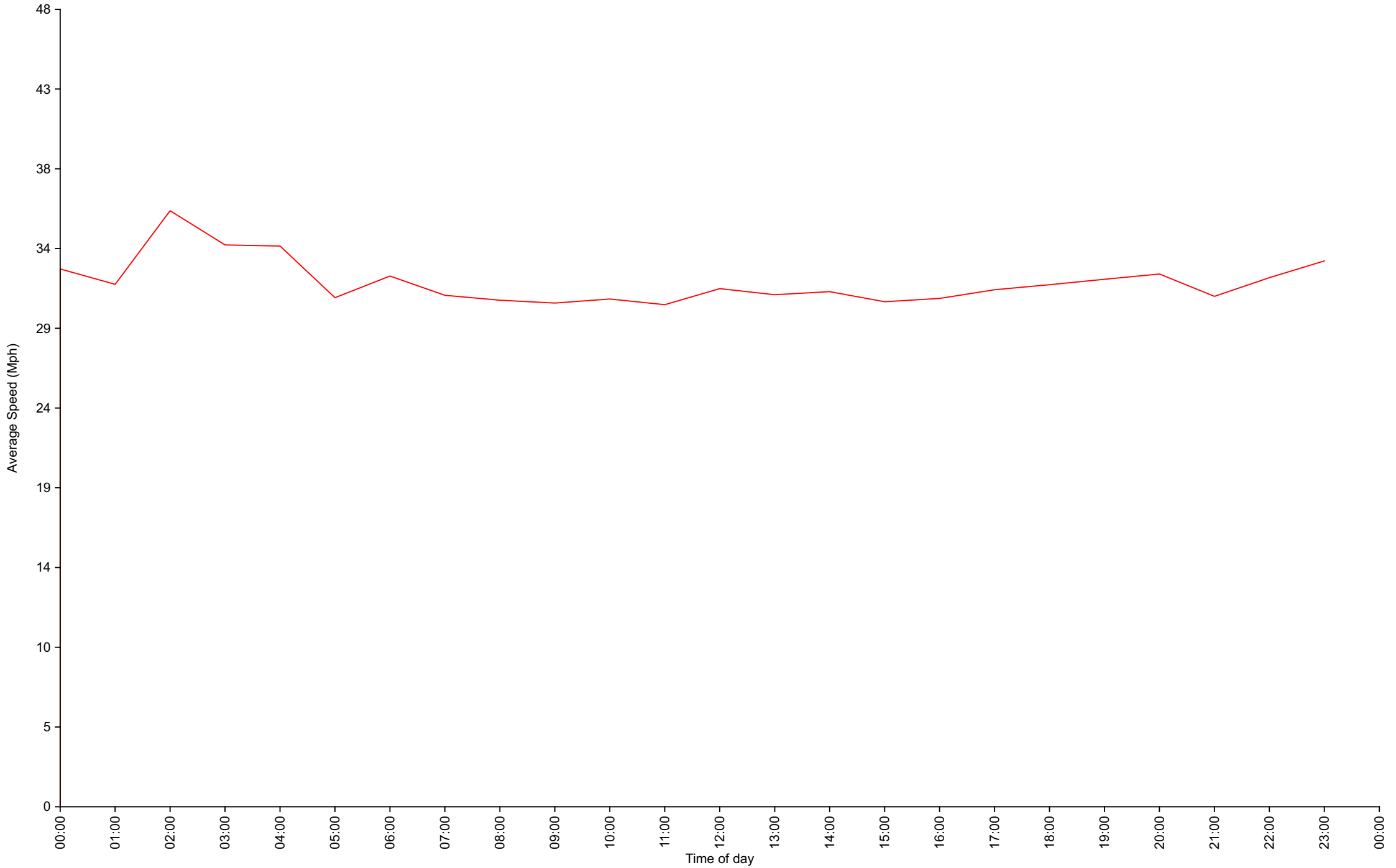
Daily Overview for Sat Apr 27 2024



Average Speed By Hour

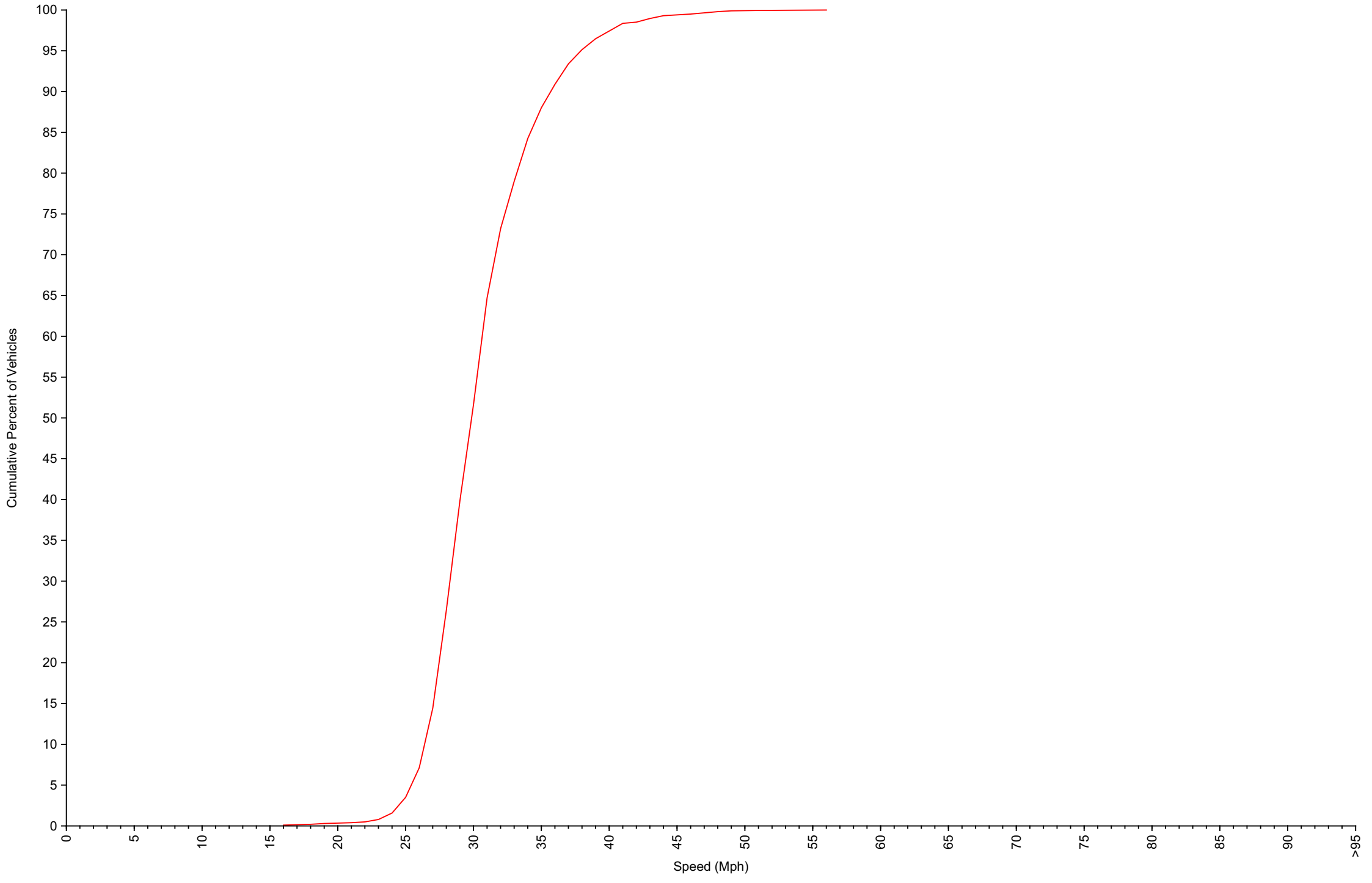
Daily Overview for Sat Apr 27 2024

(60 Minute Resolution)



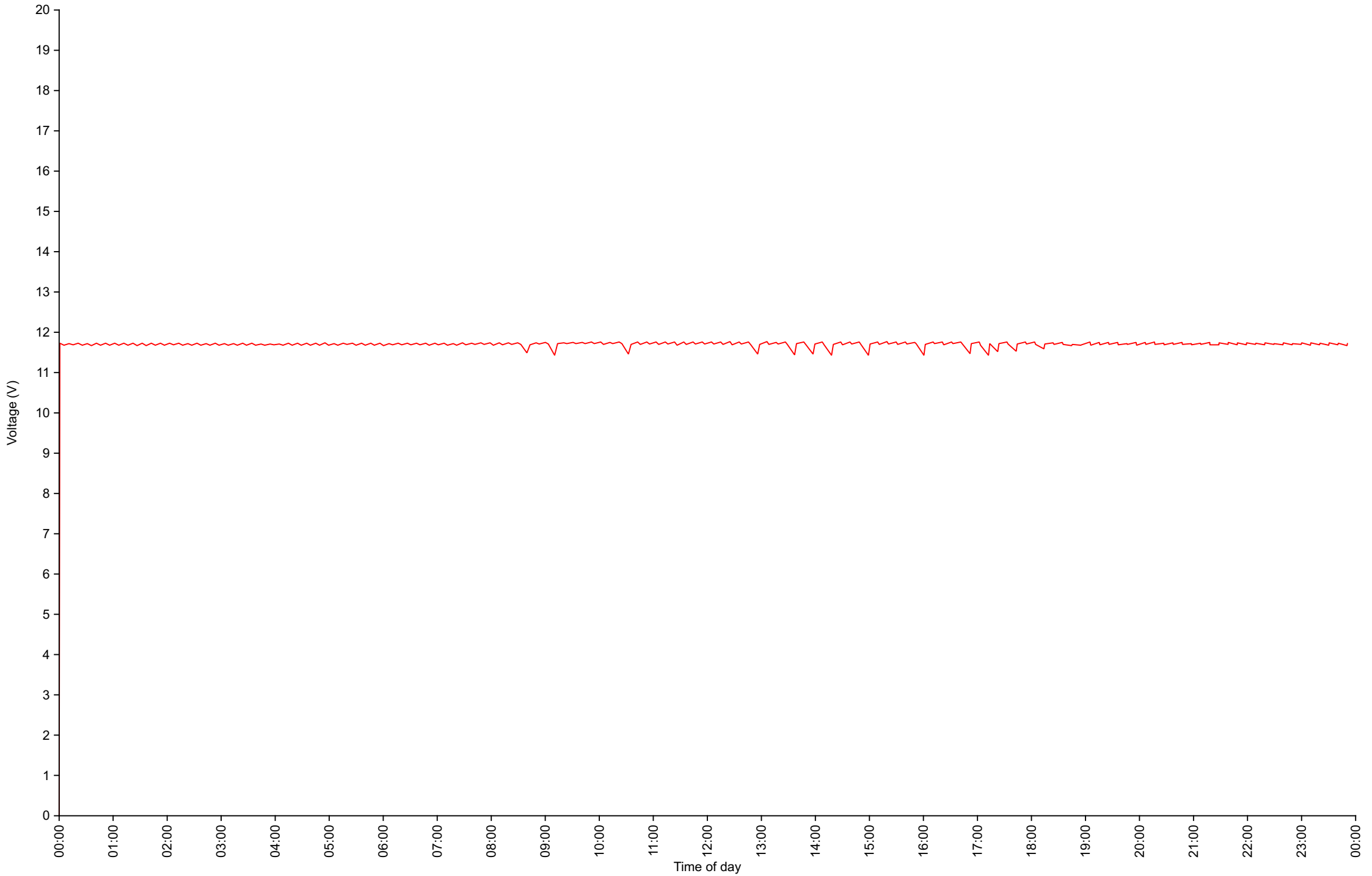
Cumulative Speed Distribution Curve

Daily Overview for Sat Apr 27 2024



Voltage

Daily Overview for Sat Apr 27 2024



Traffic Report - York Road

Daily Overview for Sun Apr 28 2024

Vehicle Speed Classes (Mph)

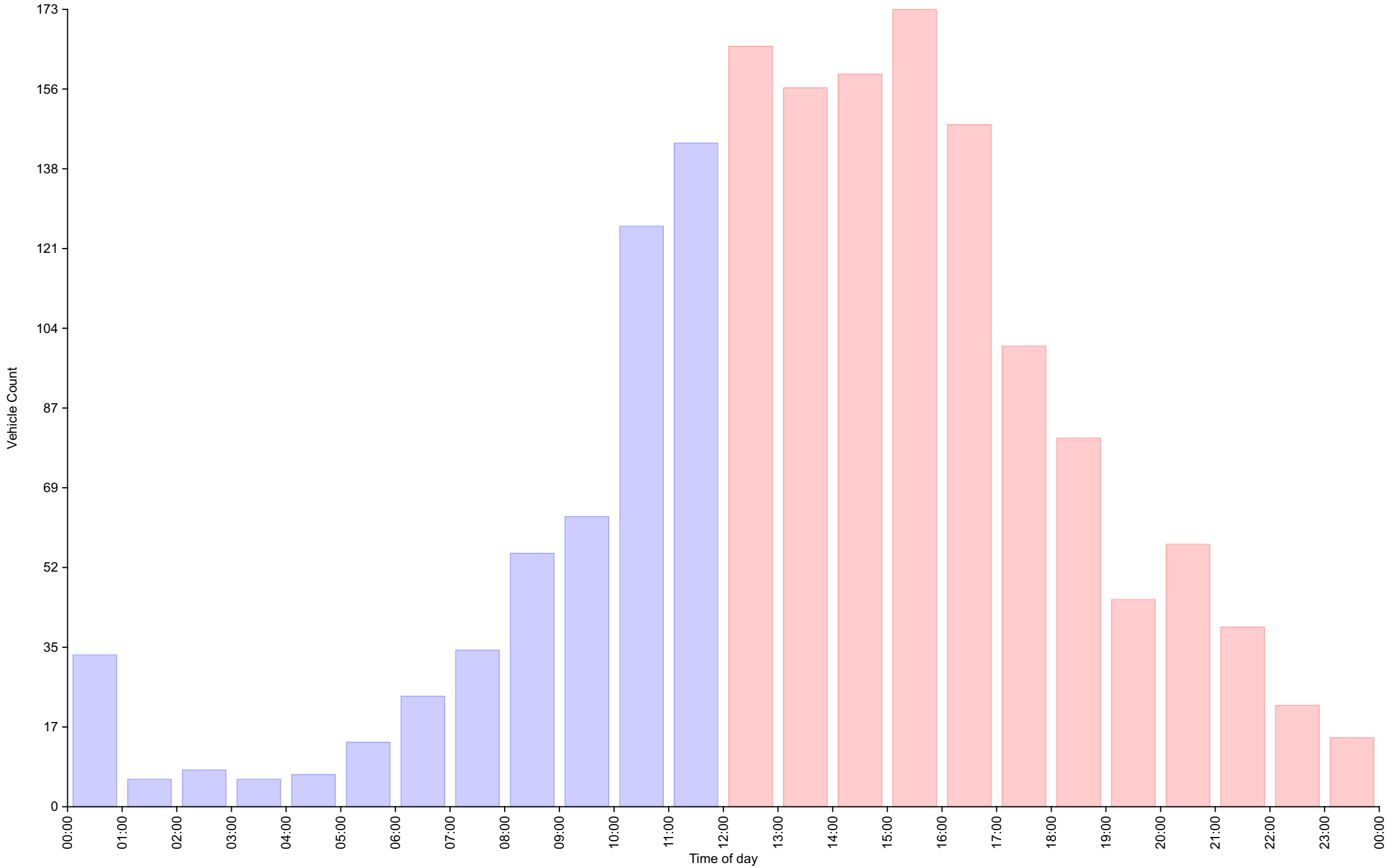
	<15	15 20	20 25	25 30	30 35	35 40	40 45	45 50	50 55	55 60	60 65	65 70	>70	Total	85th Percentile
00:00	0	0	1	7	11	10	3	1	0	0	0	0	0	33	38.0
01:00	0	0	0	1	2	2	0	1	0	0	0	0	0	6	38.7
02:00	0	0	0	3	3	2	0	0	0	0	0	0	0	8	34.8
03:00	0	0	0	0	2	2	2	0	0	0	0	0	0	6	40.2
04:00	1	0	0	4	1	1	0	0	0	0	0	0	0	7	29.9
05:00	2	0	0	4	4	1	3	0	0	0	0	0	0	14	39.2
06:00	2	0	2	4	11	3	2	0	0	0	0	0	0	24	36.4
07:00	3	0	1	10	18	2	0	0	0	0	0	0	0	34	32.4
08:00	4	0	1	24	21	5	0	0	0	0	0	0	0	55	31.0
09:00	2	0	3	25	24	8	1	0	0	0	0	0	0	63	33.9
10:00	0	0	4	39	63	18	2	0	0	0	0	0	0	126	34.1
11:00	0	0	2	72	52	14	4	0	0	0	0	0	0	144	33.5
12:00	0	0	3	59	85	18	0	0	0	0	0	0	0	165	33.0
13:00	0	0	1	49	84	18	4	0	0	0	0	0	0	156	33.8
14:00	0	0	4	62	73	20	0	0	0	0	0	0	0	159	32.9
15:00	1	2	3	63	71	27	6	0	0	0	0	0	0	173	35.1
16:00	0	0	4	56	70	16	2	0	0	0	0	0	0	148	33.2
17:00	0	0	3	35	41	18	0	3	0	0	0	0	0	100	35.3
18:00	0	0	1	29	36	10	4	0	0	0	0	0	0	80	34.5
19:00	0	0	1	15	13	13	3	0	0	0	0	0	0	45	38.3
20:00	0	0	0	23	22	8	1	3	0	0	0	0	0	57	34.7
21:00	0	0	1	14	14	6	3	1	0	0	0	0	0	39	36.2
22:00	0	0	0	10	7	3	0	1	0	1	0	0	0	22	36.1
23:00	0	0	0	6	6	2	1	0	0	0	0	0	0	15	36.7
AM Total	14	0	14	193	212	68	17	2	0	0	0	0	0		
PM Total	1	2	21	421	522	159	24	8	0	1	0	0	0		
Total	15	2	35	614	734	227	41	10	0	1	0	0	0		
Percent	0.89%	0.12%	2.08%	36.57%	43.72%	13.52%	2.44%	0.60%	0.00%	0.06%	0.00%	0.00%	0.00%		

Time of day

Total Vehicles : 1679
 30th Percentile : 28.3 MPH
 50th Percentile : 29.8 MPH
 85th Percentile : 34.3 MPH
 95th Percentile : 37.8 MPH
 Average Speed : 30.8 MPH
 Highest Speed : 56.5 MPH
 Total Over Speed Limit : 60.3 % (1013 / 1679)

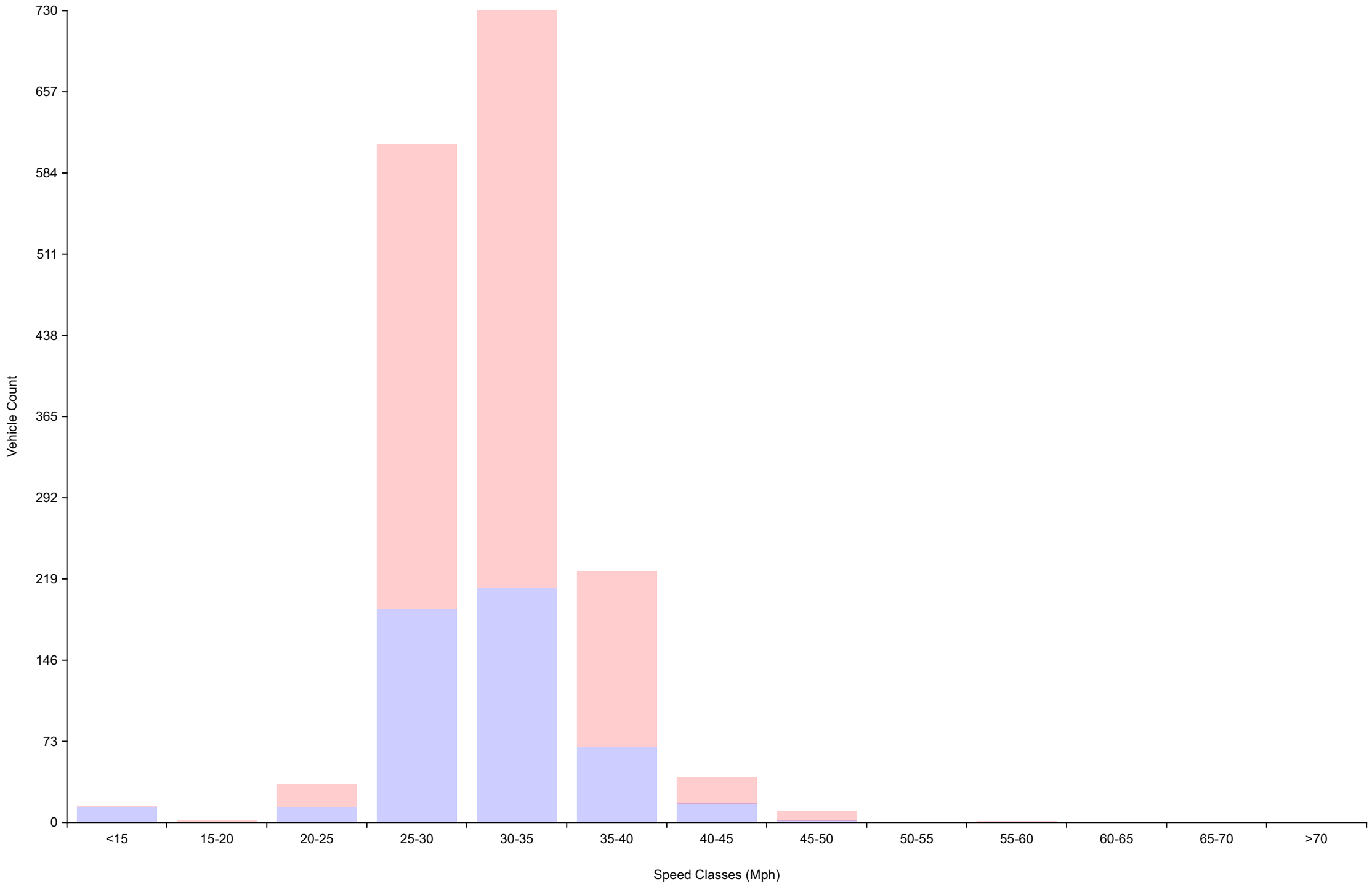
Vehicle Counts By Hour

Daily Overview for Sun Apr 28 2024
(60 Minute Resolution)



Vehicle Counts By Speed Class

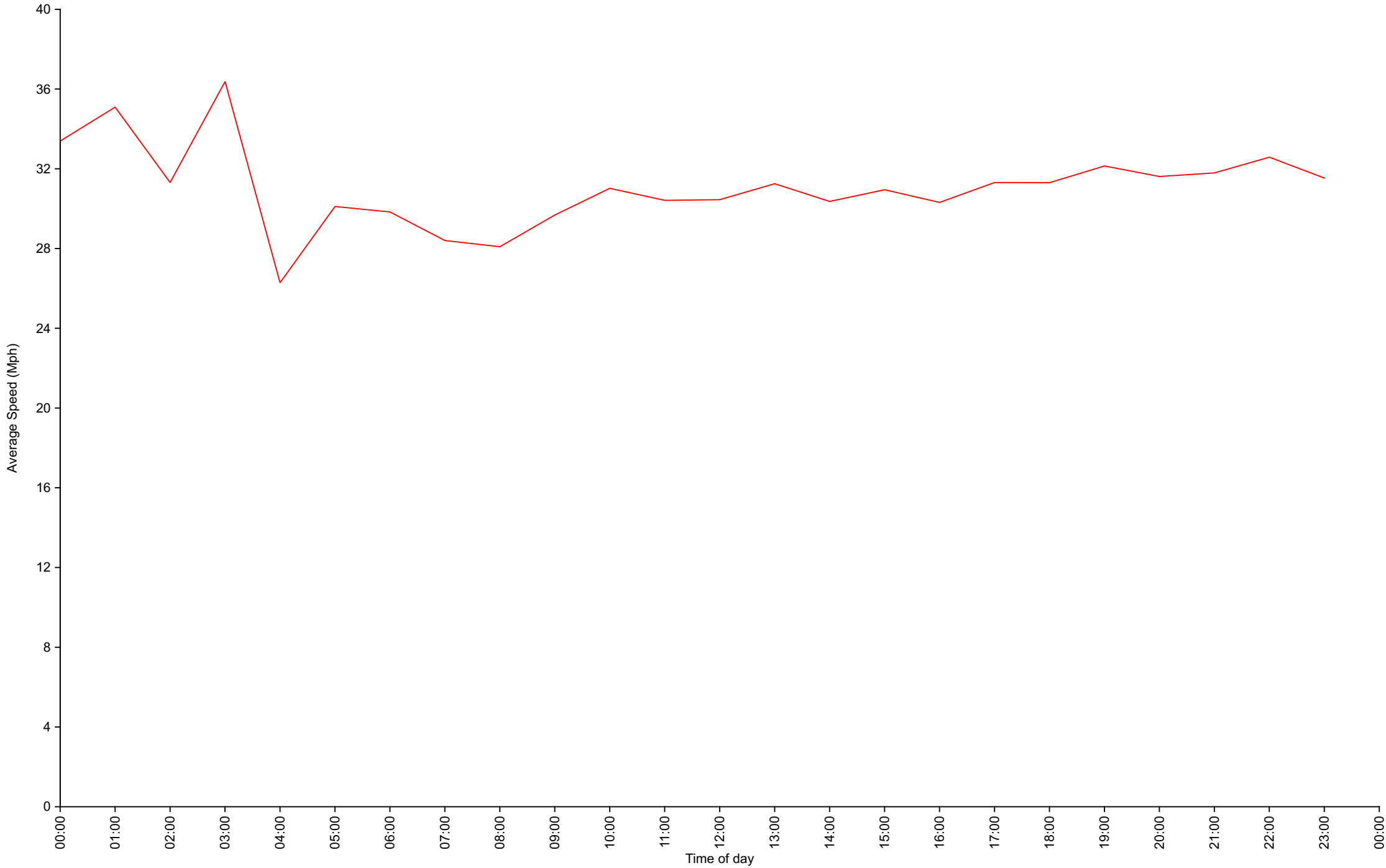
Daily Overview for Sun Apr 28 2024



Average Speed By Hour

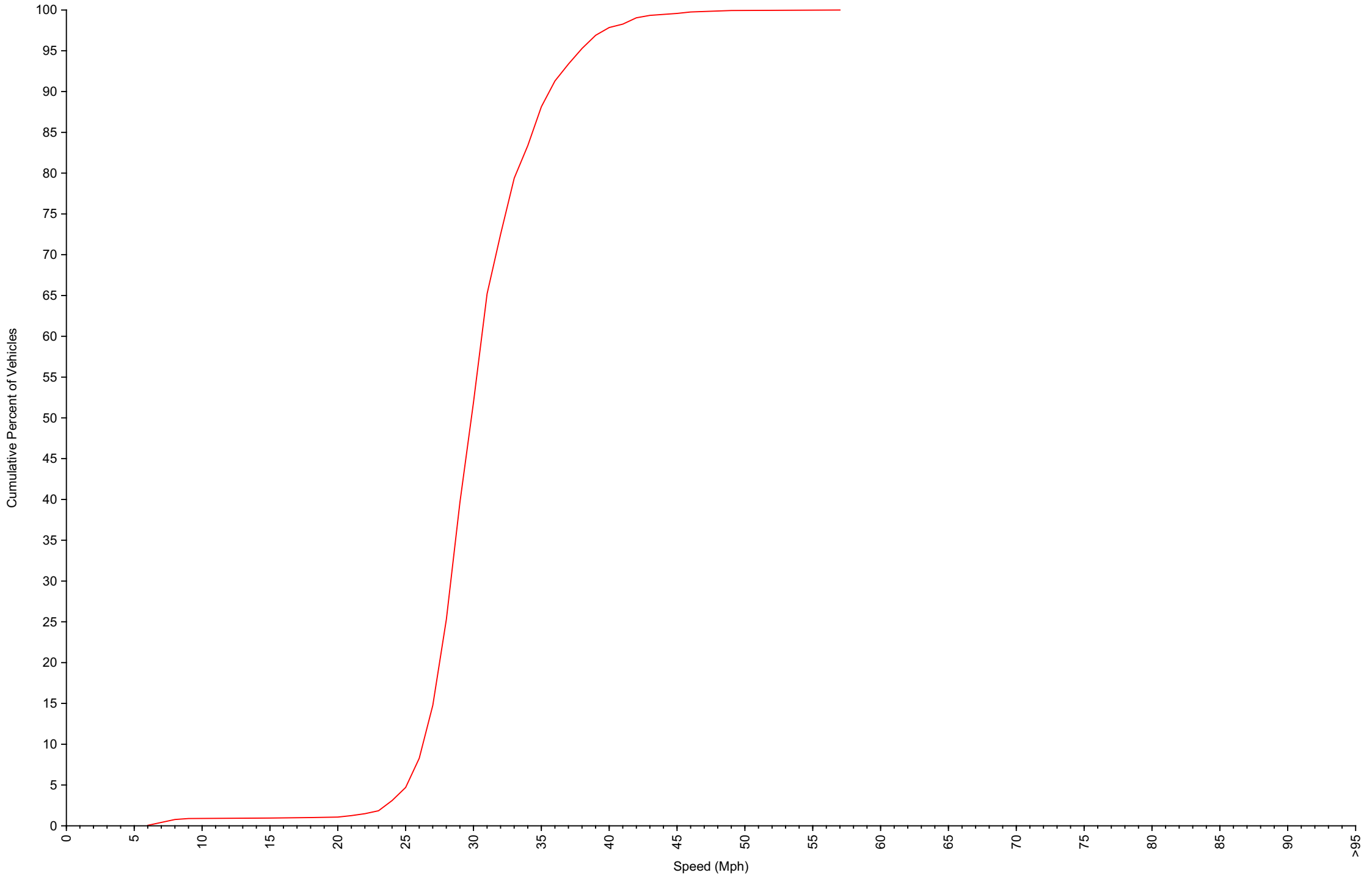
Daily Overview for Sun Apr 28 2024

(60 Minute Resolution)



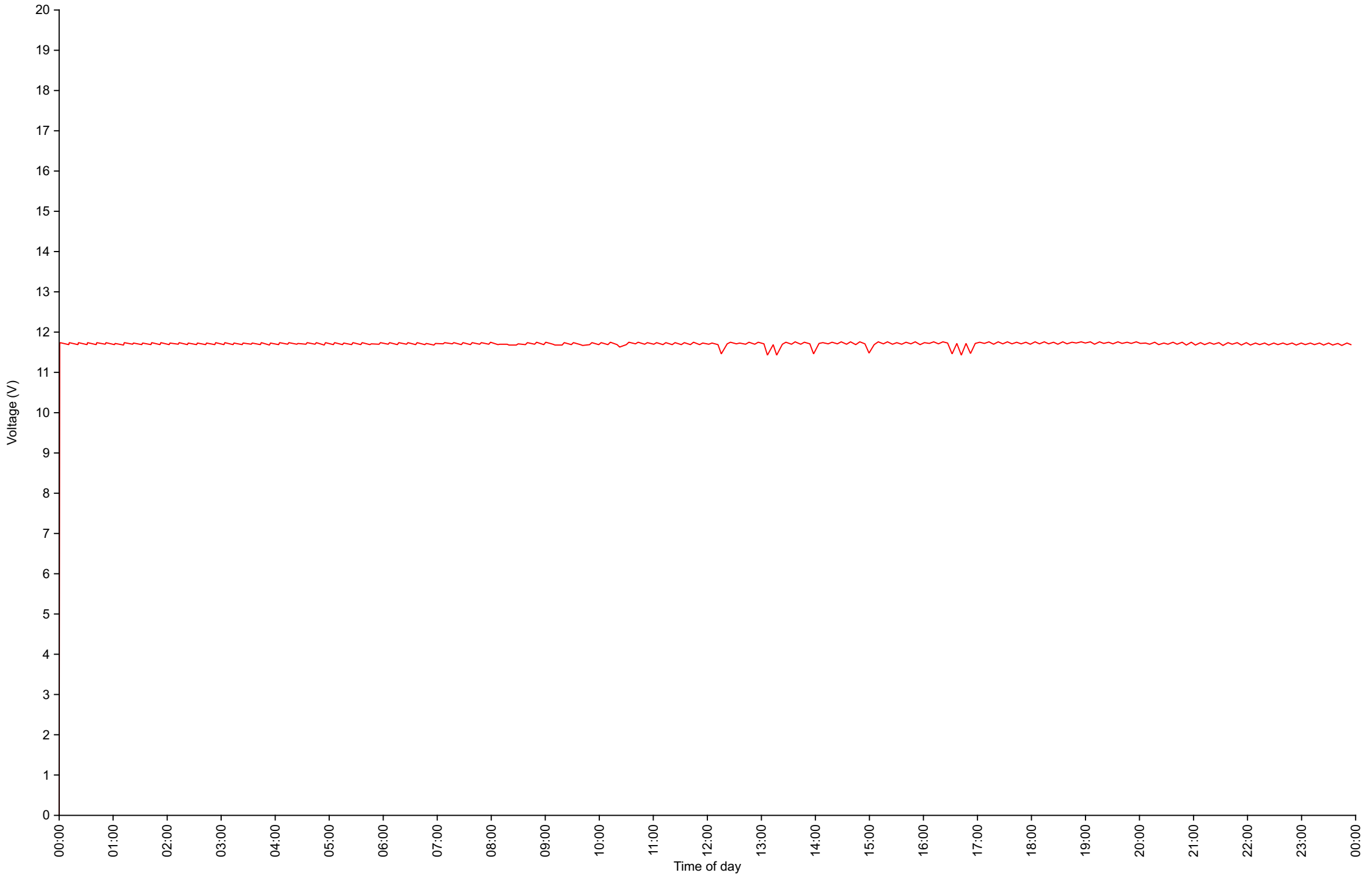
Cumulative Speed Distribution Curve

Daily Overview for Sun Apr 28 2024



Voltage

Daily Overview for Sun Apr 28 2024



Traffic Report - York Road

Daily Overview for Mon Apr 29 2024

Vehicle Speed Classes (Mph)

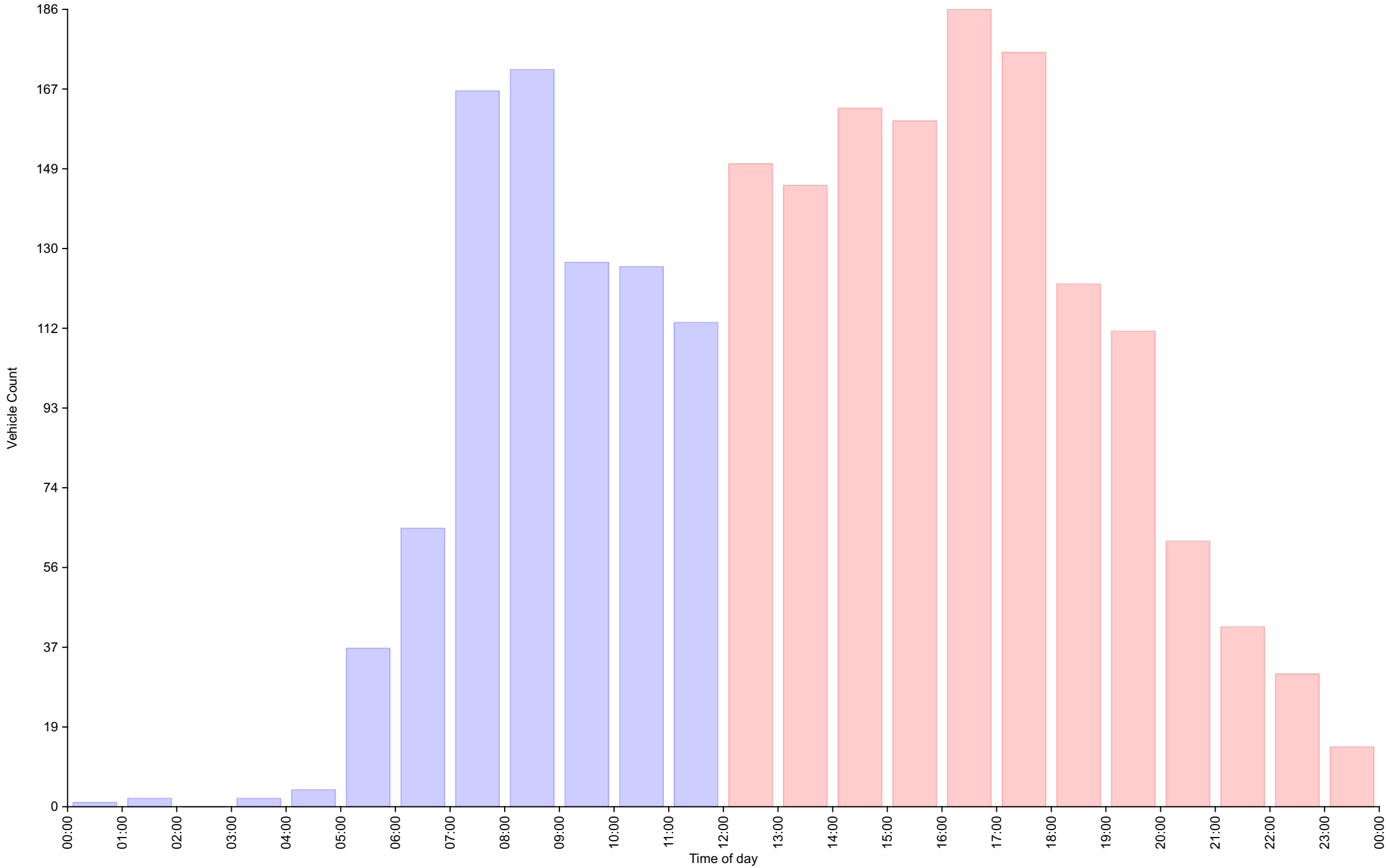
	<15	15 20	20 25	25 30	30 35	35 40	40 45	45 50	50 55	55 60	60 65	65 70	>70	Total	85th Percentile
00:00	0	0	0	0	0	0	1	0	0	0	0	0	0	1	40.1
01:00	0	0	0	0	1	1	0	0	0	0	0	0	0	2	34.4
02:00	0	0	0	0	0	0	0	0	0	0	0	0	0	0	0.0
03:00	0	0	0	0	0	1	0	1	0	0	0	0	0	2	42.6
04:00	0	0	0	2	1	1	0	0	0	0	0	0	0	4	33.8
05:00	0	0	1	9	14	6	6	1	0	0	0	0	0	37	39.7
06:00	0	0	0	16	38	10	1	0	0	0	0	0	0	65	35.1
07:00	0	0	0	76	62	26	1	1	1	0	0	0	0	167	34.5
08:00	0	0	2	83	71	16	0	0	0	0	0	0	0	172	32.0
09:00	0	0	4	48	60	13	2	0	0	0	0	0	0	127	33.2
10:00	0	1	1	49	58	12	5	0	0	0	0	0	0	126	33.6
11:00	0	0	2	51	49	10	1	0	0	0	0	0	0	113	32.9
12:00	0	0	3	53	68	20	4	2	0	0	0	0	0	150	34.5
13:00	0	0	2	71	60	9	3	0	0	0	0	0	0	145	31.7
14:00	0	1	4	62	73	17	6	0	0	0	0	0	0	163	33.8
15:00	0	0	10	77	58	14	0	0	0	1	0	0	0	160	32.4
16:00	0	0	7	82	82	15	0	0	0	0	0	0	0	186	32.8
17:00	0	1	7	96	58	11	3	0	0	0	0	0	0	176	31.6
18:00	0	0	2	43	63	11	3	0	0	0	0	0	0	122	33.6
19:00	0	0	2	54	36	17	2	0	0	0	0	0	0	111	34.8
20:00	0	1	0	26	26	7	1	1	0	0	0	0	0	62	33.7
21:00	0	0	1	15	19	5	2	0	0	0	0	0	0	42	34.5
22:00	0	0	2	13	9	5	2	0	0	0	0	0	0	31	35.7
23:00	0	0	0	8	4	0	2	0	0	0	0	0	0	14	31.9
AM Total	0	1	10	334	354	96	17	3	1	0	0	0	0		
PM Total	0	3	40	600	556	131	28	3	0	1	0	0	0		
Total	0	4	50	934	910	227	45	6	1	1	0	0	0		
Percent	0.00%	0.18%	2.30%	42.88%	41.78%	10.42%	2.07%	0.28%	0.05%	0.05%	0.00%	0.00%	0.00%		

Time of day

Total Vehicles : 2178
 30th Percentile : 28.0 MPH
 50th Percentile : 29.3 MPH
 85th Percentile : 33.5 MPH
 95th Percentile : 37.0 MPH
 Average Speed : 30.4 MPH
 Highest Speed : 55.6 MPH
 Total Over Speed Limit : 54.6 % (1190 / 2178)

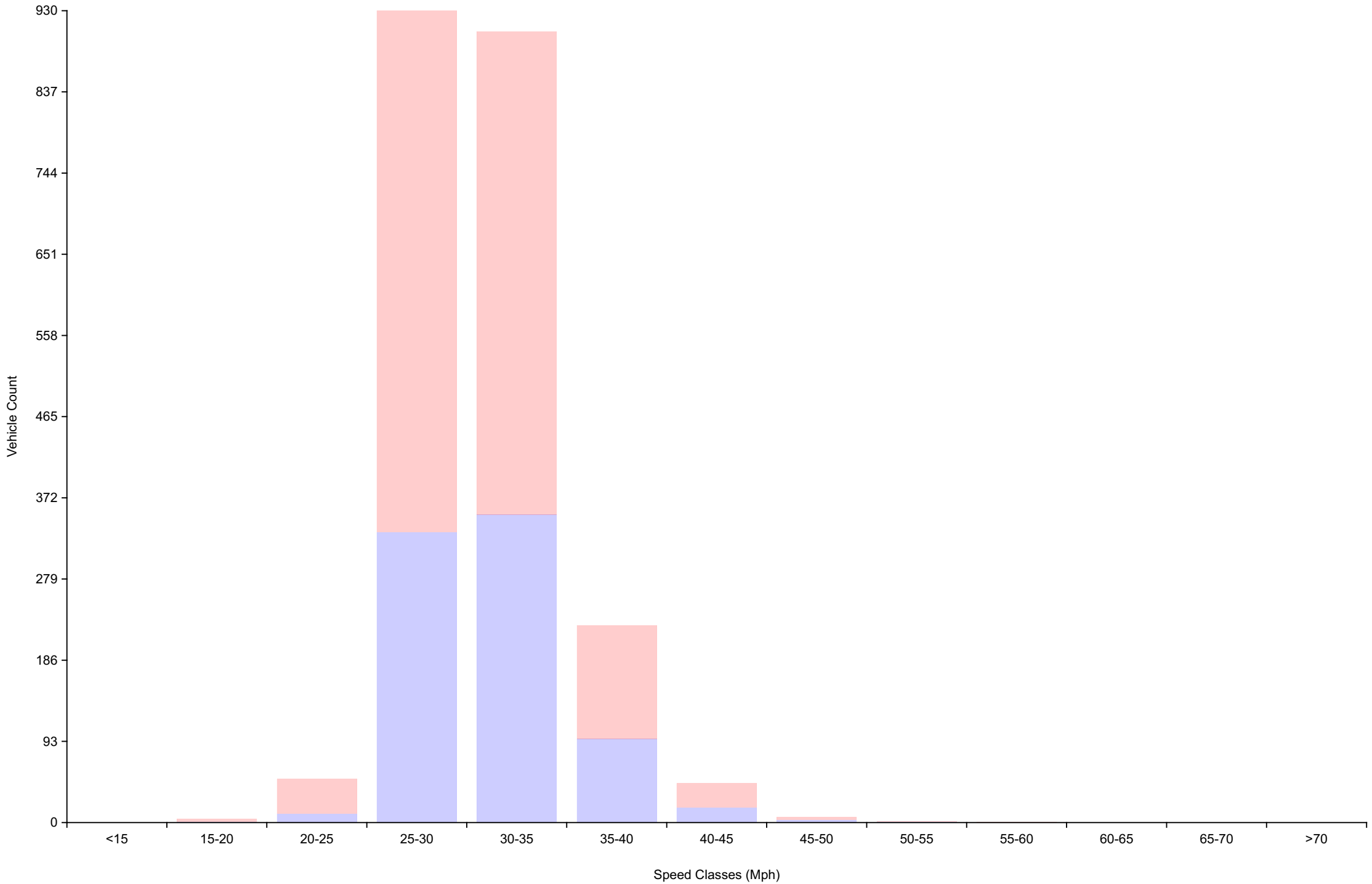
Vehicle Counts By Hour

Daily Overview for Mon Apr 29 2024
(60 Minute Resolution)

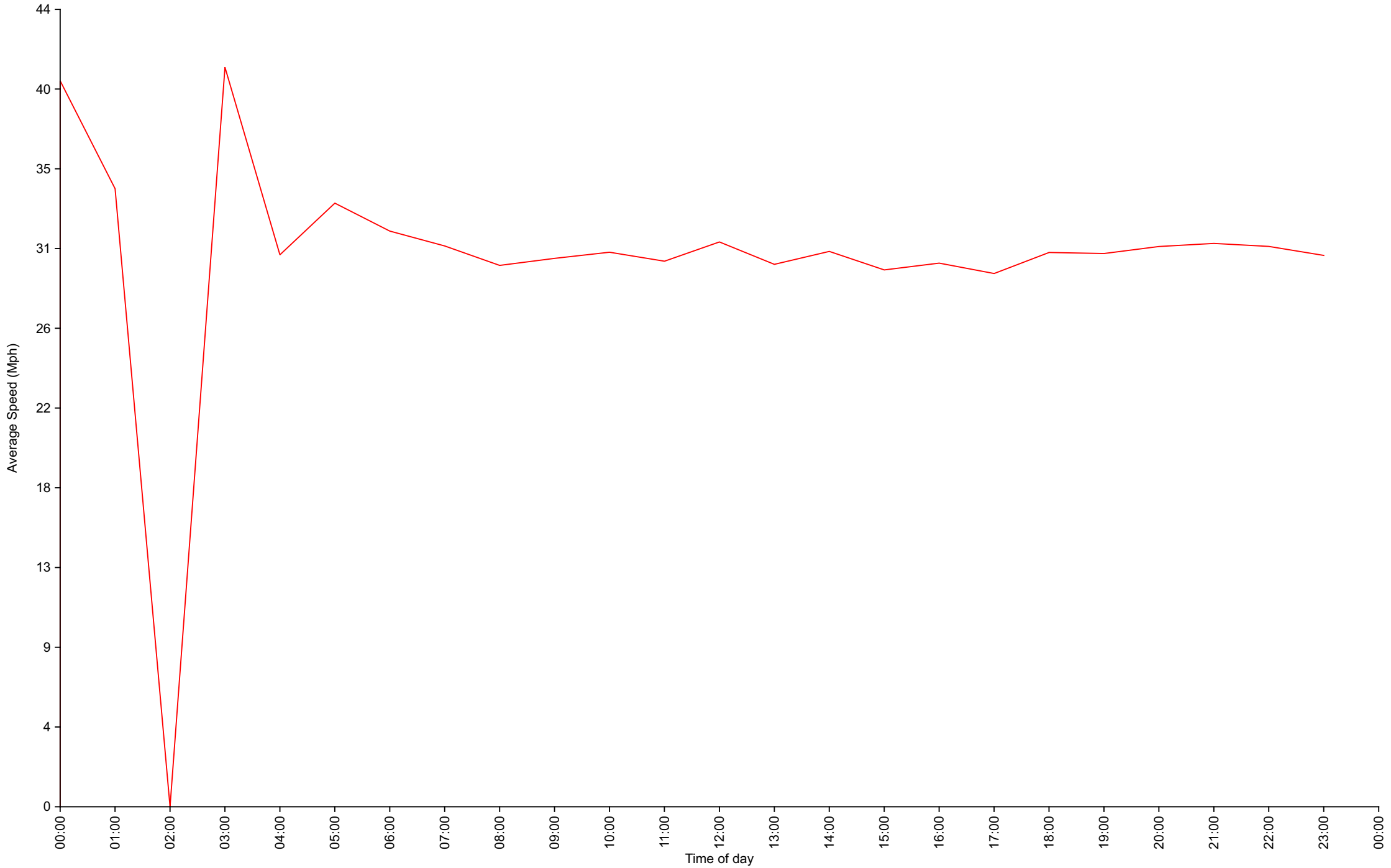


Vehicle Counts By Speed Class

Daily Overview for Mon Apr 29 2024

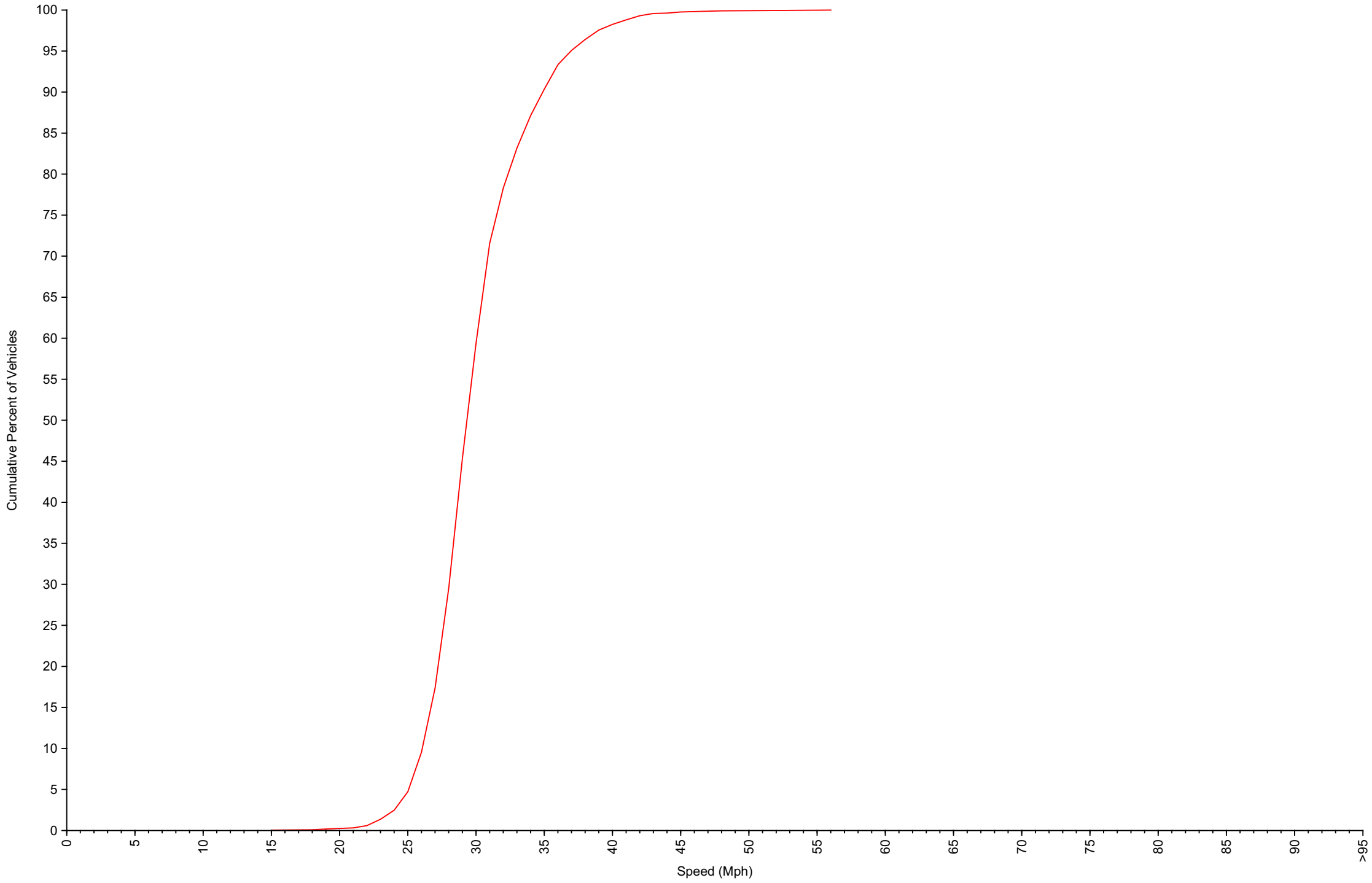


Average Speed By Hour
Daily Overview for Mon Apr 29 2024
(60 Minute Resolution)



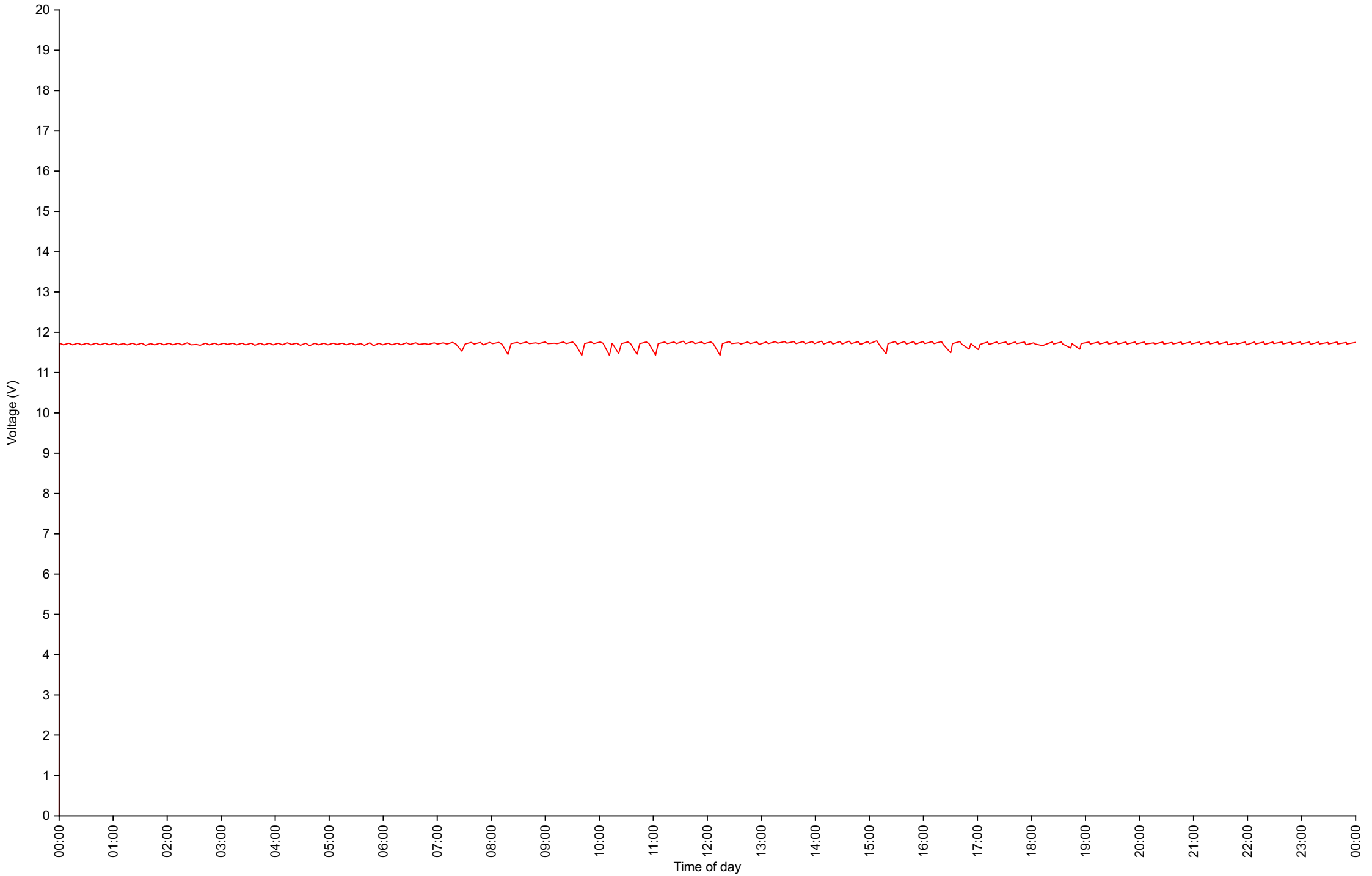
Cumulative Speed Distribution Curve

Daily Overview for Mon Apr 29 2024



Voltage

Daily Overview for Mon Apr 29 2024



Traffic Report - York Road

Daily Overview for Tue Apr 30 2024

Vehicle Speed Classes (Mph)

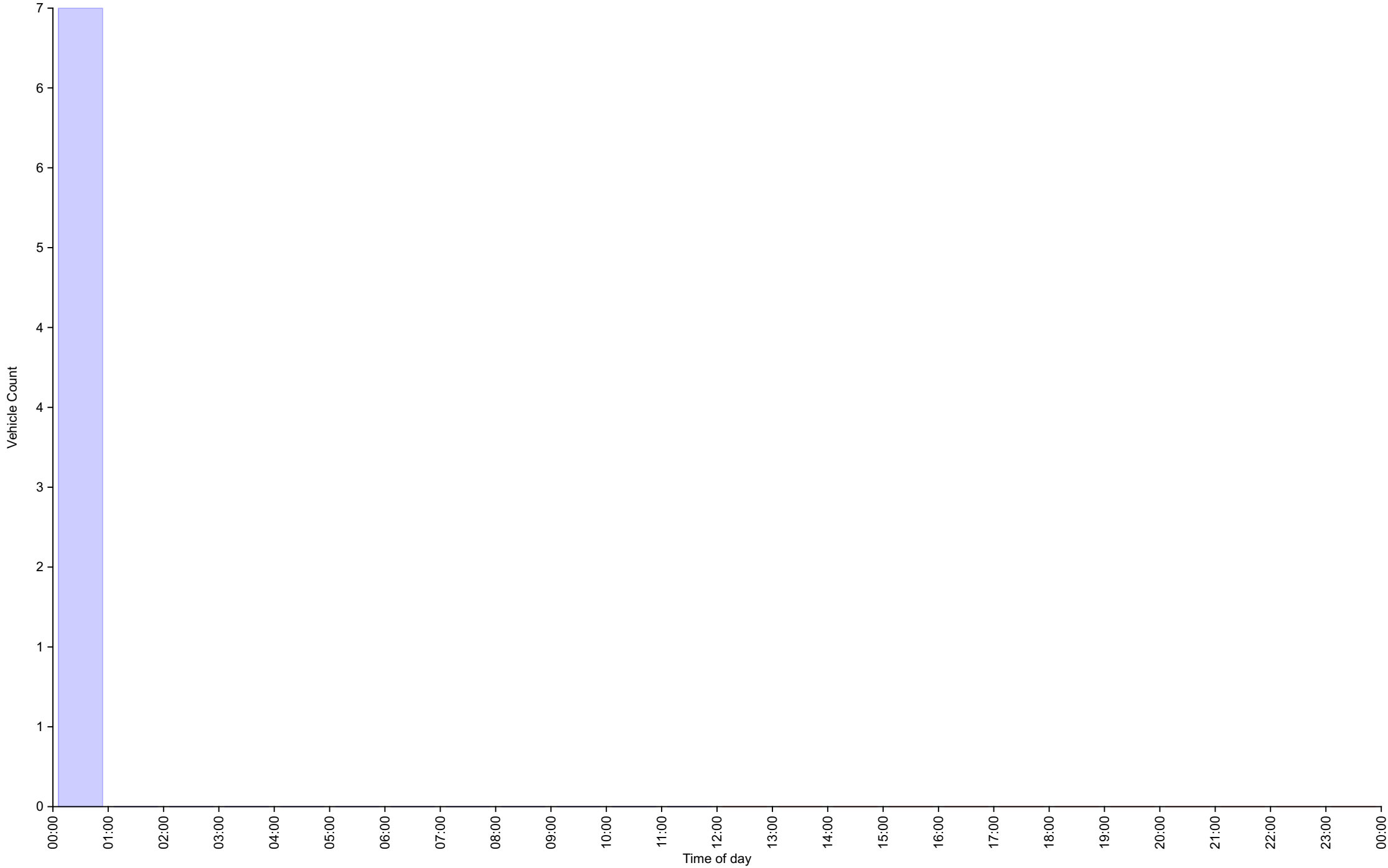
	<15	15 20	20 25	25 30	30 35	35 40	40 45	45 50	50 55	55 60	60 65	65 70	>70	Total	85th Percentile
00:00	0	0	0	2	2	2	0	1	0	0	0	0	0	7	38.9
01:00	0	0	0	0	0	0	0	0	0	0	0	0	0	0	0.0
02:00	0	0	0	0	0	0	0	0	0	0	0	0	0	0	0.0
03:00	0	0	0	0	0	0	0	0	0	0	0	0	0	0	0.0
04:00	0	0	0	0	0	0	0	0	0	0	0	0	0	0	0.0
05:00	0	0	0	0	0	0	0	0	0	0	0	0	0	0	0.0
06:00	0	0	0	0	0	0	0	0	0	0	0	0	0	0	0.0
07:00	0	0	0	0	0	0	0	0	0	0	0	0	0	0	0.0
08:00	0	0	0	0	0	0	0	0	0	0	0	0	0	0	0.0
09:00	0	0	0	0	0	0	0	0	0	0	0	0	0	0	0.0
10:00	0	0	0	0	0	0	0	0	0	0	0	0	0	0	0.0
11:00	0	0	0	0	0	0	0	0	0	0	0	0	0	0	0.0
12:00	0	0	0	0	0	0	0	0	0	0	0	0	0	0	0.0
13:00	0	0	0	0	0	0	0	0	0	0	0	0	0	0	0.0
14:00	0	0	0	0	0	0	0	0	0	0	0	0	0	0	0.0
15:00	0	0	0	0	0	0	0	0	0	0	0	0	0	0	0.0
16:00	0	0	0	0	0	0	0	0	0	0	0	0	0	0	0.0
17:00	0	0	0	0	0	0	0	0	0	0	0	0	0	0	0.0
18:00	0	0	0	0	0	0	0	0	0	0	0	0	0	0	0.0
19:00	0	0	0	0	0	0	0	0	0	0	0	0	0	0	0.0
20:00	0	0	0	0	0	0	0	0	0	0	0	0	0	0	0.0
21:00	0	0	0	0	0	0	0	0	0	0	0	0	0	0	0.0
22:00	0	0	0	0	0	0	0	0	0	0	0	0	0	0	0.0
23:00	0	0	0	0	0	0	0	0	0	0	0	0	0	0	0.0
AM Total	0	0	0	2	2	2	0	1	0	0	0	0	0		
PM Total	0	0	0	0	0	0	0	0	0	0	0	0	0		
Total	0	0	0	2	2	2	0	1	0	0	0	0	0		
Percent	0.00%	0.00%	0.00%	28.57%	28.57%	28.57%	0.00%	14.29%	0.00%	0.00%	0.00%	0.00%	0.00%		

Time of day

Total Vehicles : 7
 30th Percentile : 28.3 MPH
 50th Percentile : 31.5 MPH
 85th Percentile : 38.9 MPH
 95th Percentile : 43.6 MPH
 Average Speed : 34.2 MPH
 Highest Speed : 45.7 MPH
 Total Over Speed Limit : 71.4 % (5 / 7)

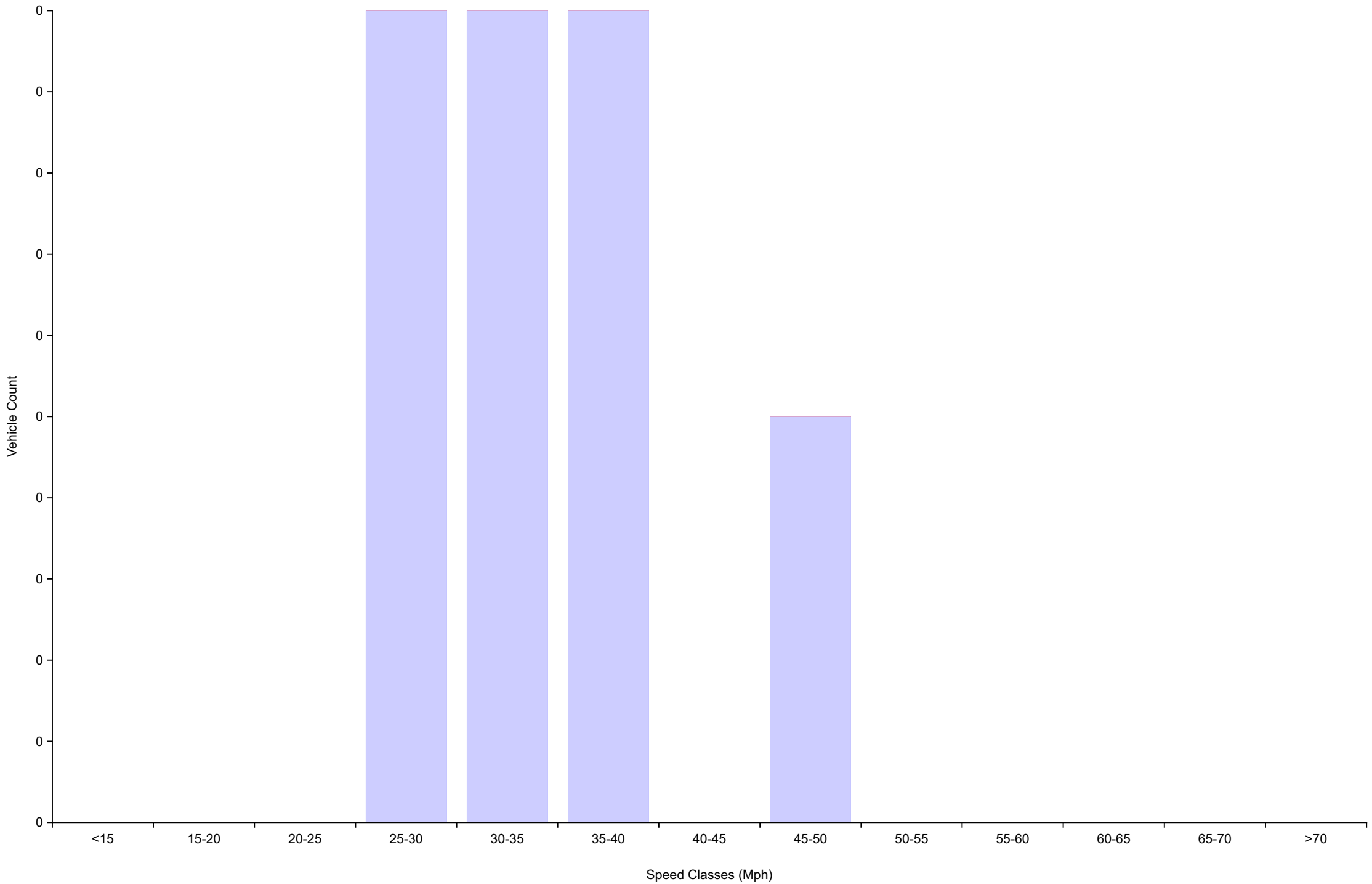
Vehicle Counts By Hour

Daily Overview for Tue Apr 30 2024
(60 Minute Resolution)



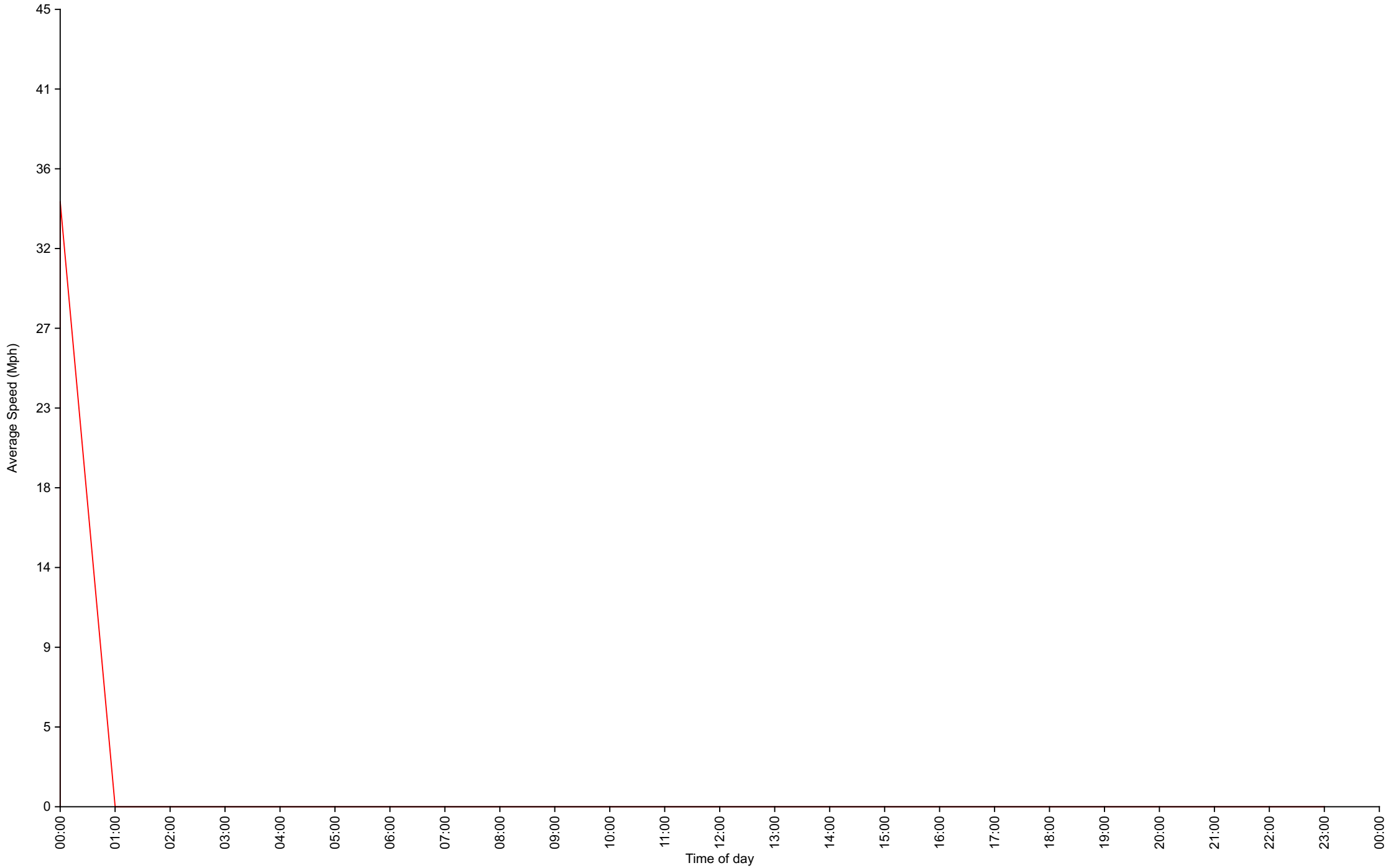
Vehicle Counts By Speed Class

Daily Overview for Tue Apr 30 2024



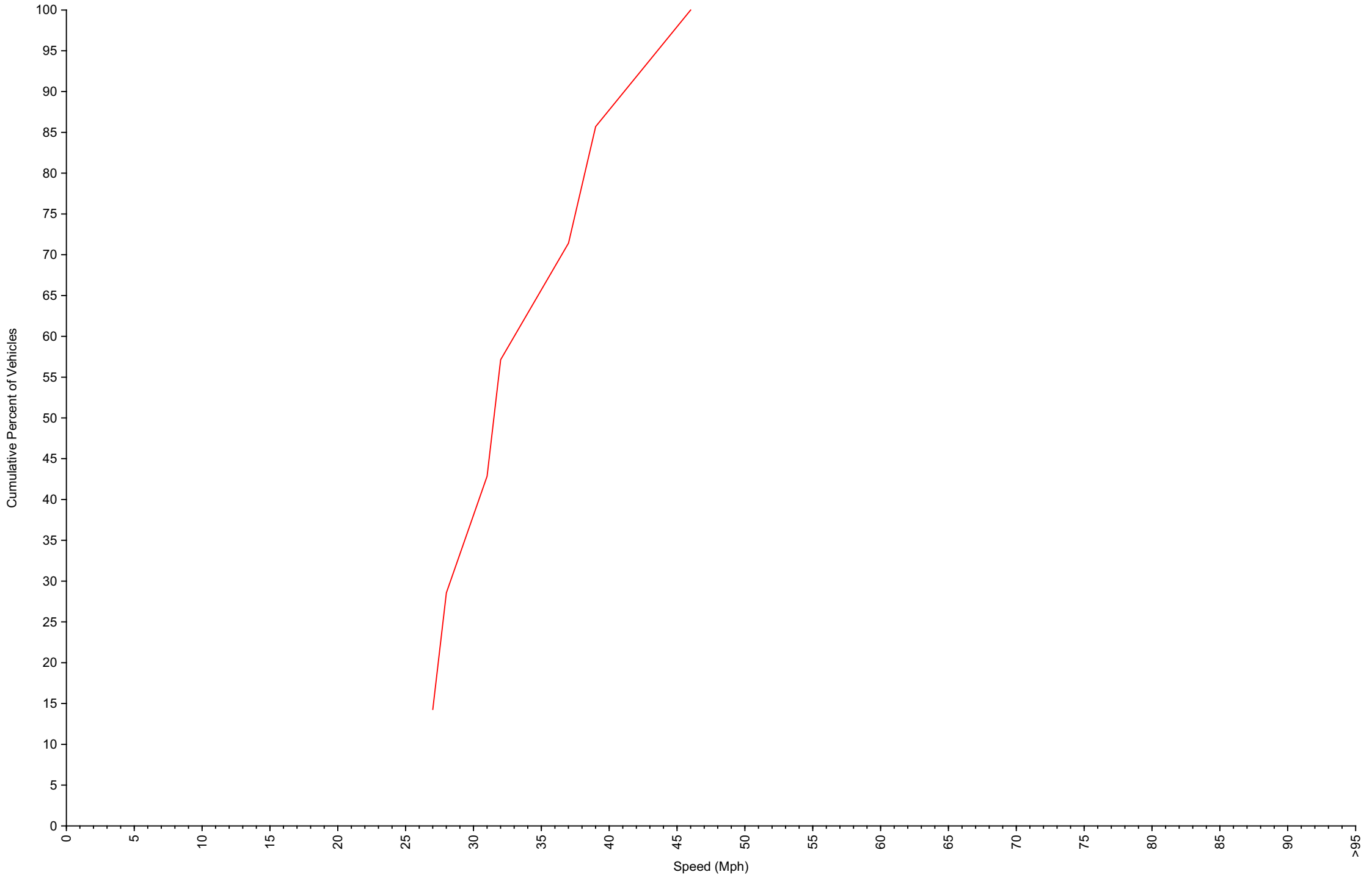
Average Speed By Hour

Daily Overview for Tue Apr 30 2024
(60 Minute Resolution)



Cumulative Speed Distribution Curve

Daily Overview for Tue Apr 30 2024



Voltage

Daily Overview for Tue Apr 30 2024

