

Traffic Report - York Road

Traffic Overview from Sun Dec 1 2024 to Tue Dec 31 2024

Vehicle Speed Classes (Mph)

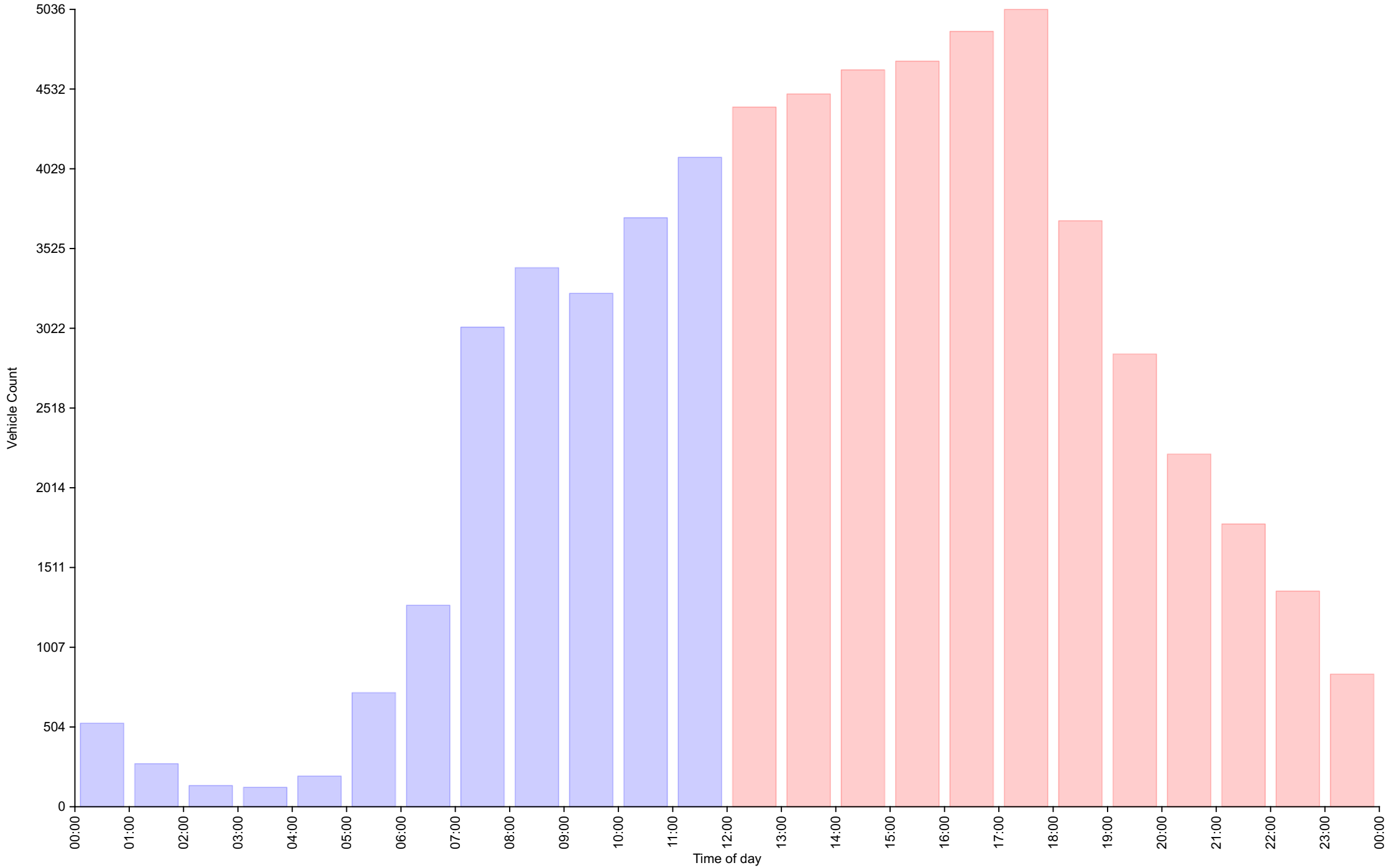
	<15	15 20	20 25	25 30	30 35	35 40	40 45	45 50	50 55	55 60	60 65	65 70	>70	Total	85th Percentile
00:00	0	1	7	137	225	100	39	12	7	0	0	0	0	528	37.6
01:00	0	2	1	52	118	62	30	6	1	0	0	0	0	272	38.5
02:00	4	0	2	31	46	32	13	3	2	0	1	0	0	134	38.8
03:00	0	1	3	20	38	43	10	7	0	0	0	1	0	123	38.9
04:00	1	0	1	30	80	49	24	9	0	0	0	0	0	194	39.5
05:00	1	2	16	172	239	148	115	24	2	2	0	0	0	721	40.2
06:00	0	0	13	410	599	189	47	14	1	0	0	0	0	1273	35.2
07:00	0	2	50	1222	1335	336	65	15	3	1	0	0	0	3029	33.7
08:00	6	4	85	1548	1505	213	38	6	0	0	0	0	0	3405	32.5
09:00	1	5	60	1294	1516	314	44	8	0	1	0	0	0	3243	33.1
10:00	4	7	87	1404	1752	396	64	6	0	0	0	0	0	3720	33.5
11:00	0	10	80	1519	1961	455	68	5	1	2	1	0	0	4102	33.6
12:00	5	3	70	1563	2140	521	104	12	1	0	0	0	0	4419	33.9
13:00	1	4	84	1610	2154	533	103	11	1	1	0	0	0	4502	33.9
14:00	7	8	80	1751	2190	517	88	12	1	0	0	0	0	4654	33.6
15:00	2	5	79	1780	2245	492	98	8	0	0	0	0	0	4709	33.5
16:00	1	2	135	2070	2163	443	69	13	1	0	0	0	0	4897	33.0
17:00	0	9	115	1976	2297	511	107	17	3	1	0	0	0	5036	33.5
18:00	0	6	106	1344	1681	450	96	17	0	1	0	0	0	3701	34.1
19:00	0	3	49	1026	1305	374	77	24	2	0	0	0	0	2860	34.4
20:00	1	4	31	763	1004	305	99	19	1	1	0	0	0	2228	35.2
21:00	0	1	24	574	845	254	76	8	3	0	1	0	0	1786	35.2
22:00	1	0	8	420	609	230	77	11	5	0	1	0	0	1362	35.8
23:00	0	1	6	249	361	156	49	11	4	0	1	0	0	838	36.7
AM Total	17	34	405	7839	9414	2337	557	115	17	6	2	1	0		
PM Total	18	46	787	15126	18994	4786	1043	163	22	4	3	0	0		
Total	35	80	1192	22965	28408	7123	1600	278	39	10	5	1	0		
Percent	0.06%	0.13%	1.93%	37.20%	46.02%	11.54%	2.59%	0.45%	0.06%	0.02%	0.01%	0.00%	0.00%		

Time of day

Total Vehicles : 61736
 30th Percentile : 28.3 MPH
 50th Percentile : 29.8 MPH
 85th Percentile : 33.9 MPH
 95th Percentile : 37.6 MPH
 Average Speed : 30.9 MPH
 Highest Speed : 68.4 MPH
 Total Over Speed Limit : 60.7 % (37464 / 61736)

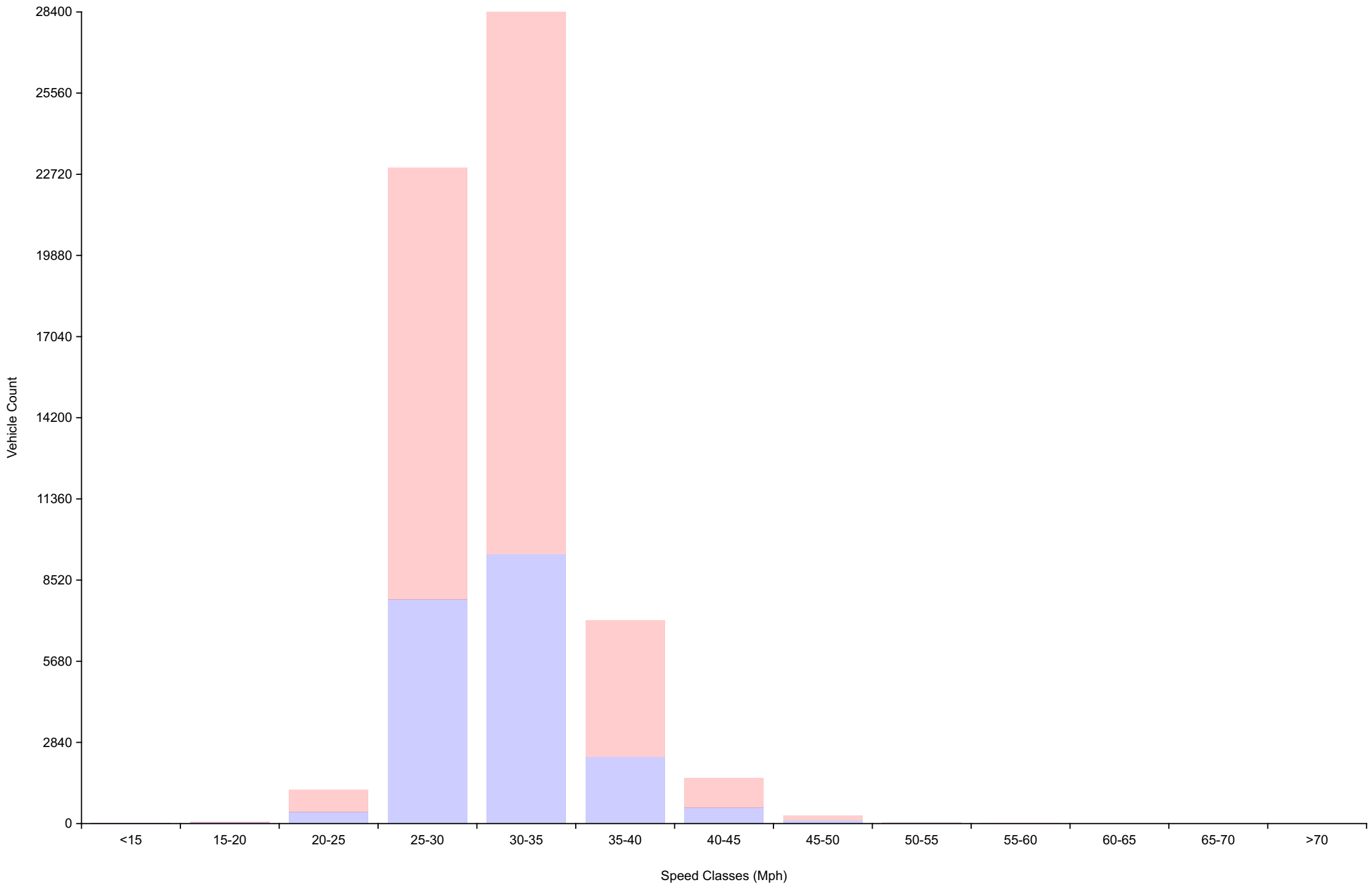
Vehicle Counts By Hour

Traffic Overview from Sun Dec 1 2024 to Tue Dec 31 2024
(60 Minute Resolution)



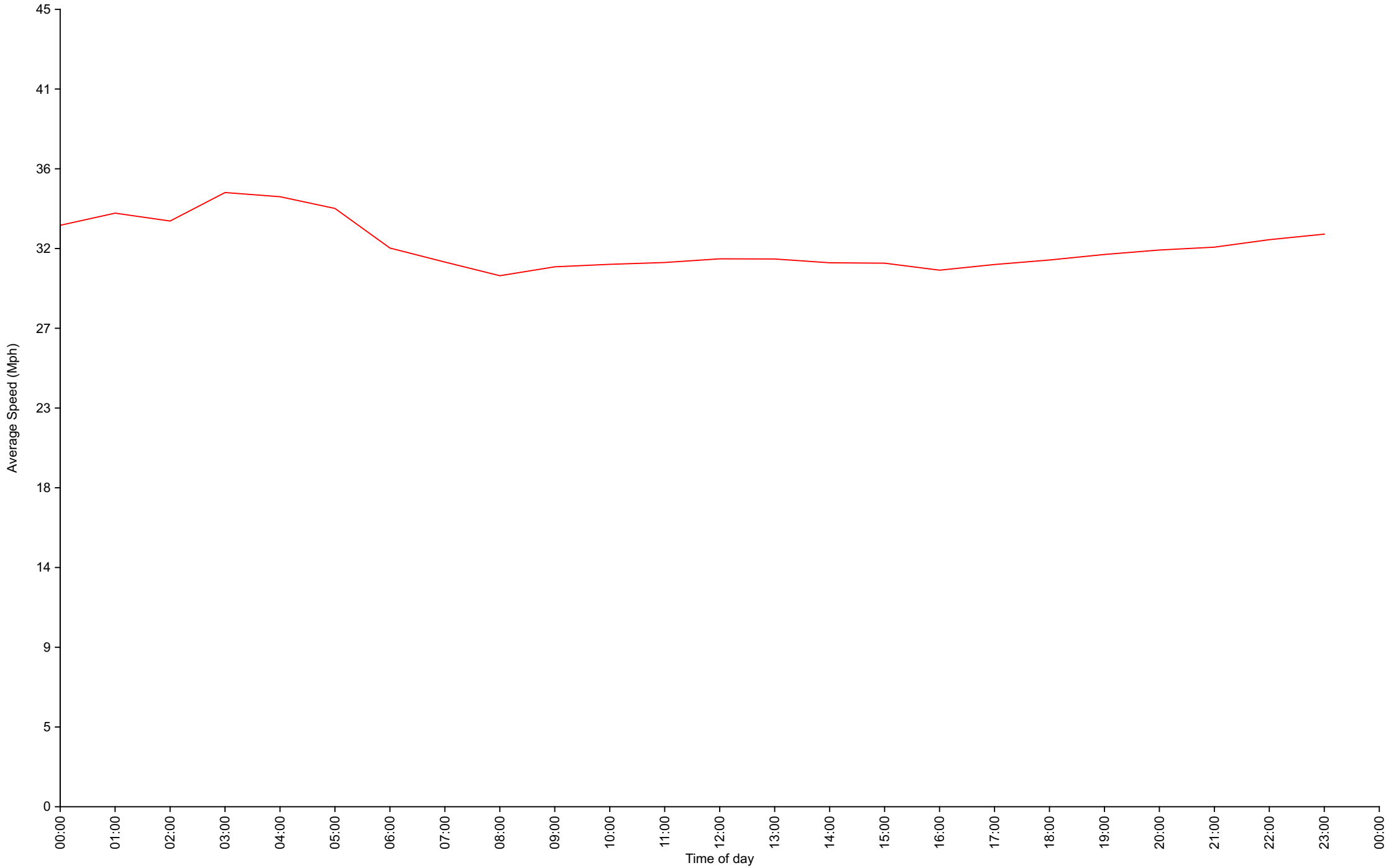
Vehicle Counts By Speed Class

Traffic Overview from Sun Dec 1 2024 to Tue Dec 31 2024



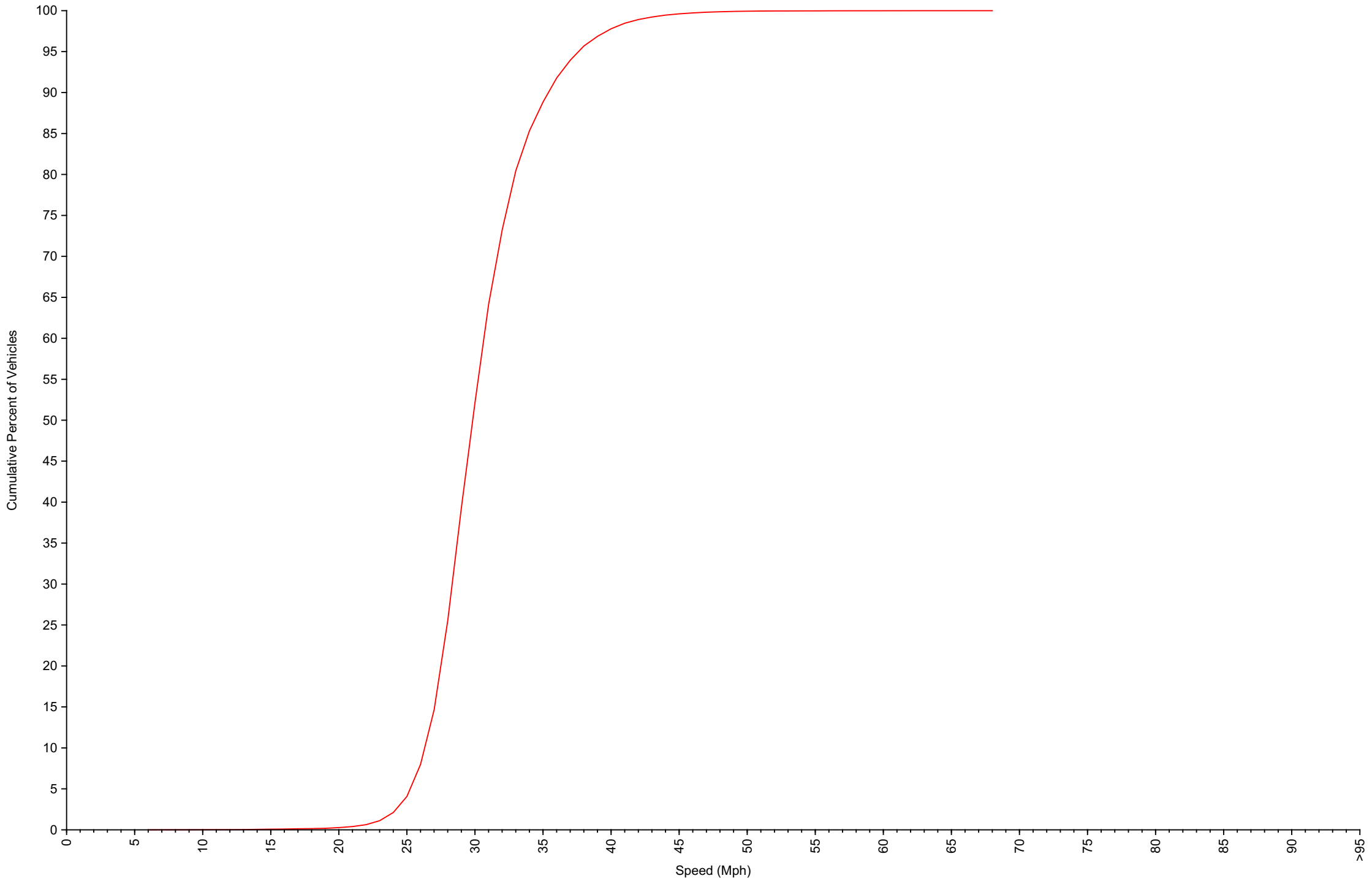
Average Speed By Hour

Traffic Overview from Sun Dec 1 2024 to Tue Dec 31 2024
(60 Minute Resolution)



Cumulative Speed Distribution Curve

Traffic Overview from Sun Dec 1 2024 to Tue Dec 31 2024



Traffic Report - York Road

Daily Overview for Sun Dec 1 2024

Vehicle Speed Classes (Mph)

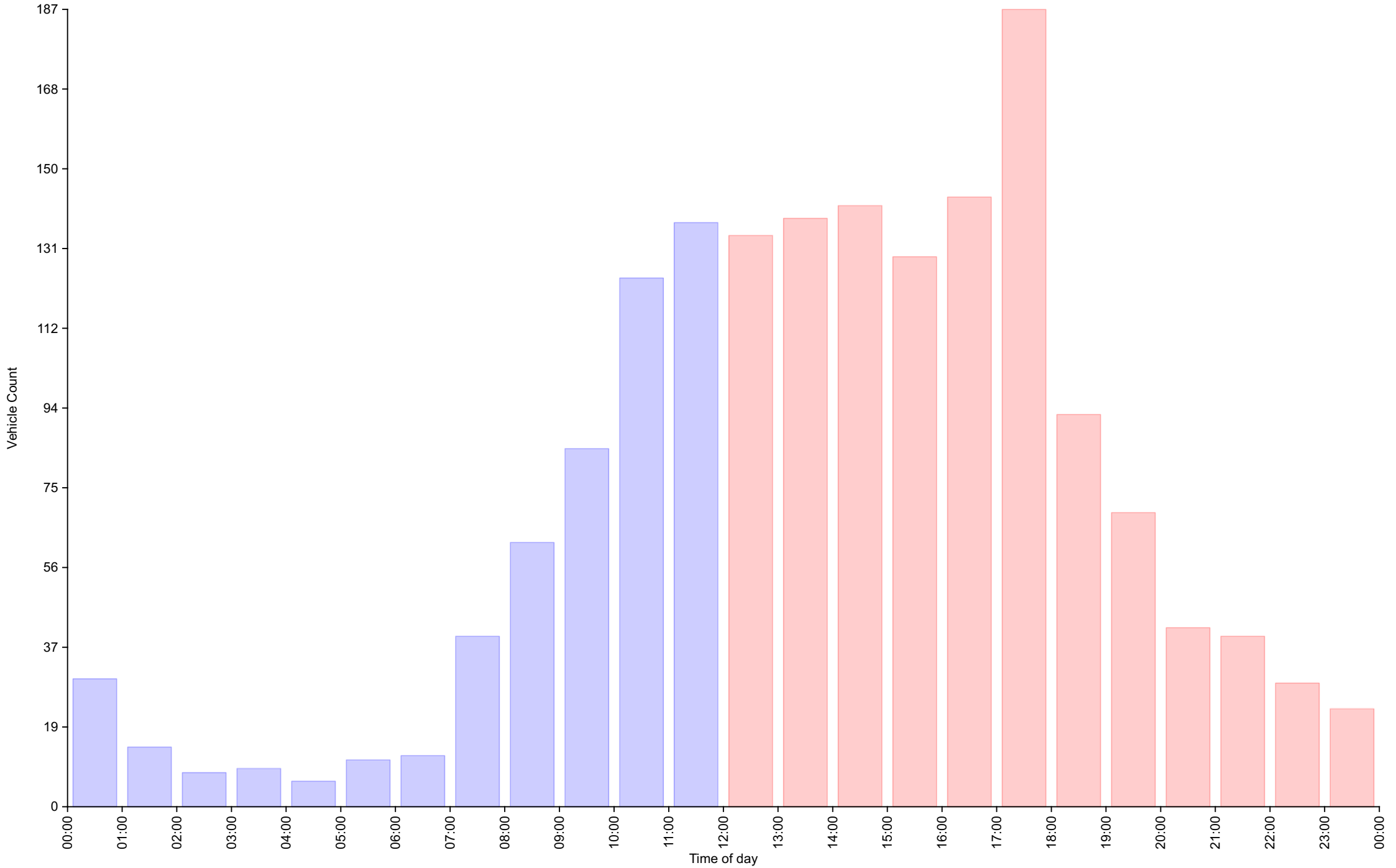
	<15	15 20	20 25	25 30	30 35	35 40	40 45	45 50	50 55	55 60	60 65	65 70	>70	Total	85th Percentile
00:00	0	0	0	5	19	3	3	0	0	0	0	0	0	30	36.5
01:00	0	1	0	3	2	2	6	0	0	0	0	0	0	14	43.0
02:00	0	0	0	4	2	2	0	0	0	0	0	0	0	8	33.6
03:00	0	0	0	0	4	5	0	0	0	0	0	0	0	9	36.9
04:00	0	0	0	0	2	4	0	0	0	0	0	0	0	6	36.3
05:00	0	0	1	4	2	2	2	0	0	0	0	0	0	11	39.0
06:00	0	0	0	3	7	2	0	0	0	0	0	0	0	12	34.4
07:00	0	0	0	20	15	5	0	0	0	0	0	0	0	40	32.5
08:00	1	0	0	22	32	6	1	0	0	0	0	0	0	62	33.5
09:00	0	0	0	29	42	11	2	0	0	0	0	0	0	84	34.2
10:00	0	0	2	46	60	14	2	0	0	0	0	0	0	124	33.6
11:00	0	1	1	42	71	19	3	0	0	0	0	0	0	137	34.2
12:00	0	0	2	38	64	22	6	2	0	0	0	0	0	134	36.1
13:00	0	0	2	39	80	13	3	1	0	0	0	0	0	138	33.7
14:00	0	0	3	42	75	18	2	1	0	0	0	0	0	141	34.0
15:00	0	0	0	36	66	19	7	1	0	0	0	0	0	129	35.4
16:00	0	0	4	55	58	24	2	0	0	0	0	0	0	143	34.6
17:00	0	0	2	55	77	40	11	2	0	0	0	0	0	187	37.1
18:00	0	1	5	27	39	14	6	0	0	0	0	0	0	92	35.7
19:00	0	0	2	27	21	17	1	1	0	0	0	0	0	69	36.1
20:00	0	0	0	15	19	6	2	0	0	0	0	0	0	42	34.9
21:00	0	0	1	18	11	8	2	0	0	0	0	0	0	40	35.0
22:00	0	0	0	6	16	5	1	1	0	0	0	0	0	29	36.3
23:00	0	0	0	8	11	3	0	1	0	0	0	0	0	23	35.7
AM Total	1	2	4	178	258	75	19	0	0	0	0	0	0		
PM Total	0	1	21	366	537	189	43	10	0	0	0	0	0		
Total	1	3	25	544	795	264	62	10	0	0	0	0	0		
Percent	0.06%	0.18%	1.47%	31.92%	46.65%	15.49%	3.64%	0.59%	0.00%	0.00%	0.00%	0.00%	0.00%		

Time of day

Total Vehicles : 1704
 30th Percentile : 28.7 MPH
 50th Percentile : 30.4 MPH
 85th Percentile : 35.3 MPH
 95th Percentile : 38.5 MPH
 Average Speed : 31.5 MPH
 Highest Speed : 49.0 MPH
 Total Over Speed Limit : 66.4 % (1131 / 1704)

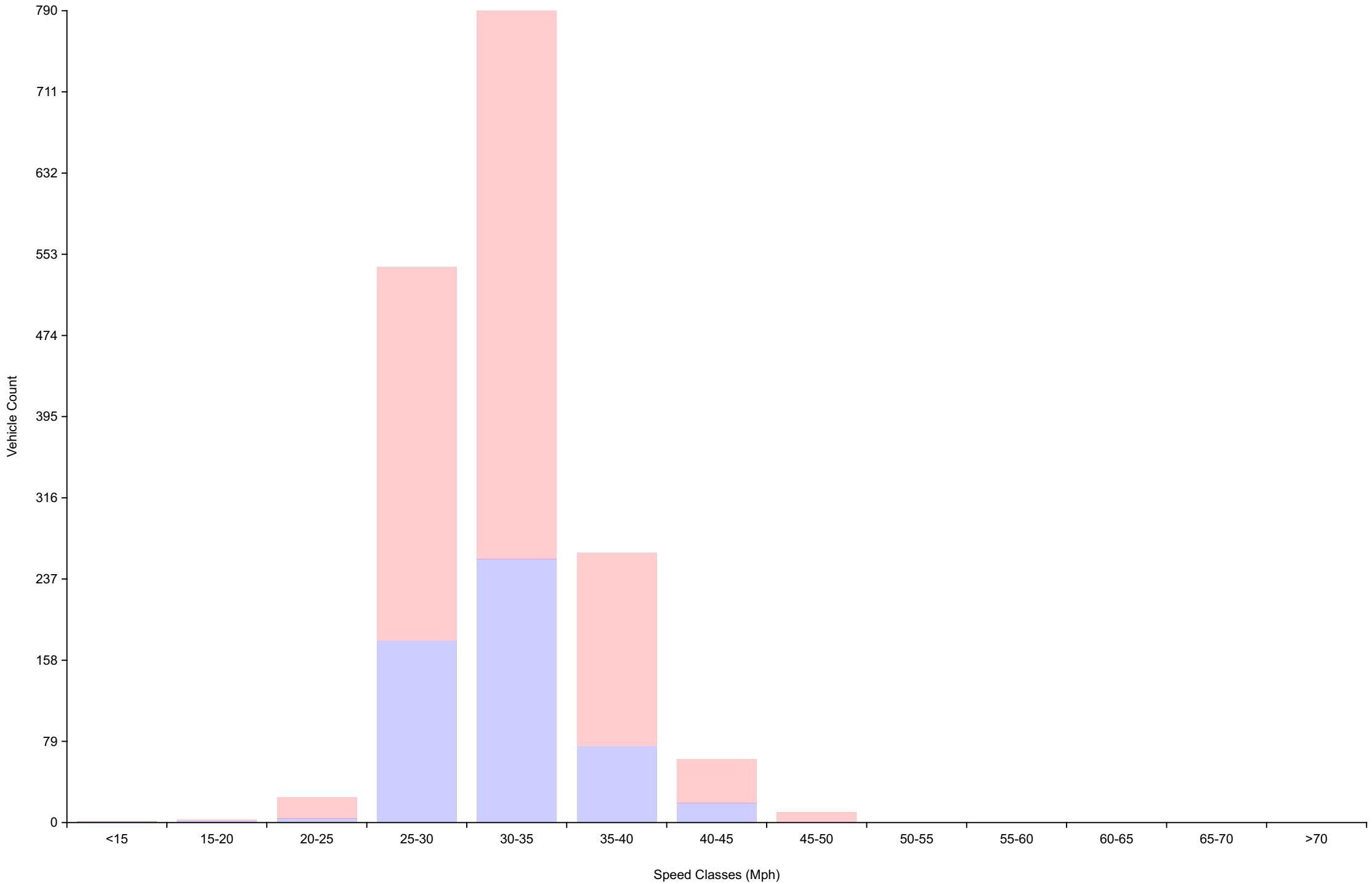
Vehicle Counts By Hour

Daily Overview for Sun Dec 1 2024
(60 Minute Resolution)



Vehicle Counts By Speed Class

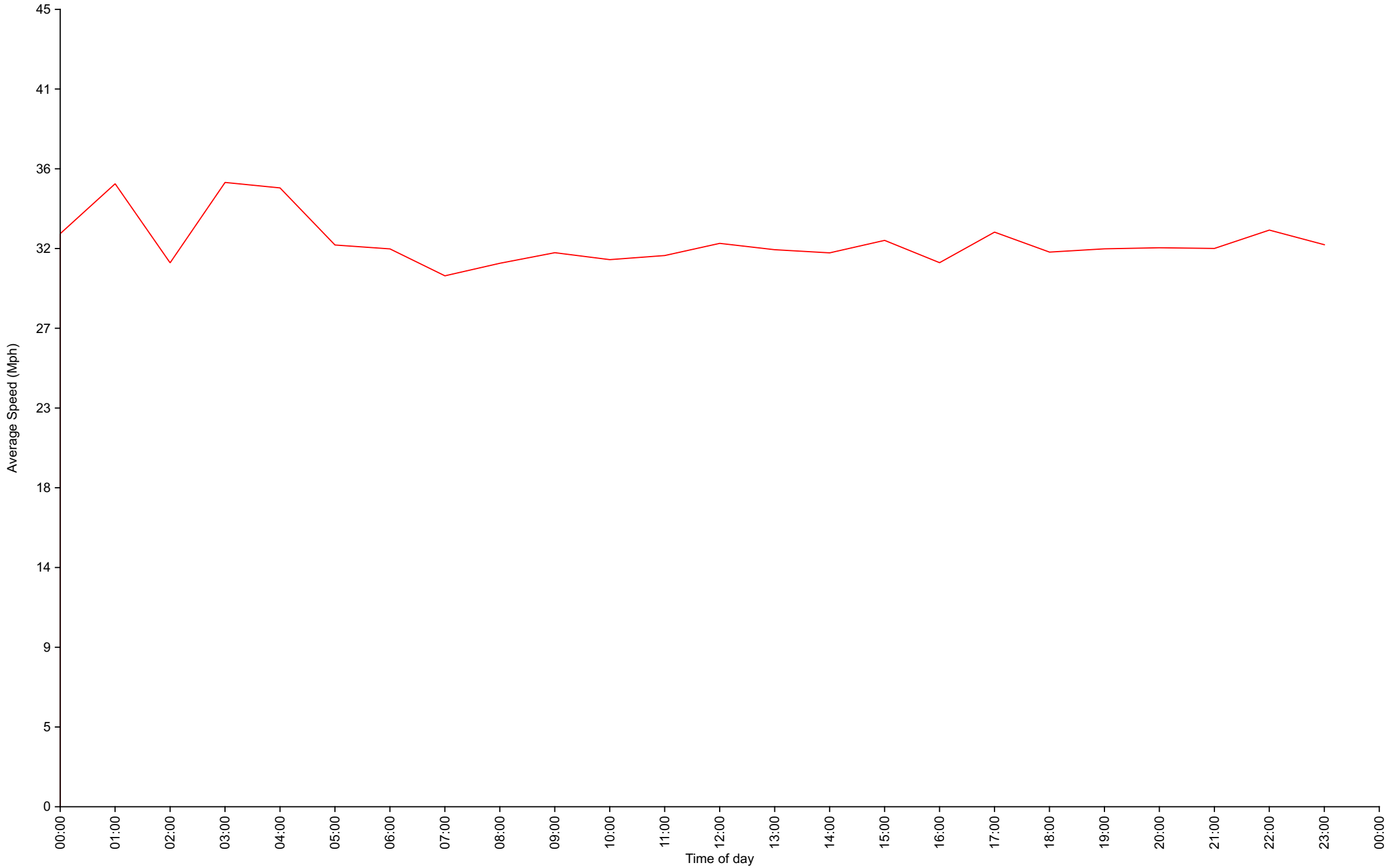
Daily Overview for Sun Dec 1 2024



Average Speed By Hour

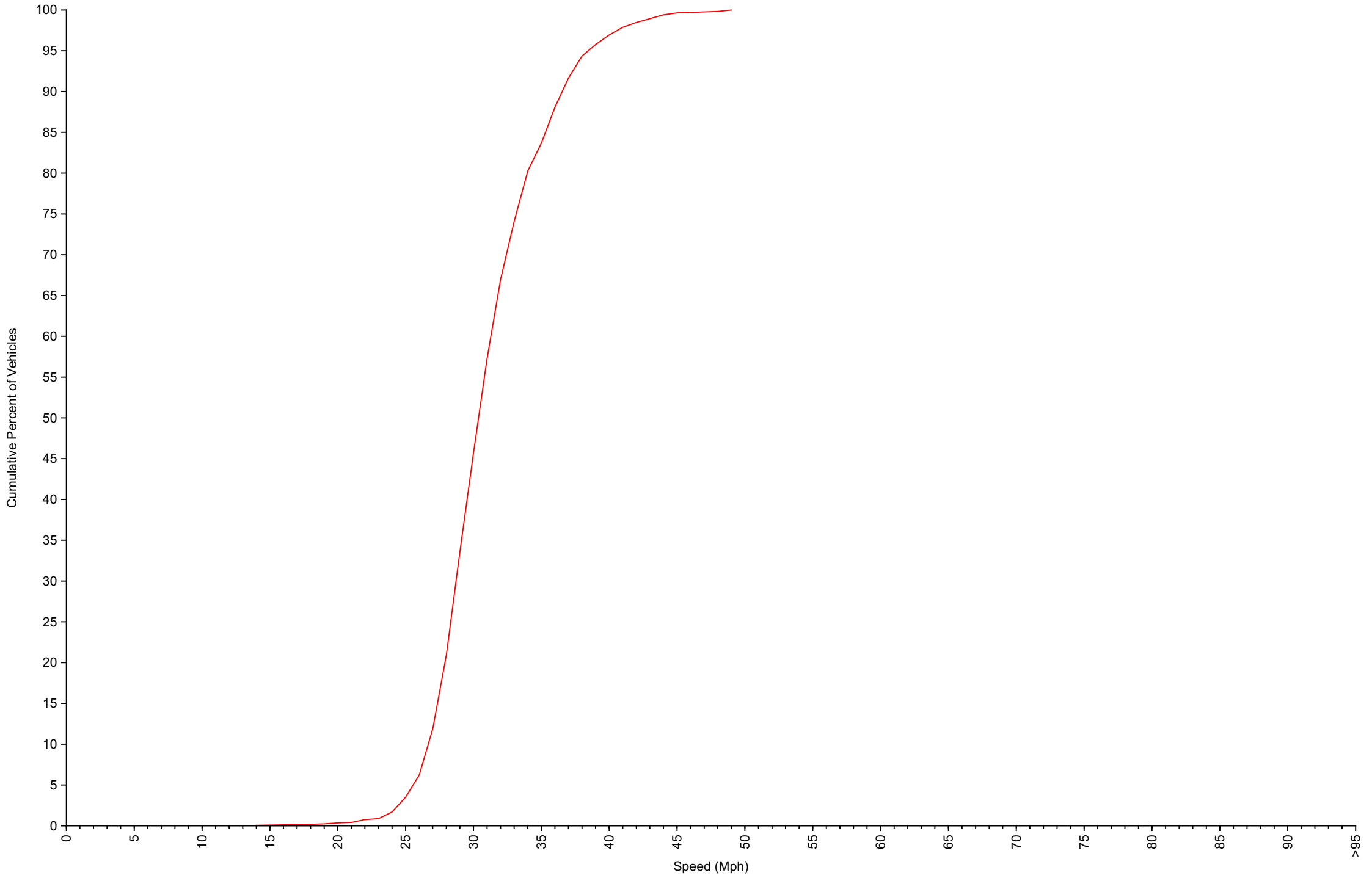
Daily Overview for Sun Dec 1 2024

(60 Minute Resolution)



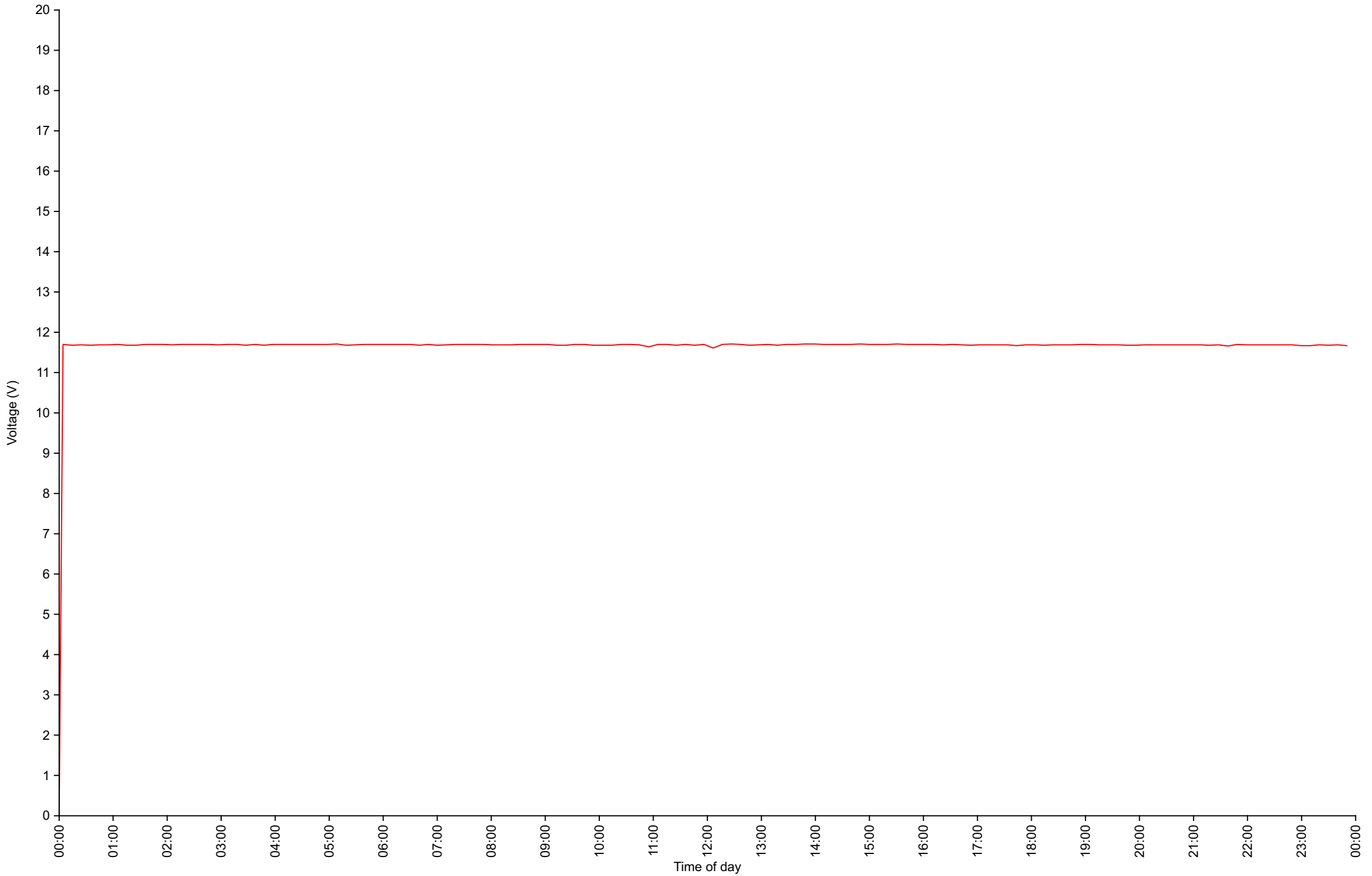
Cumulative Speed Distribution Curve

Daily Overview for Sun Dec 1 2024



Voltage

Daily Overview for Sun Dec 1 2024



Traffic Report - York Road

Daily Overview for Mon Dec 2 2024

Vehicle Speed Classes (Mph)

	<15	15 20	20 25	25 30	30 35	35 40	40 45	45 50	50 55	55 60	60 65	65 70	>70	Total	85th Percentile
00:00	0	0	0	2	0	2	1	0	0	0	0	0	0	5	38.5
01:00	0	0	0	3	1	2	0	0	0	0	0	0	0	6	36.3
02:00	0	0	0	2	0	0	1	0	0	0	0	0	0	3	35.3
03:00	0	0	0	0	3	0	0	0	0	0	0	0	0	3	33.5
04:00	0	0	0	0	3	1	3	0	0	0	0	0	0	7	41.9
05:00	0	0	0	13	13	4	6	1	0	0	0	0	0	37	40.2
06:00	0	0	0	21	28	10	4	0	0	0	0	0	0	63	36.2
07:00	0	0	1	64	77	15	2	2	0	0	0	0	0	161	33.4
08:00	0	0	6	77	80	12	2	0	0	0	0	0	0	177	32.3
09:00	0	0	4	60	56	9	0	0	0	0	0	0	0	129	31.9
10:00	0	0	5	41	55	17	1	0	0	0	0	0	0	119	34.0
11:00	0	0	1	60	58	14	3	0	0	0	0	0	0	136	33.6
12:00	1	0	2	61	72	12	8	1	0	0	0	0	0	157	33.7
13:00	1	1	3	61	81	13	1	0	0	0	0	0	0	161	33.1
14:00	0	1	3	66	80	19	1	0	0	0	0	0	0	170	33.3
15:00	0	0	2	75	76	16	0	1	0	0	0	0	0	170	32.7
16:00	0	0	7	85	79	9	1	2	0	0	0	0	0	183	31.9
17:00	0	0	6	82	93	19	1	0	0	0	0	0	0	201	32.8
18:00	0	0	3	51	74	15	1	0	0	1	0	0	0	145	33.4
19:00	0	0	0	48	42	21	2	1	0	0	0	0	0	114	35.1
20:00	0	0	0	27	49	7	5	0	0	0	0	0	0	88	33.8
21:00	0	0	0	22	22	13	3	0	0	0	0	0	0	60	35.9
22:00	0	0	0	15	9	8	4	0	0	0	0	0	0	36	37.2
23:00	0	0	0	5	4	2	1	1	1	0	0	0	0	14	39.7
AM Total	0	0	17	343	374	86	23	3	0	0	0	0	0		
PM Total	2	2	26	598	681	154	28	6	1	1	0	0	0		
Total	2	2	43	941	1055	240	51	9	1	1	0	0	0		
Percent	0.09%	0.09%	1.83%	40.13%	44.99%	10.23%	2.17%	0.38%	0.04%	0.04%	0.00%	0.00%	0.00%		

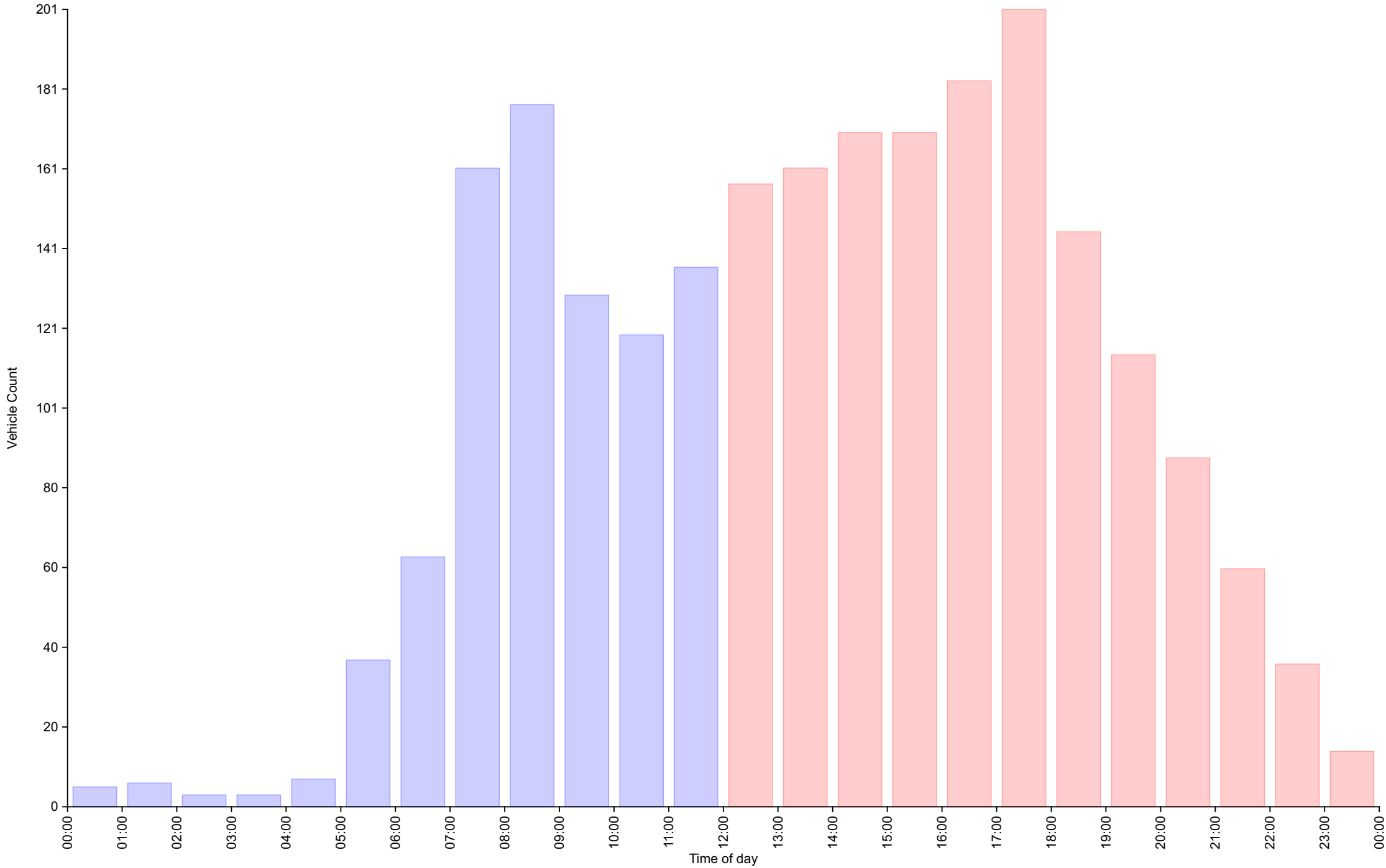
Time of day

Total Vehicles : 2345
 30th Percentile : 28.1 MPH
 50th Percentile : 29.6 MPH
 85th Percentile : 33.5 MPH
 95th Percentile : 37.0 MPH
 Average Speed : 30.6 MPH
 Highest Speed : 56.2 MPH
 Total Over Speed Limit : 57.9 % (1357 / 2345)

Vehicle Counts By Hour

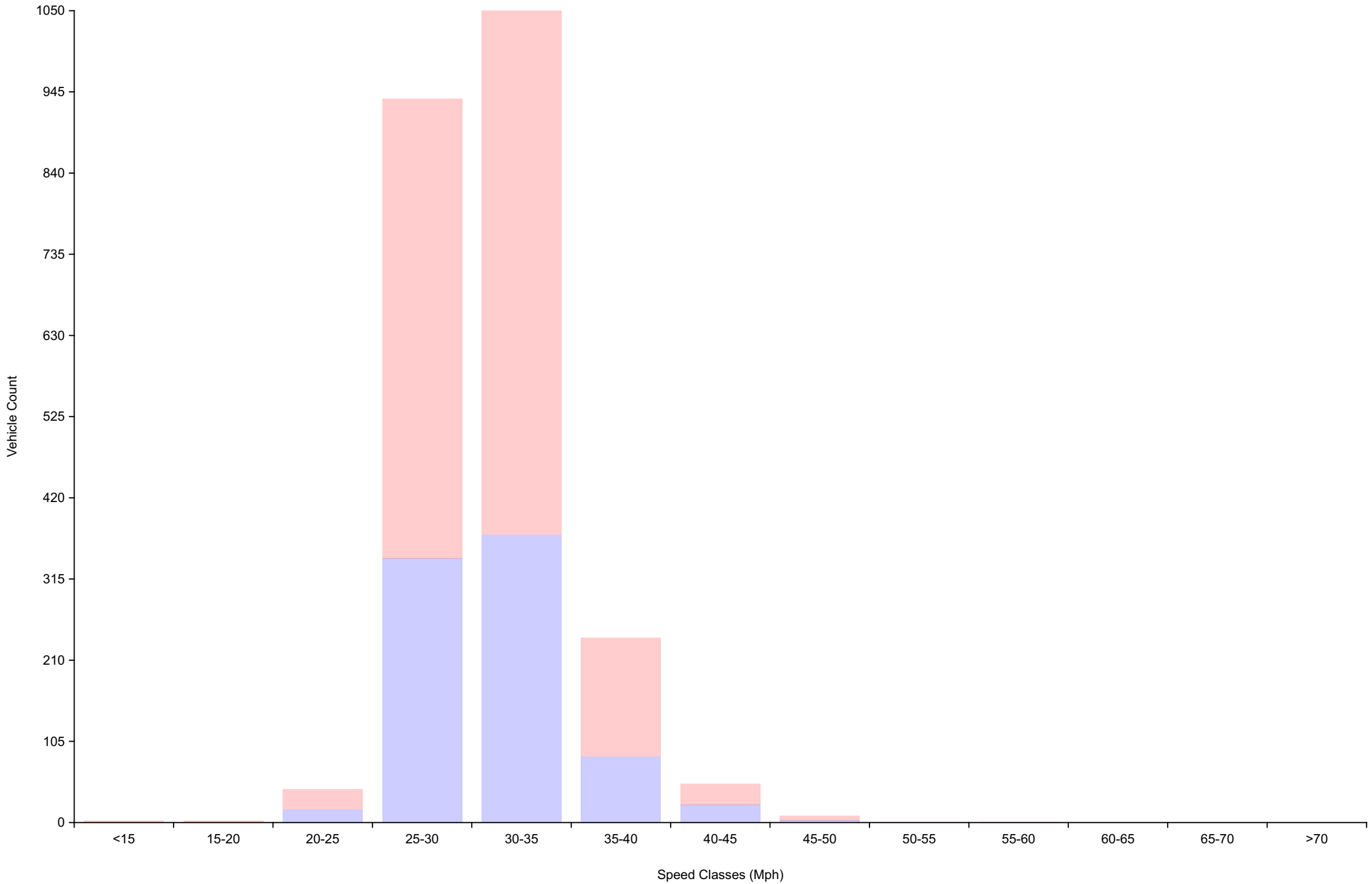
Daily Overview for Mon Dec 2 2024

(60 Minute Resolution)



Vehicle Counts By Speed Class

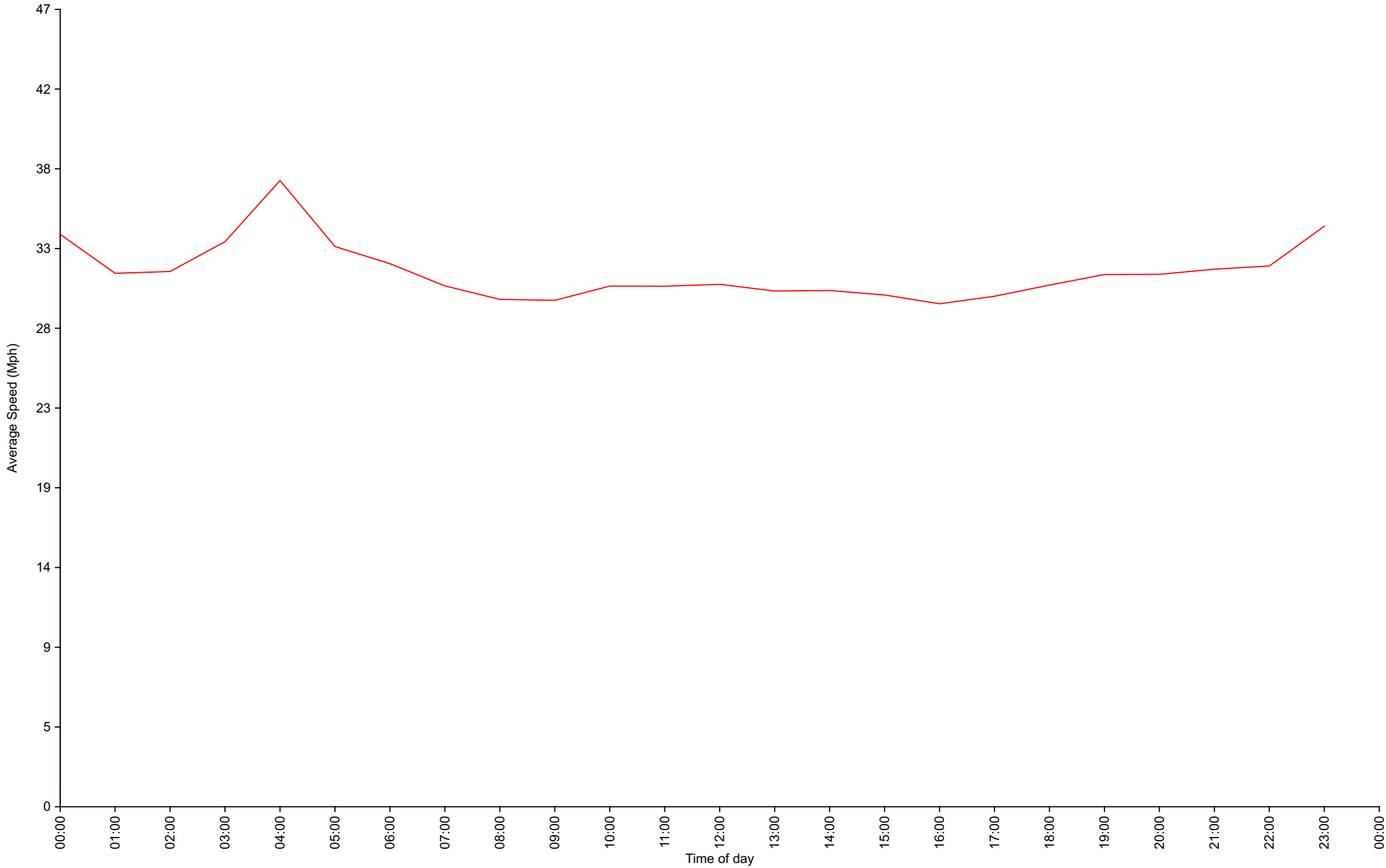
Daily Overview for Mon Dec 2 2024



Average Speed By Hour

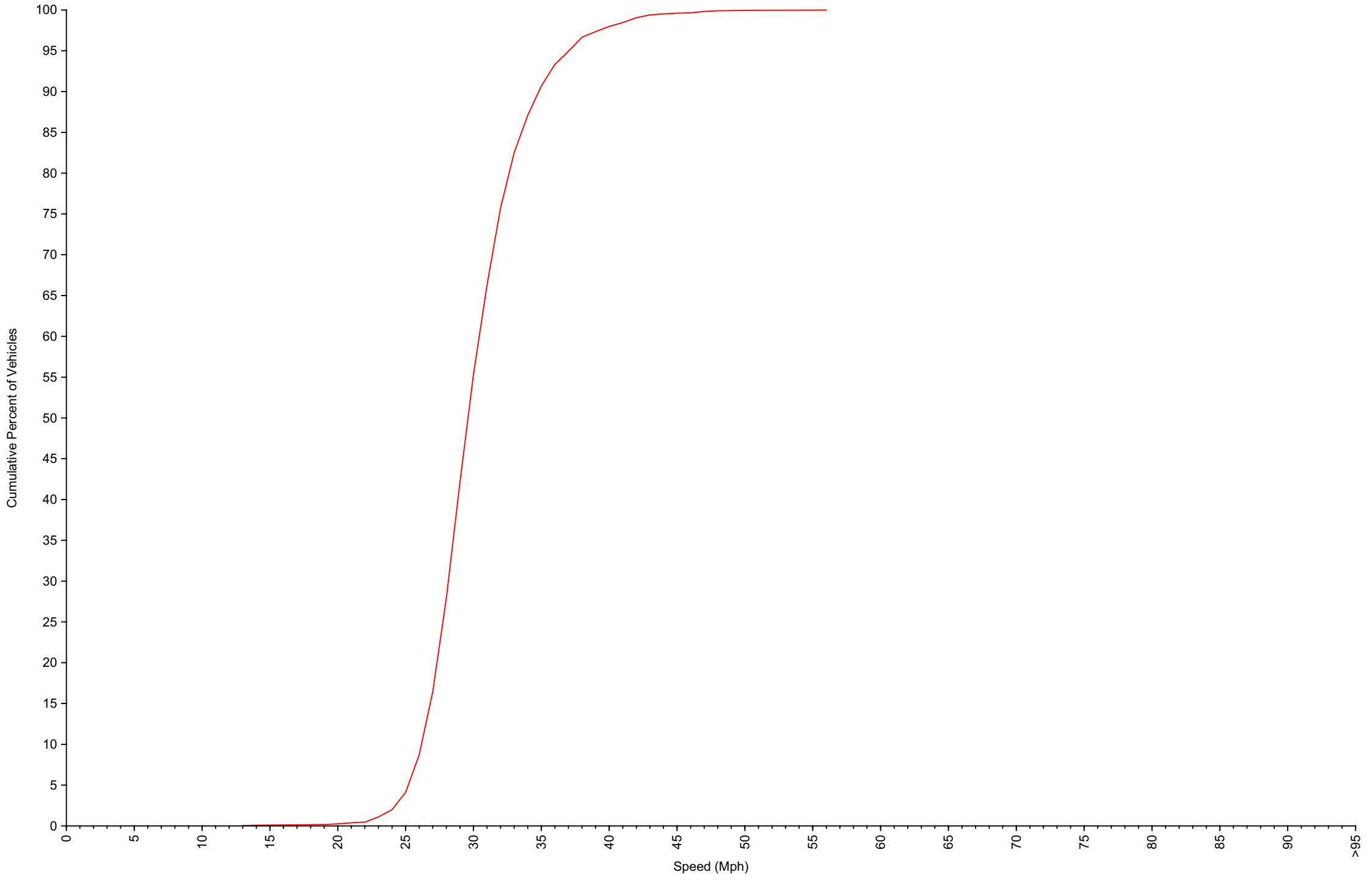
Daily Overview for Mon Dec 2 2024

(60 Minute Resolution)



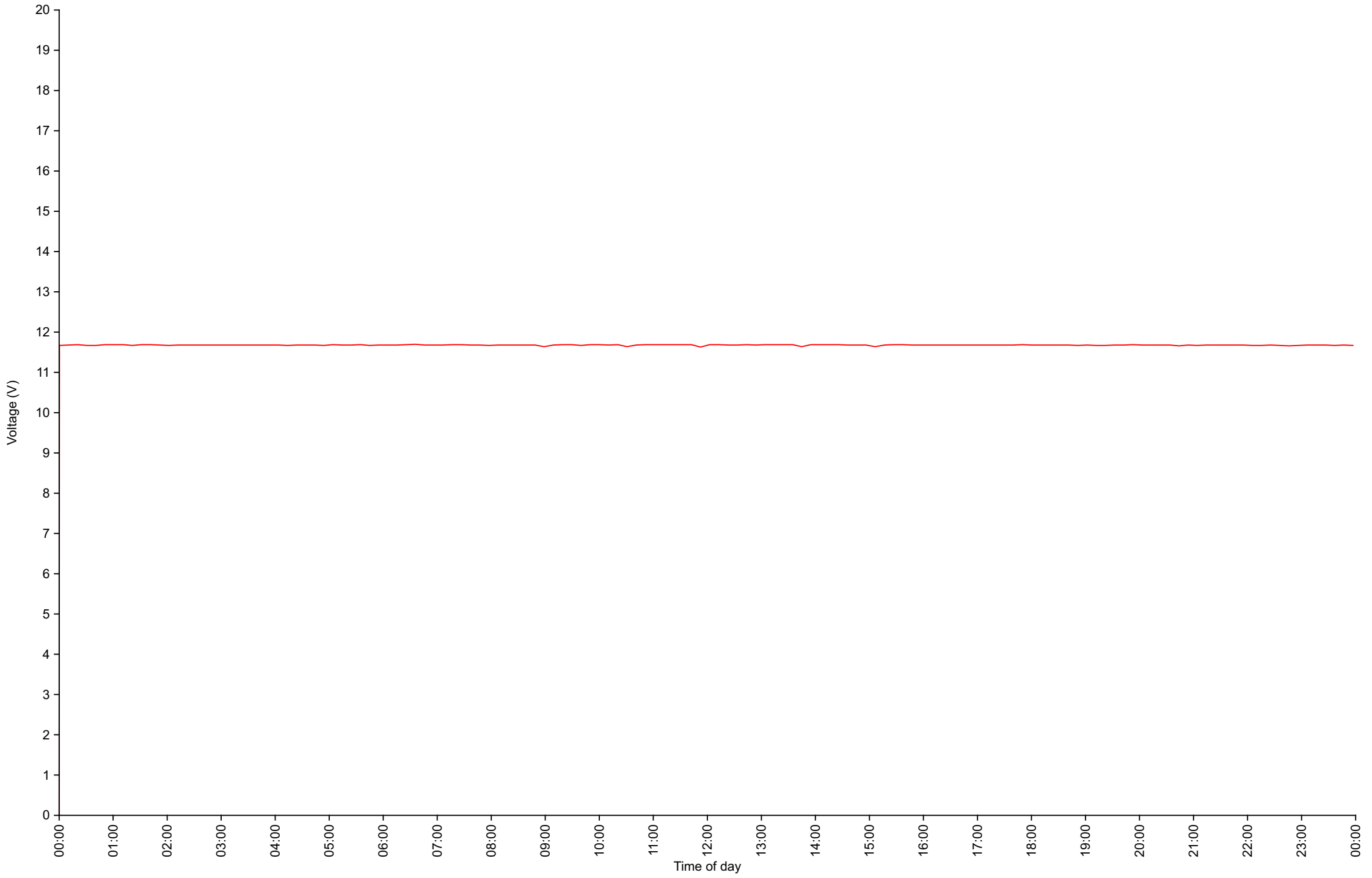
Cumulative Speed Distribution Curve

Daily Overview for Mon Dec 2 2024



Voltage

Daily Overview for Mon Dec 2 2024



Traffic Report - York Road

Daily Overview for Tue Dec 3 2024

Vehicle Speed Classes (Mph)

	<15	15 20	20 25	25 30	30 35	35 40	40 45	45 50	50 55	55 60	60 65	65 70	>70	Total	85th Percentile
00:00	0	0	0	1	2	2	1	0	1	0	0	0	0	7	41.8
01:00	0	0	0	2	3	2	0	0	0	0	0	0	0	7	34.9
02:00	0	0	0	1	0	1	0	0	0	0	0	0	0	2	34.1
03:00	0	0	0	0	0	1	0	0	0	0	0	0	0	1	35.1
04:00	0	0	0	2	2	0	0	1	0	0	0	0	0	5	36.8
05:00	0	0	1	11	10	8	9	2	0	0	0	0	0	41	41.4
06:00	0	0	0	20	36	12	4	0	0	0	0	0	0	72	35.2
07:00	0	0	6	71	76	17	2	1	0	0	0	0	0	173	33.0
08:00	0	0	7	83	83	7	0	0	0	0	0	0	0	180	31.9
09:00	0	0	1	71	60	8	0	0	0	0	0	0	0	140	31.7
10:00	0	0	0	49	56	12	5	0	0	0	0	0	0	122	33.6
11:00	0	0	2	40	75	17	4	0	0	0	0	0	0	138	34.0
12:00	0	0	5	37	69	24	3	0	0	0	0	0	0	138	35.1
13:00	0	1	4	57	65	11	5	0	0	0	0	0	0	143	33.0
14:00	1	0	4	63	78	9	1	0	0	0	0	0	0	156	32.2
15:00	0	0	1	67	83	17	0	0	0	0	0	0	0	168	32.9
16:00	0	0	5	70	92	18	1	0	0	0	0	0	0	186	32.5
17:00	0	0	3	90	94	26	0	0	0	0	0	0	0	213	33.3
18:00	0	0	5	63	73	7	3	0	0	0	0	0	0	151	32.5
19:00	0	0	2	49	51	12	2	0	0	0	0	0	0	116	33.4
20:00	0	0	2	22	34	14	1	0	0	1	0	0	0	74	35.6
21:00	0	0	0	29	30	9	2	0	0	0	0	0	0	70	34.1
22:00	0	0	0	12	34	6	1	1	0	0	0	0	0	54	34.0
23:00	0	0	0	7	17	5	2	0	0	0	0	0	0	31	35.4
AM Total	0	0	17	351	403	87	25	4	1	0	0	0	0		
PM Total	1	1	31	566	720	158	21	1	0	1	0	0	0		
Total	1	1	48	917	1123	245	46	5	1	1	0	0	0		
Percent	0.04%	0.04%	2.01%	38.40%	47.03%	10.26%	1.93%	0.21%	0.04%	0.04%	0.00%	0.00%	0.00%		

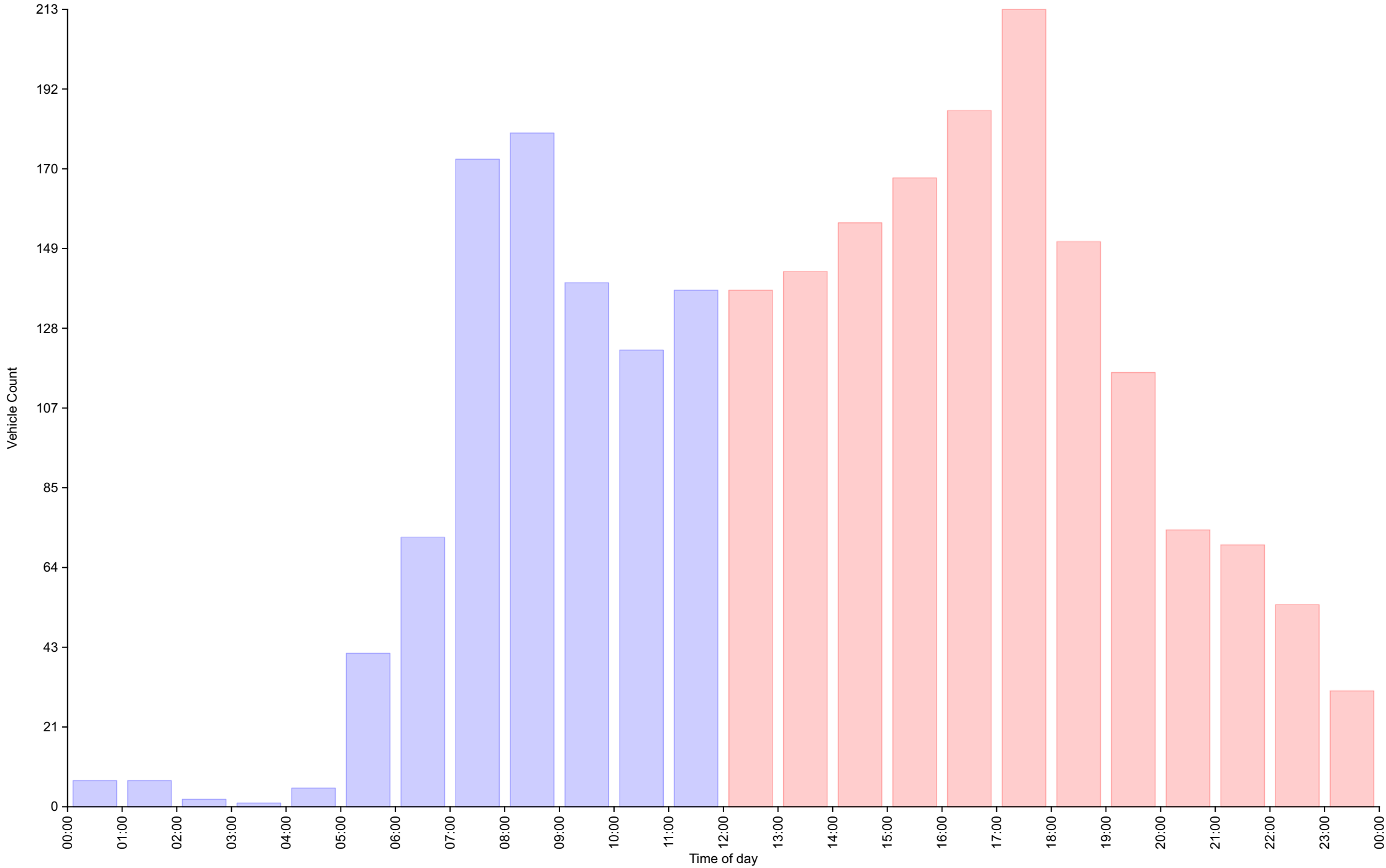
Time of day

Total Vehicles : 2388
 30th Percentile : 28.3 MPH
 50th Percentile : 29.7 MPH
 85th Percentile : 33.3 MPH
 95th Percentile : 36.8 MPH
 Average Speed : 30.6 MPH
 Highest Speed : 56.3 MPH
 Total Over Speed Limit : 59.5 % (1421 / 2388)

Vehicle Counts By Hour

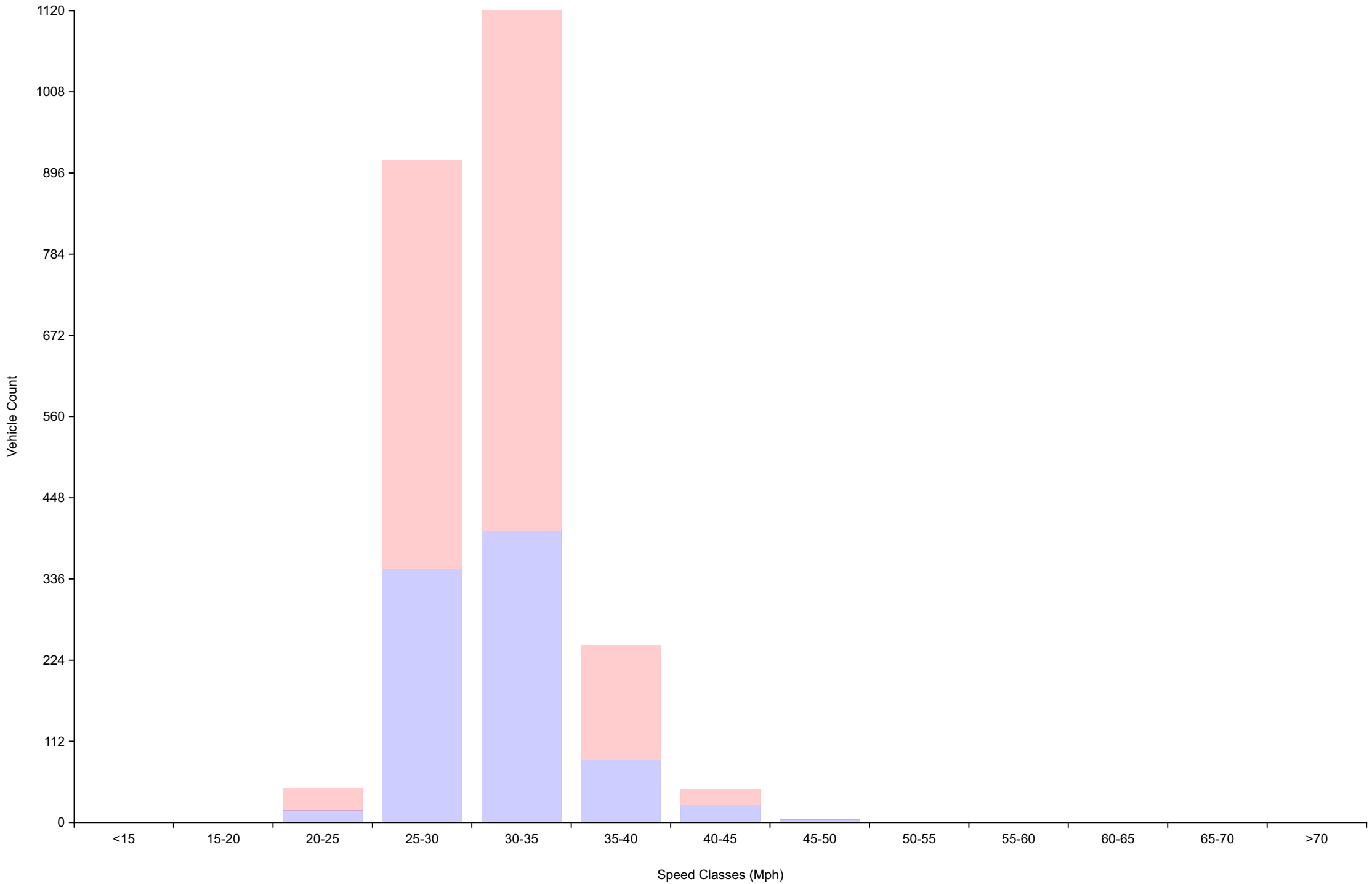
Daily Overview for Tue Dec 3 2024

(60 Minute Resolution)



Vehicle Counts By Speed Class

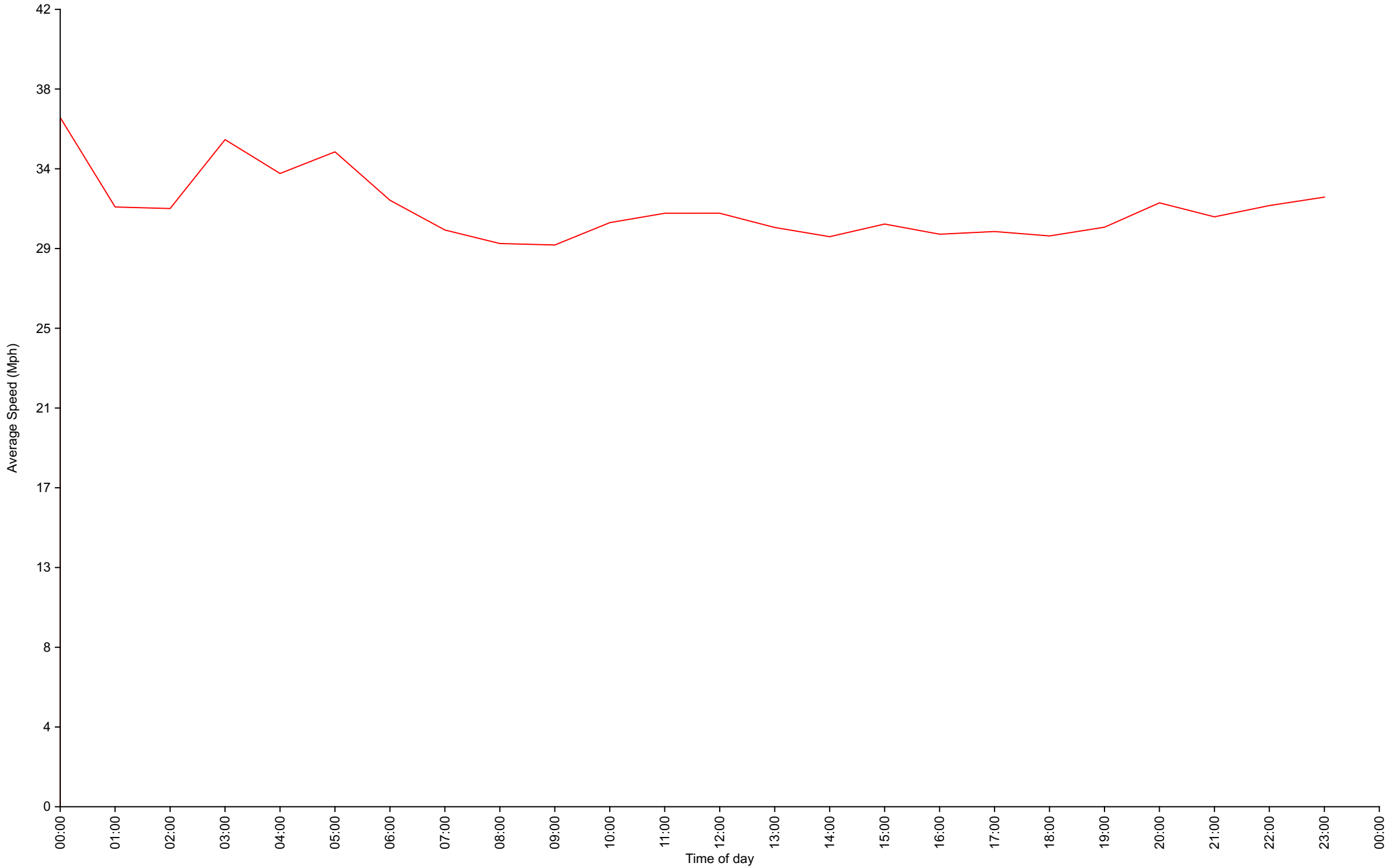
Daily Overview for Tue Dec 3 2024



Average Speed By Hour

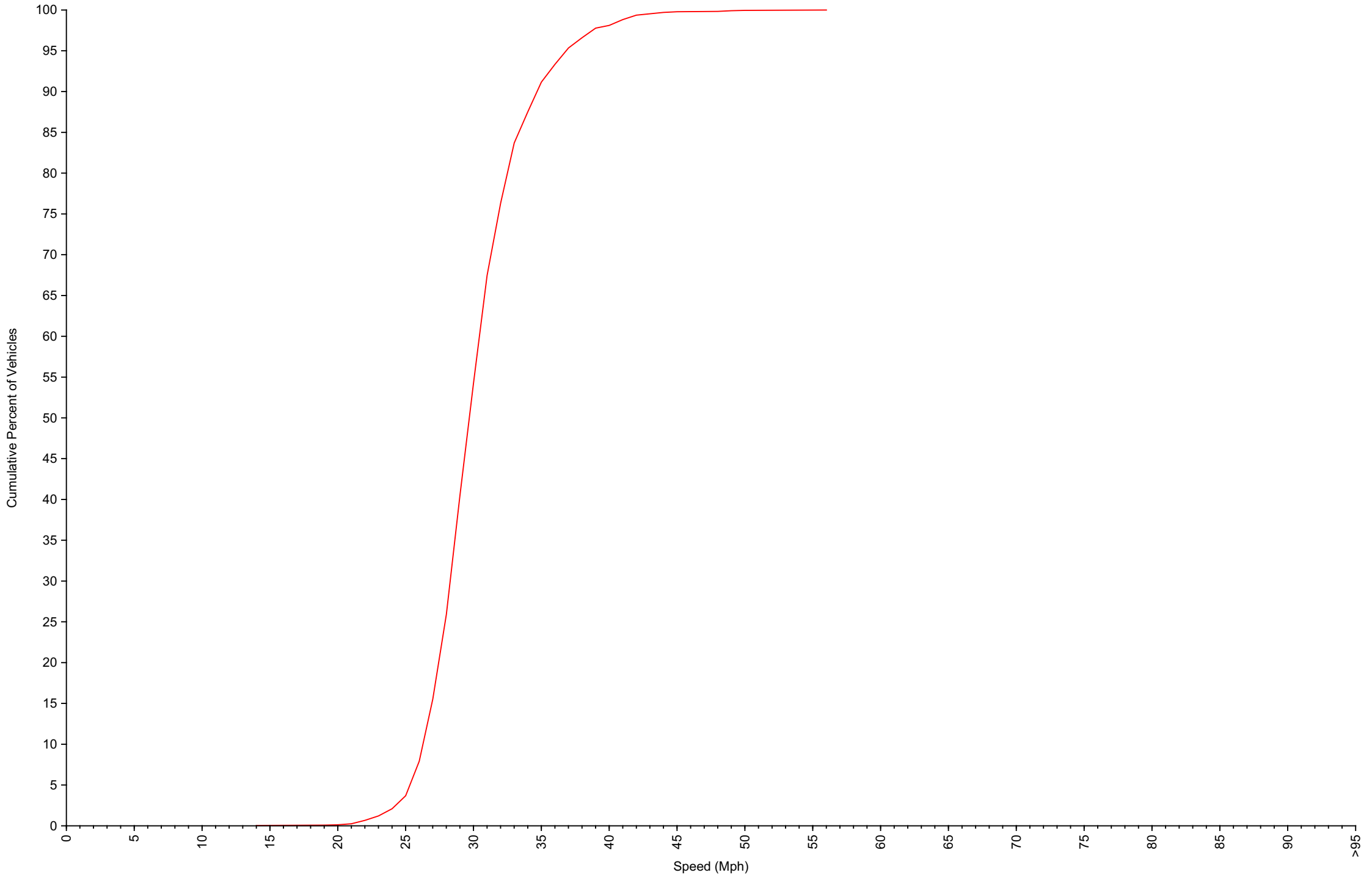
Daily Overview for Tue Dec 3 2024

(60 Minute Resolution)



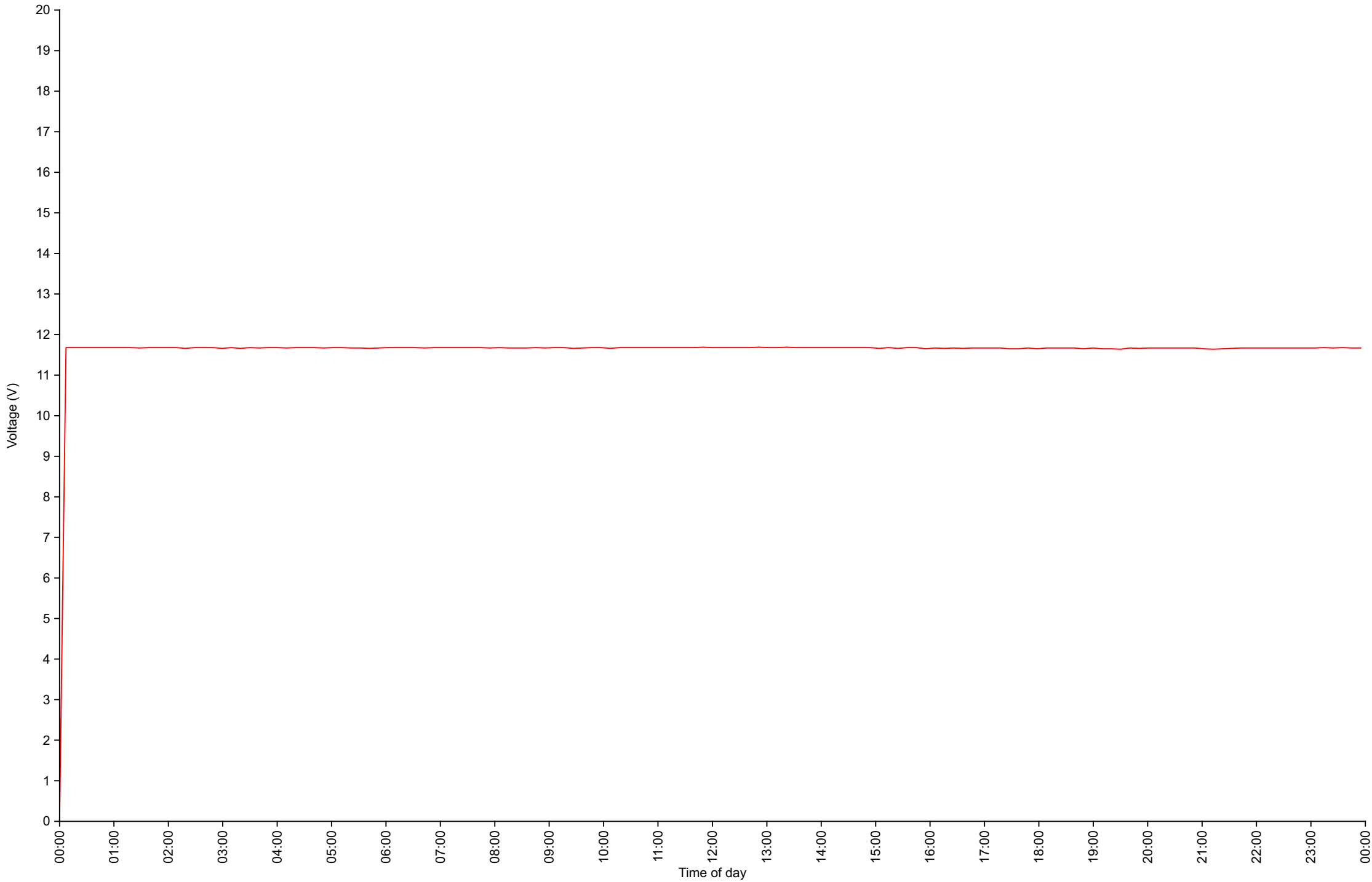
Cumulative Speed Distribution Curve

Daily Overview for Tue Dec 3 2024



Voltage

Daily Overview for Tue Dec 3 2024



Traffic Report - York Road

Daily Overview for Wed Dec 4 2024

Vehicle Speed Classes (Mph)

	<15	15 20	20 25	25 30	30 35	35 40	40 45	45 50	50 55	55 60	60 65	65 70	>70	Total	85th Percentile
00:00	0	0	0	3	5	2	2	0	1	0	0	0	0	13	40.0
01:00	0	0	0	0	4	1	0	0	0	0	0	0	0	5	35.3
02:00	0	0	1	0	1	1	0	0	0	0	0	0	0	3	34.9
03:00	0	0	0	0	1	2	0	0	0	0	0	0	0	3	36.1
04:00	0	0	0	1	3	3	0	2	0	0	0	0	0	9	40.9
05:00	0	0	1	9	12	7	4	1	0	1	0	0	0	35	39.4
06:00	0	0	0	22	35	14	0	1	0	0	0	0	0	72	34.7
07:00	0	0	0	67	82	16	4	1	1	0	0	0	0	171	33.6
08:00	0	0	1	84	94	11	1	1	0	0	0	0	0	192	32.4
09:00	0	0	1	70	64	15	2	1	0	0	0	0	0	153	32.3
10:00	0	0	2	59	71	12	1	0	0	0	0	0	0	145	32.5
11:00	0	0	6	54	62	14	4	0	0	0	0	0	0	140	33.2
12:00	0	0	2	53	52	14	3	1	0	0	0	0	0	125	33.2
13:00	0	0	6	57	70	18	3	0	0	0	0	0	0	154	33.5
14:00	0	2	4	66	94	20	2	1	0	0	0	0	0	189	33.6
15:00	0	0	4	62	76	21	7	1	0	0	0	0	0	171	34.4
16:00	0	0	7	79	85	14	2	1	0	0	0	0	0	188	33.1
17:00	0	1	6	92	89	15	5	0	0	0	0	0	0	208	32.8
18:00	0	0	3	65	64	12	0	0	0	0	0	0	0	144	32.1
19:00	0	0	3	43	63	10	2	2	0	0	0	0	0	123	33.4
20:00	0	0	1	25	36	16	4	0	0	0	0	0	0	82	35.7
21:00	0	0	0	20	29	13	2	0	1	0	0	0	0	65	36.1
22:00	0	0	1	17	19	12	2	0	0	0	0	0	0	51	36.2
23:00	0	1	0	4	13	5	1	0	0	0	0	0	0	24	36.4
AM Total	0	0	12	369	434	98	18	7	2	1	0	0	0		
PM Total	0	4	37	583	690	170	33	6	1	0	0	0	0		
Total	0	4	49	952	1124	268	51	13	3	1	0	0	0		
Percent	0.00%	0.16%	1.99%	38.62%	45.60%	10.87%	2.07%	0.53%	0.12%	0.04%	0.00%	0.00%	0.00%		

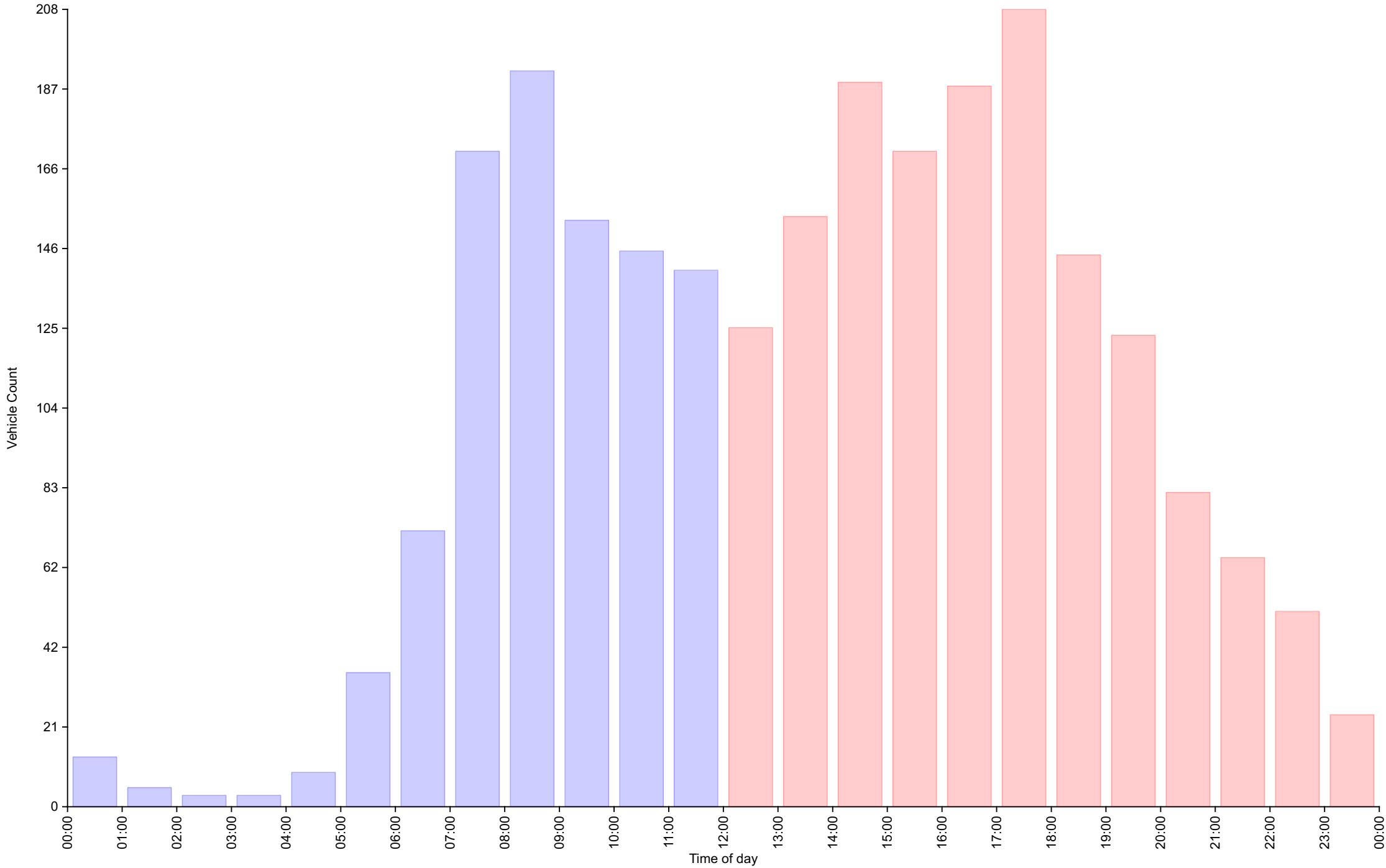
Time of day

Total Vehicles : 2465
 30th Percentile : 28.3 MPH
 50th Percentile : 29.7 MPH
 85th Percentile : 33.7 MPH
 95th Percentile : 37.5 MPH
 Average Speed : 30.8 MPH
 Highest Speed : 57.8 MPH
 Total Over Speed Limit : 59.2 % (1460 / 2465)

Vehicle Counts By Hour

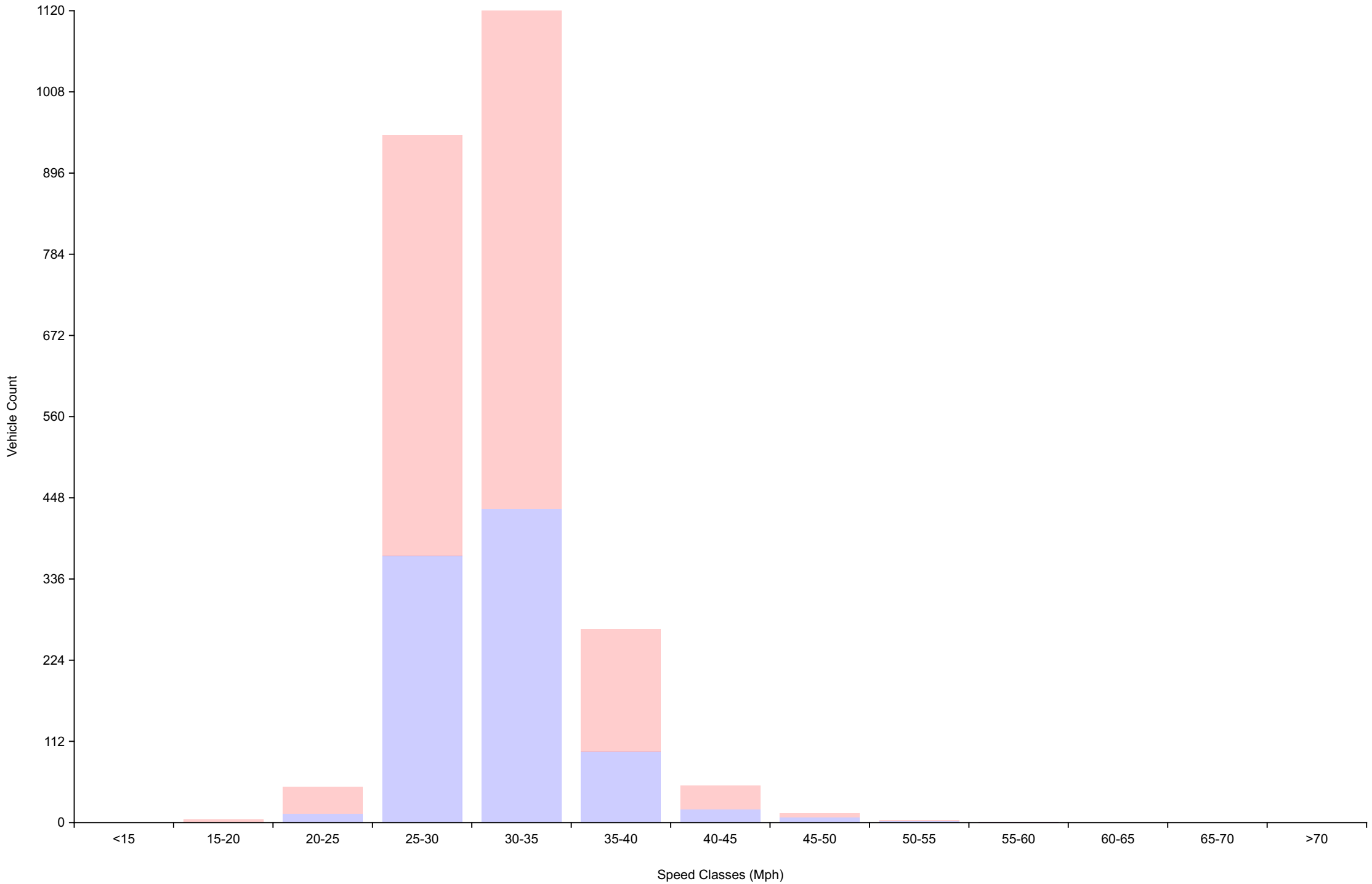
Daily Overview for Wed Dec 4 2024

(60 Minute Resolution)



Vehicle Counts By Speed Class

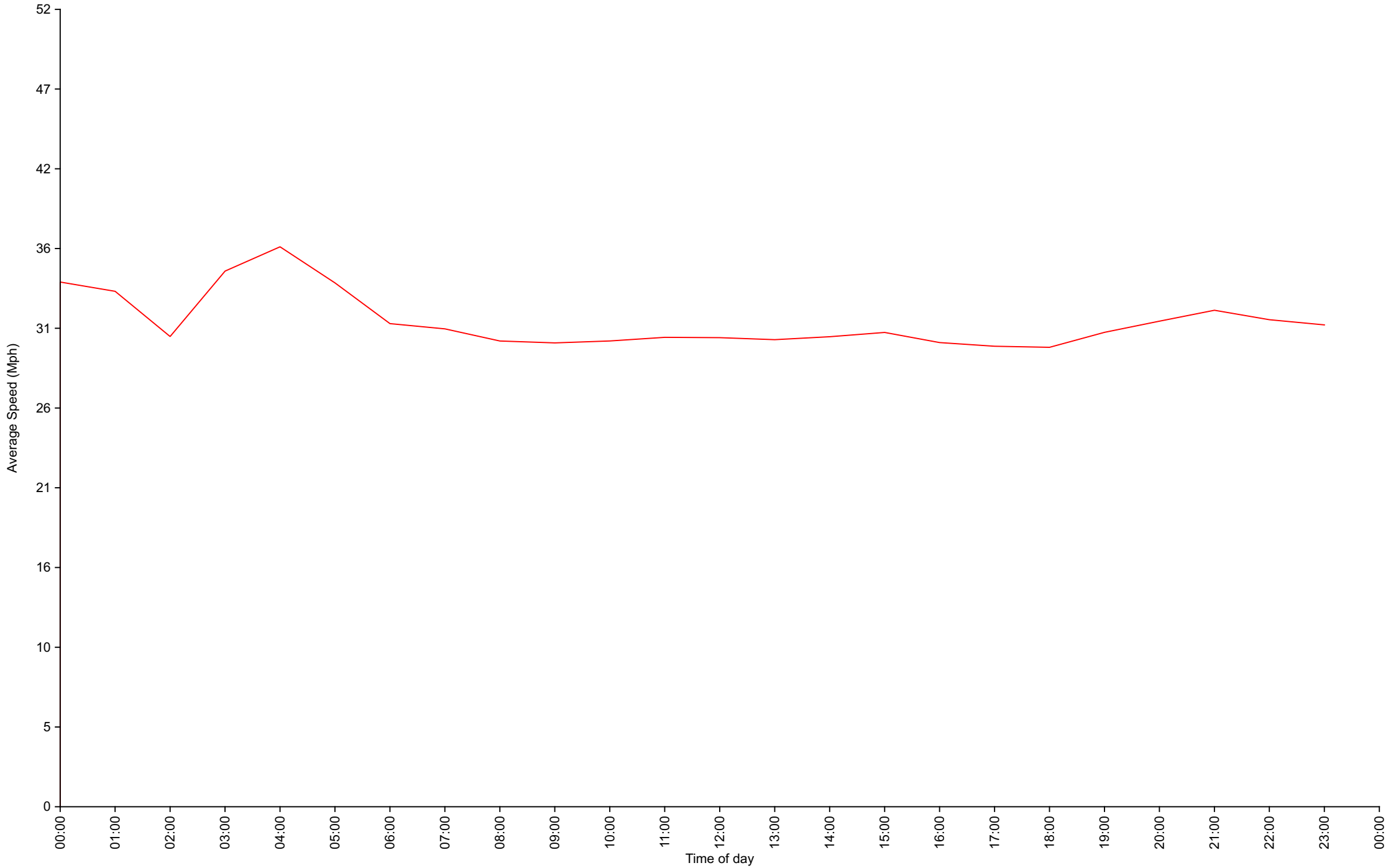
Daily Overview for Wed Dec 4 2024



Average Speed By Hour

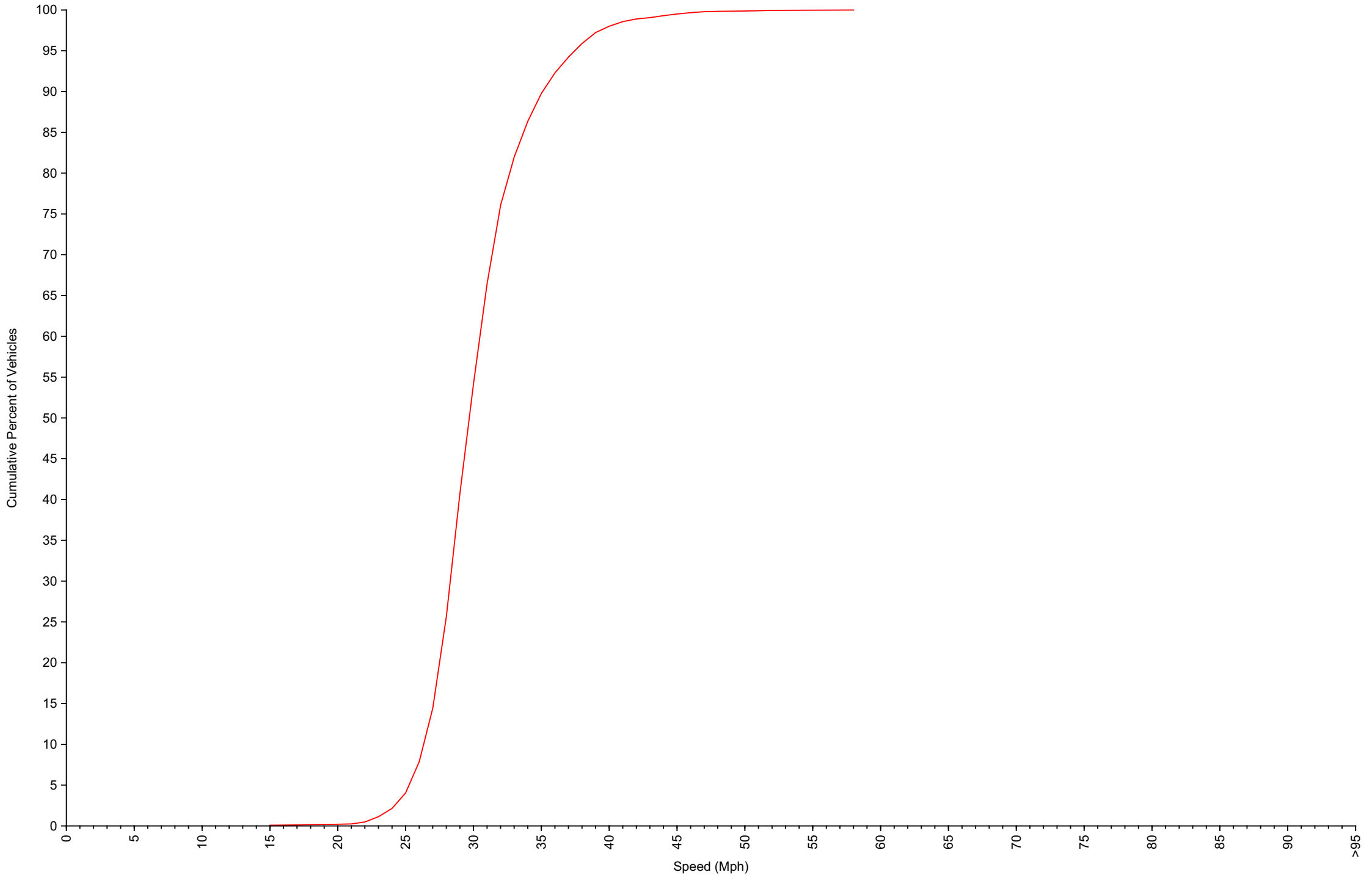
Daily Overview for Wed Dec 4 2024

(60 Minute Resolution)



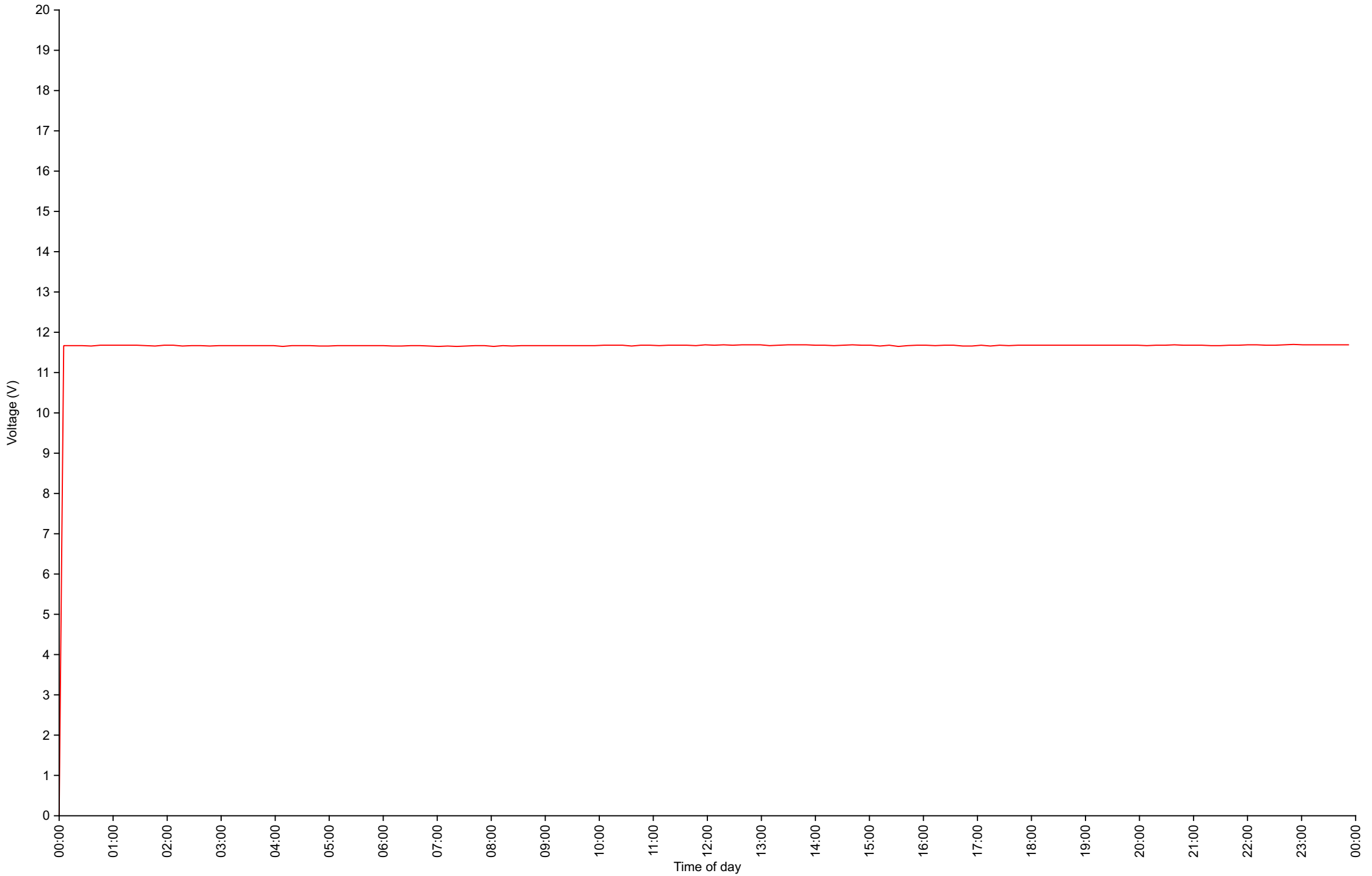
Cumulative Speed Distribution Curve

Daily Overview for Wed Dec 4 2024



Voltage

Daily Overview for Wed Dec 4 2024



Traffic Report - York Road

Daily Overview for Thu Dec 5 2024

Vehicle Speed Classes (Mph)

	<15	15 20	20 25	25 30	30 35	35 40	40 45	45 50	50 55	55 60	60 65	65 70	>70	Total	85th Percentile
00:00	0	0	0	0	4	1	1	0	0	0	0	0	0	6	35.7
01:00	0	0	0	2	2	1	0	0	0	0	0	0	0	5	32.0
02:00	0	0	0	0	1	1	0	0	0	0	0	0	0	2	34.4
03:00	0	0	0	0	0	1	2	0	0	0	0	0	0	3	42.1
04:00	0	0	1	2	8	3	2	2	0	0	0	0	0	18	41.2
05:00	0	0	1	9	11	8	3	0	0	0	0	0	0	32	37.6
06:00	0	0	0	22	31	16	3	0	0	0	0	0	0	72	35.9
07:00	0	0	4	46	67	25	1	0	0	0	0	0	0	143	34.6
08:00	0	1	8	88	96	4	4	0	0	0	0	0	0	201	31.9
09:00	0	0	5	63	67	8	0	0	0	0	0	0	0	143	32.2
10:00	1	0	5	52	68	12	3	1	0	0	0	0	0	142	32.8
11:00	0	0	4	61	63	12	2	0	0	0	0	0	0	142	32.6
12:00	0	0	2	48	70	16	2	0	0	0	0	0	0	138	33.5
13:00	0	0	3	70	68	24	2	1	0	0	0	0	0	168	34.3
14:00	0	1	2	75	67	19	4	0	0	0	0	0	0	168	33.8
15:00	0	0	7	71	67	15	4	0	0	0	0	0	0	164	32.9
16:00	0	0	3	88	64	14	4	0	0	0	0	0	0	173	32.7
17:00	0	0	4	78	59	8	0	0	0	0	0	0	0	149	31.9
18:00	0	0	11	63	58	8	4	0	0	0	0	0	0	144	33.0
19:00	0	0	3	38	46	17	2	0	0	0	0	0	0	106	35.0
20:00	0	0	0	33	26	5	5	2	0	0	0	0	0	71	34.7
21:00	0	0	4	18	36	8	5	0	0	0	0	0	0	71	35.2
22:00	0	0	0	19	20	8	2	2	0	0	0	0	0	51	36.7
23:00	0	0	1	5	10	9	2	0	0	0	0	0	0	27	38.5
AM Total	1	1	28	345	418	92	21	3	0	0	0	0	0		
PM Total	0	1	40	606	591	151	36	5	0	0	0	0	0		
Total	1	2	68	951	1009	243	57	8	0	0	0	0	0		
Percent	0.04%	0.09%	2.91%	40.66%	43.14%	10.39%	2.44%	0.34%	0.00%	0.00%	0.00%	0.00%	0.00%		

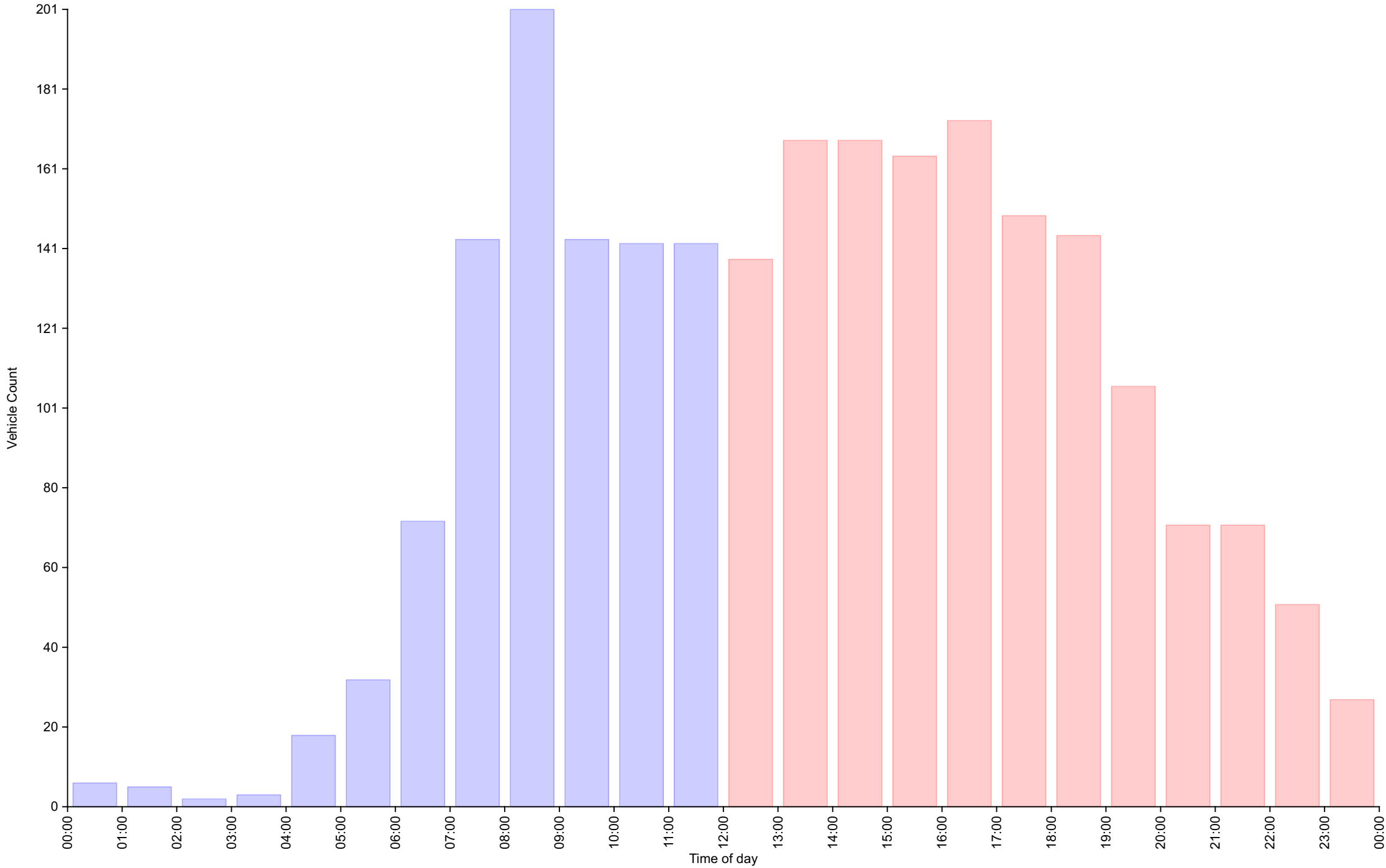
Time of day

Total Vehicles : 2339
 30th Percentile : 28.0 MPH
 50th Percentile : 29.5 MPH
 85th Percentile : 33.6 MPH
 95th Percentile : 37.1 MPH
 Average Speed : 30.5 MPH
 Highest Speed : 49.1 MPH
 Total Over Speed Limit : 56.3 % (1317 / 2339)

Vehicle Counts By Hour

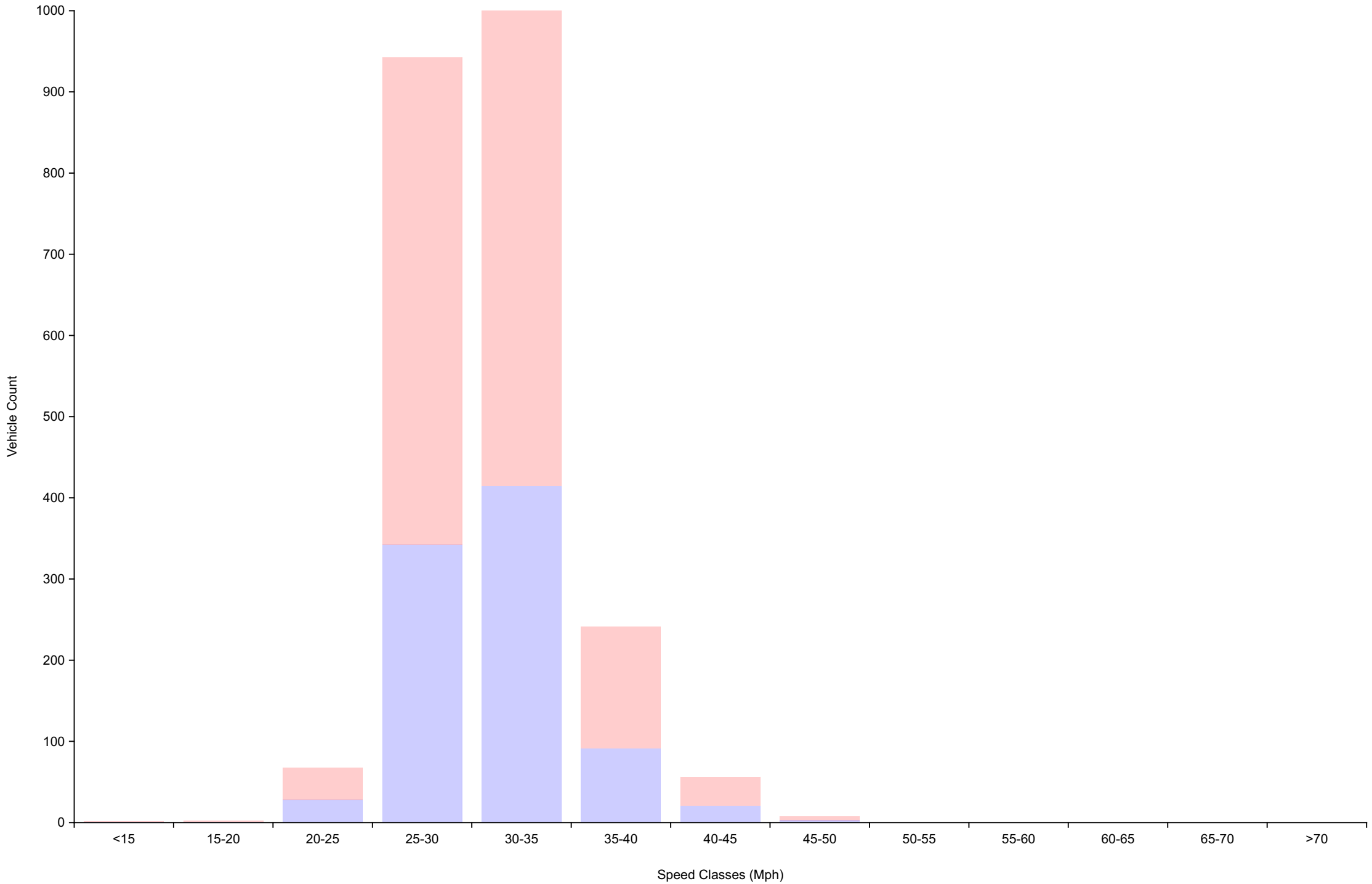
Daily Overview for Thu Dec 5 2024

(60 Minute Resolution)



Vehicle Counts By Speed Class

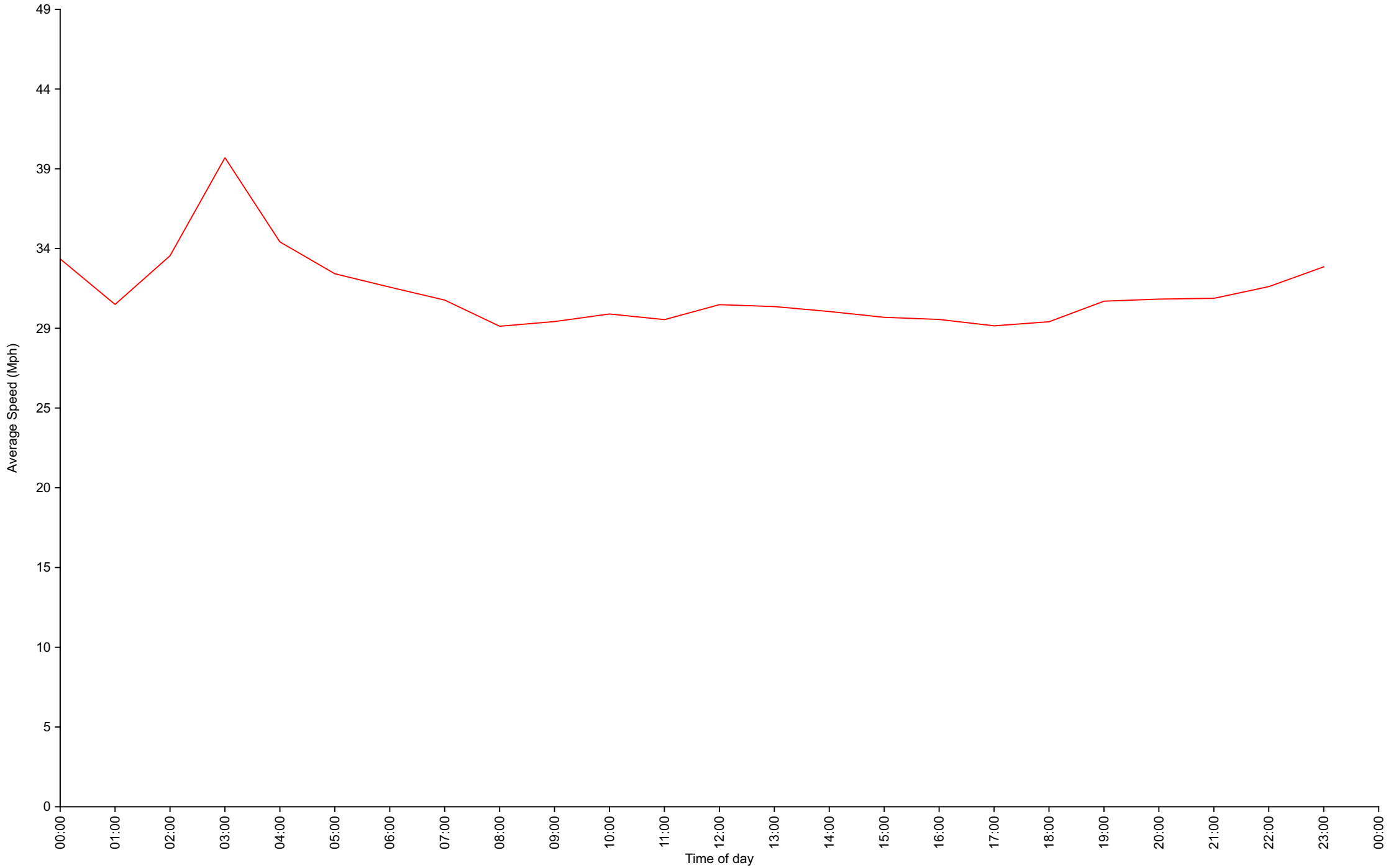
Daily Overview for Thu Dec 5 2024



Average Speed By Hour

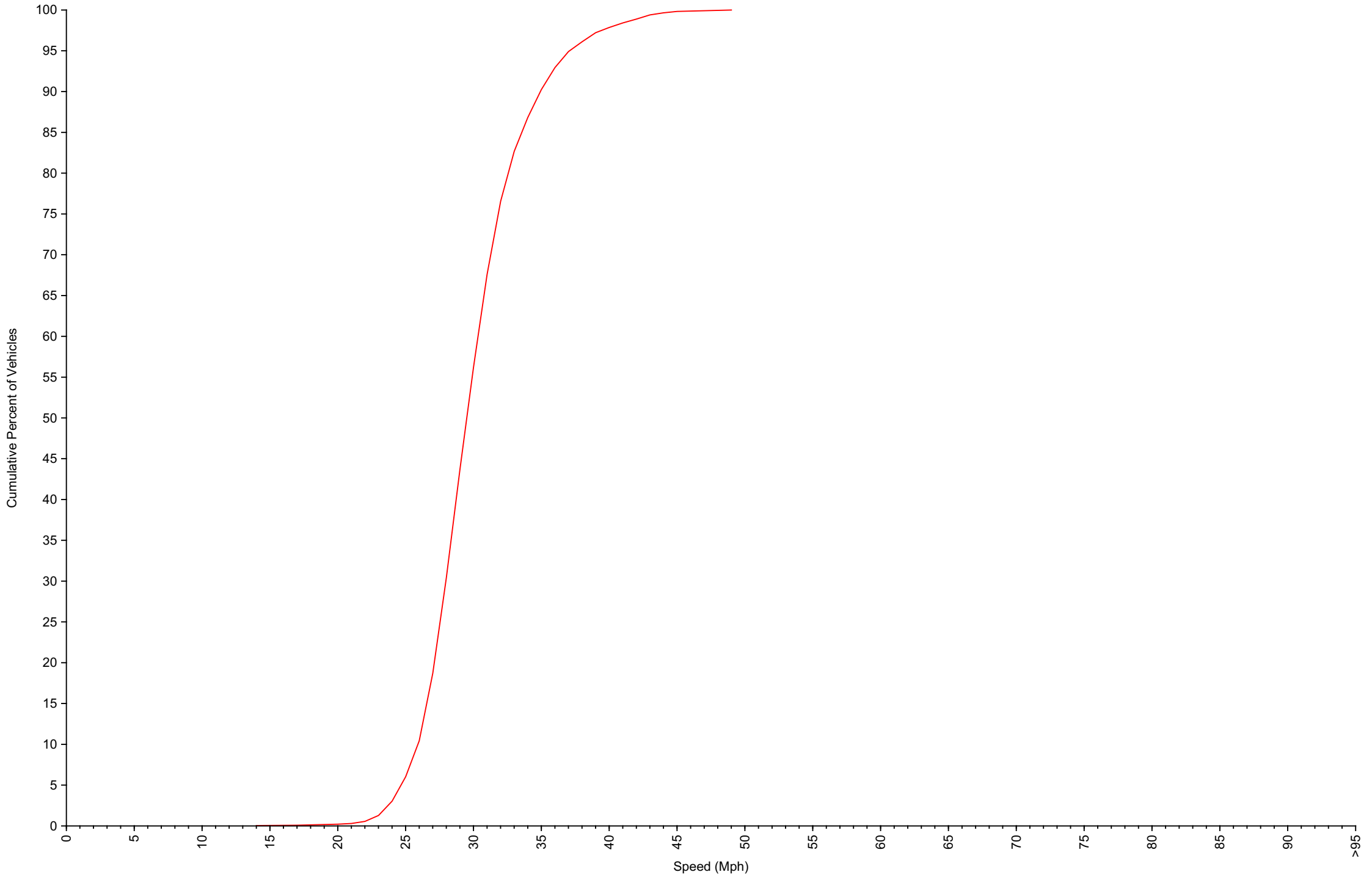
Daily Overview for Thu Dec 5 2024

(60 Minute Resolution)



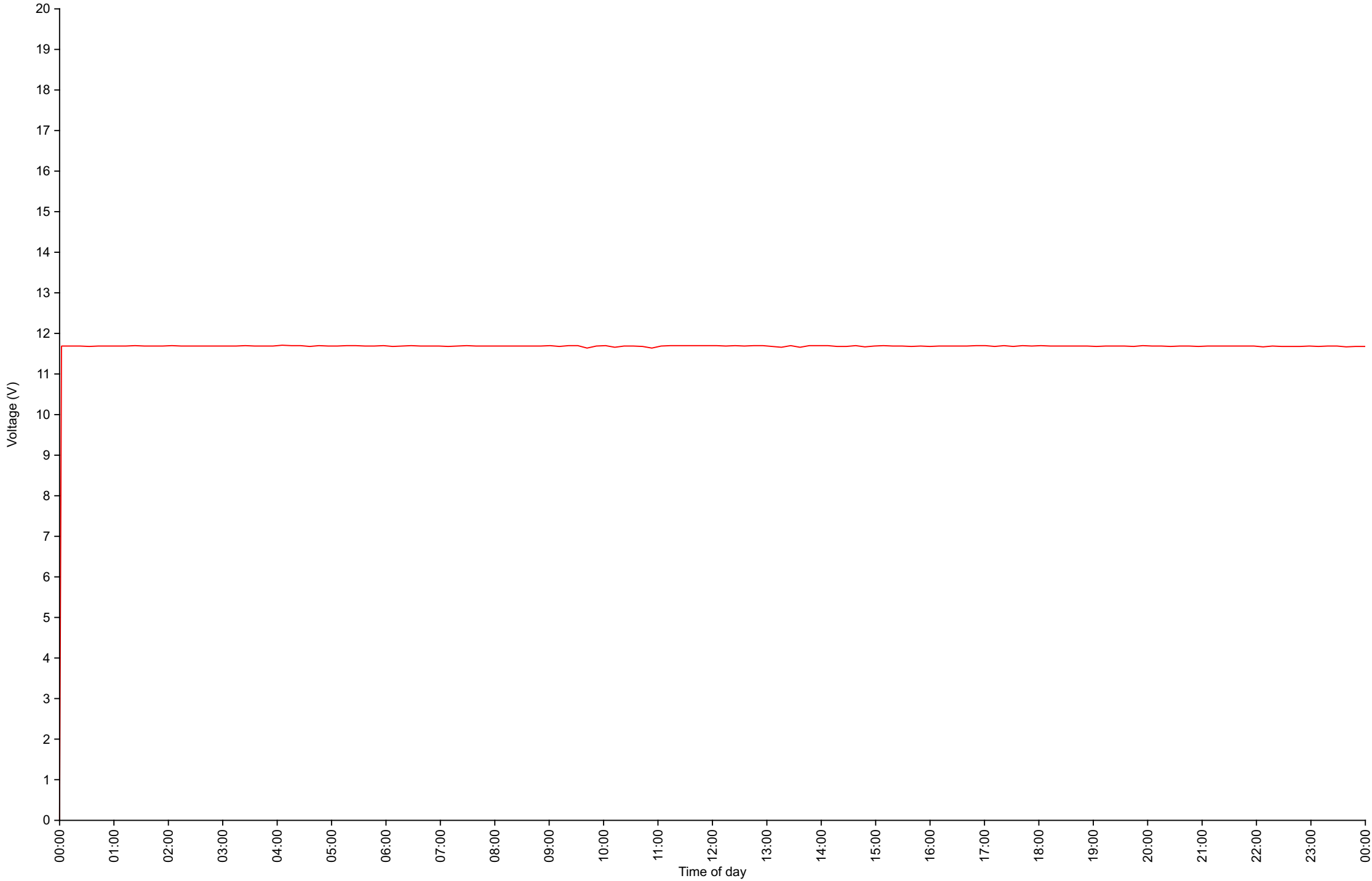
Cumulative Speed Distribution Curve

Daily Overview for Thu Dec 5 2024



Voltage

Daily Overview for Thu Dec 5 2024



Traffic Report - York Road

Daily Overview for Fri Dec 6 2024

Vehicle Speed Classes (Mph)

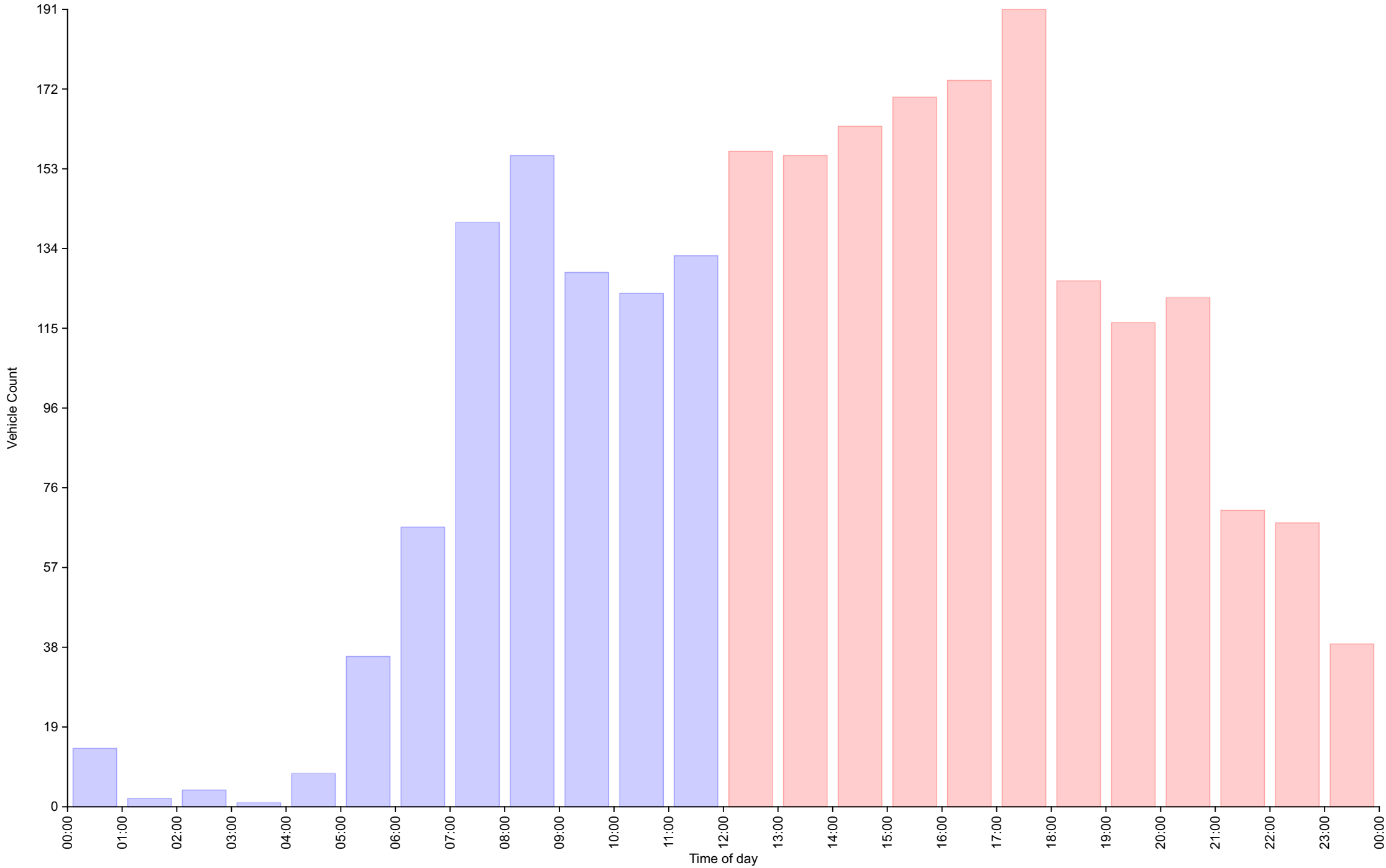
	<15	15 20	20 25	25 30	30 35	35 40	40 45	45 50	50 55	55 60	60 65	65 70	>70	Total	85th Percentile
00:00	0	0	0	6	5	2	0	1	0	0	0	0	0	14	34.3
01:00	0	0	0	0	1	1	0	0	0	0	0	0	0	2	35.2
02:00	0	0	0	0	2	2	0	0	0	0	0	0	0	4	37.8
03:00	0	0	0	1	0	0	0	0	0	0	0	0	0	1	28.7
04:00	0	0	0	2	4	1	1	0	0	0	0	0	0	8	38.0
05:00	1	0	0	8	12	8	3	4	0	0	0	0	0	36	40.3
06:00	0	0	0	20	33	12	2	0	0	0	0	0	0	67	35.5
07:00	0	0	1	56	59	17	7	0	0	0	0	0	0	140	34.5
08:00	0	0	3	60	73	15	5	0	0	0	0	0	0	156	33.3
09:00	0	0	2	51	60	13	1	1	0	0	0	0	0	128	32.8
10:00	0	0	0	50	58	12	3	0	0	0	0	0	0	123	33.6
11:00	0	0	1	45	72	10	1	1	1	1	0	0	0	132	33.2
12:00	0	0	5	50	82	13	7	0	0	0	0	0	0	157	33.5
13:00	0	0	4	52	76	20	4	0	0	0	0	0	0	156	34.1
14:00	0	0	4	60	82	16	1	0	0	0	0	0	0	163	32.5
15:00	0	0	2	71	85	11	1	0	0	0	0	0	0	170	32.3
16:00	0	0	7	81	74	10	2	0	0	0	0	0	0	174	32.7
17:00	0	1	6	78	92	12	1	1	0	0	0	0	0	191	32.3
18:00	0	0	0	46	63	13	3	1	0	0	0	0	0	126	33.4
19:00	0	0	1	48	48	16	3	0	0	0	0	0	0	116	34.3
20:00	0	1	3	42	57	16	3	0	0	0	0	0	0	122	34.2
21:00	0	0	1	19	34	12	5	0	0	0	0	0	0	71	36.2
22:00	0	0	0	25	26	12	5	0	0	0	0	0	0	68	35.4
23:00	0	0	0	14	14	8	2	1	0	0	0	0	0	39	37.1
AM Total	1	0	7	299	379	93	23	7	1	1	0	0	0		
PM Total	0	2	33	586	733	159	37	3	0	0	0	0	0		
Total	1	2	40	885	1112	252	60	10	1	1	0	0	0		
Percent	0.04%	0.08%	1.69%	37.44%	47.04%	10.66%	2.54%	0.42%	0.04%	0.04%	0.00%	0.00%	0.00%		

Time of day

Total Vehicles : 2364
 30th Percentile : 28.3 MPH
 50th Percentile : 29.8 MPH
 85th Percentile : 33.7 MPH
 95th Percentile : 37.2 MPH
 Average Speed : 30.8 MPH
 Highest Speed : 56.0 MPH
 Total Over Speed Limit : 60.7 % (1436 / 2364)

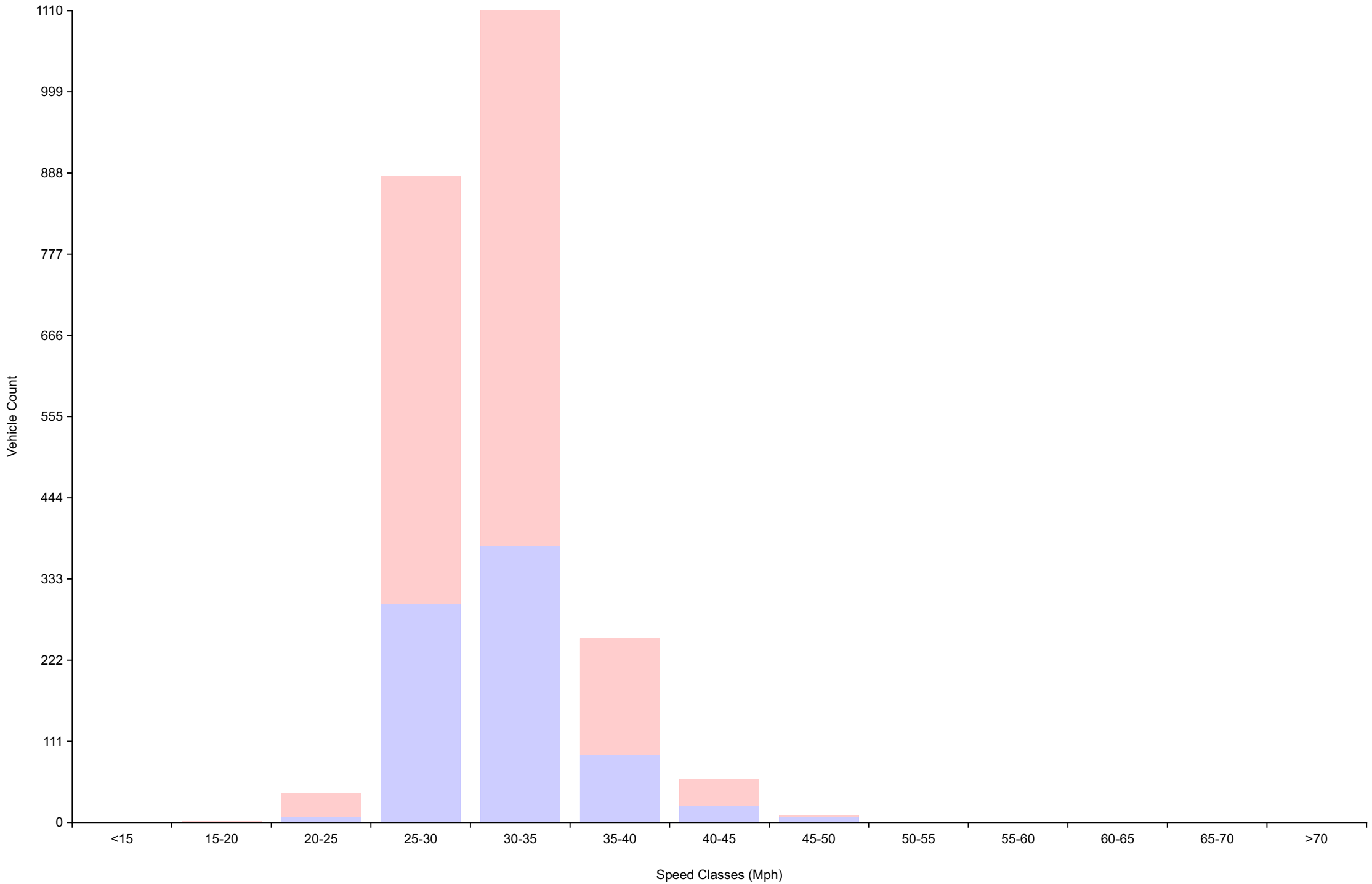
Vehicle Counts By Hour

Daily Overview for Fri Dec 6 2024
(60 Minute Resolution)

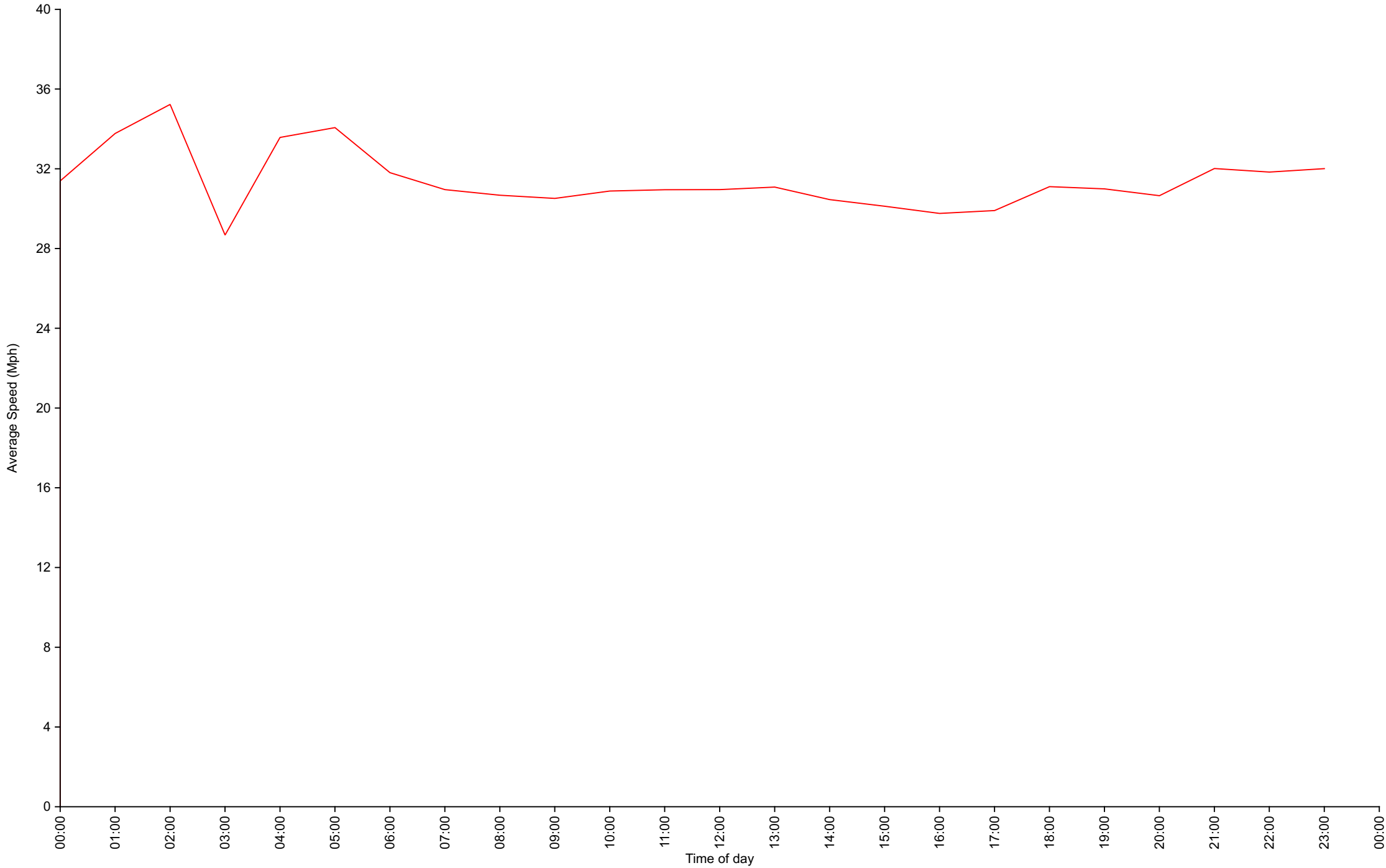


Vehicle Counts By Speed Class

Daily Overview for Fri Dec 6 2024

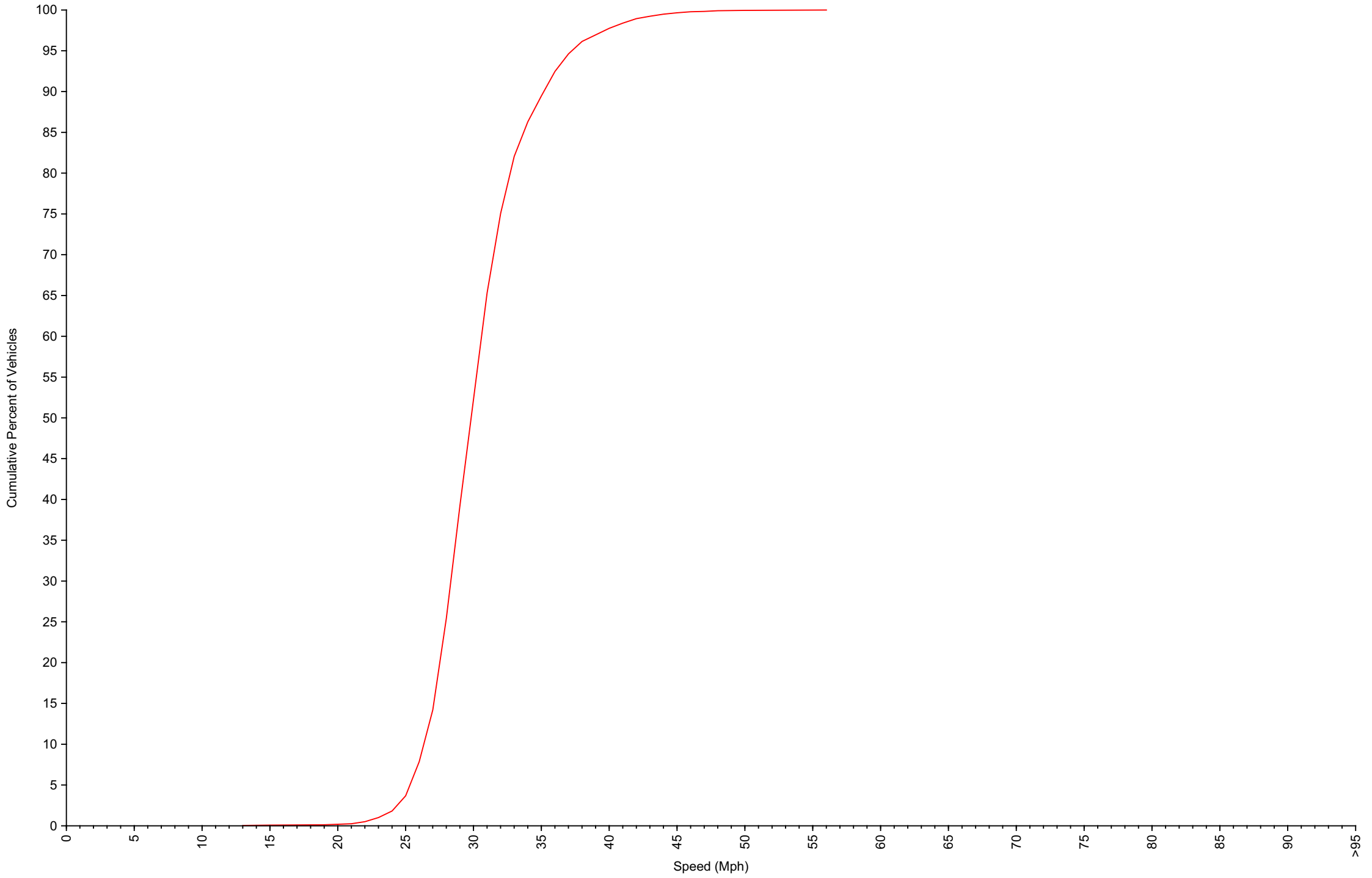


Average Speed By Hour
Daily Overview for Fri Dec 6 2024
(60 Minute Resolution)



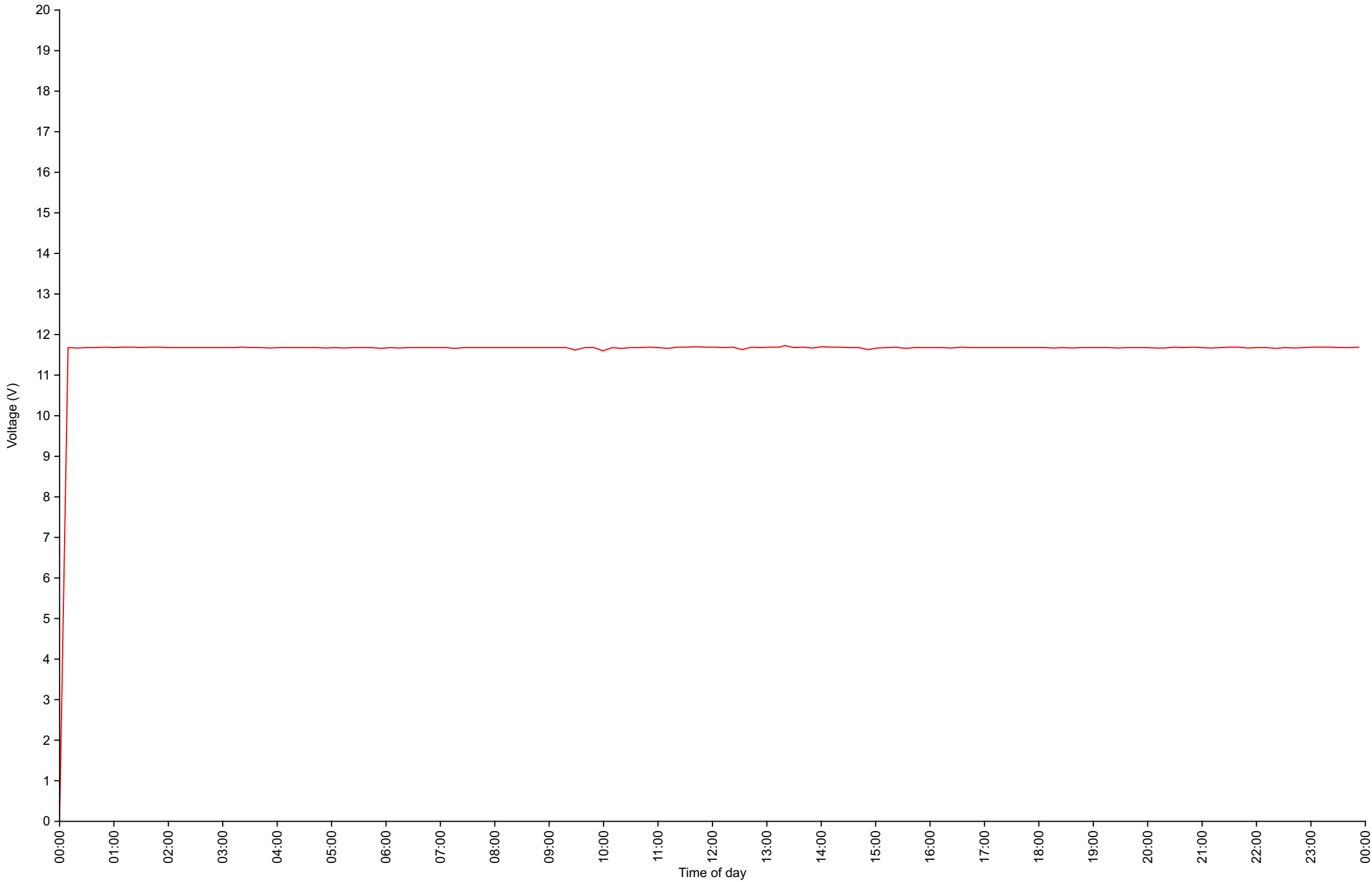
Cumulative Speed Distribution Curve

Daily Overview for Fri Dec 6 2024



Voltage

Daily Overview for Fri Dec 6 2024



Traffic Report - York Road

Daily Overview for Sat Dec 7 2024

Vehicle Speed Classes (Mph)

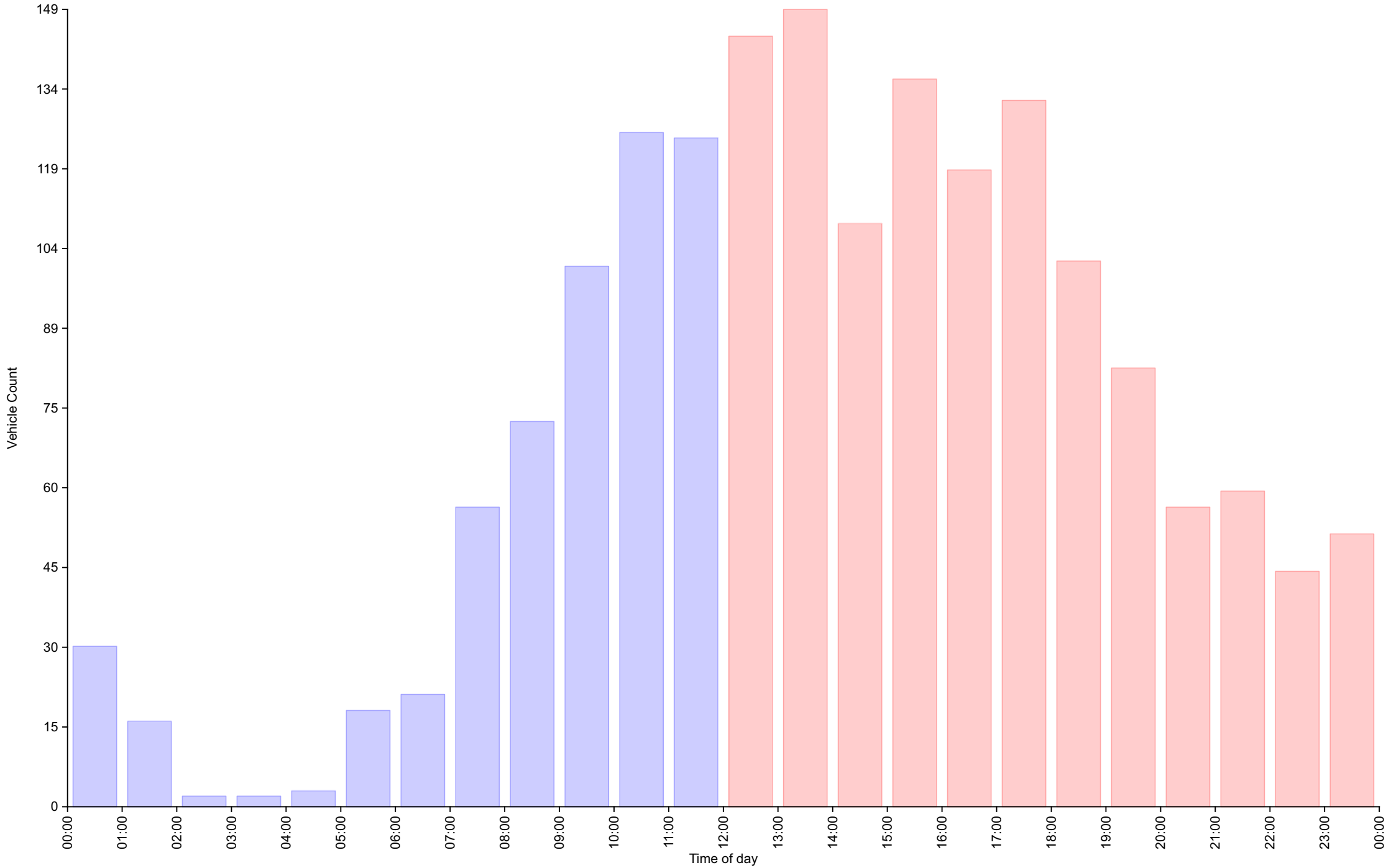
	<15	15 20	20 25	25 30	30 35	35 40	40 45	45 50	50 55	55 60	60 65	65 70	>70	Total	85th Percentile
00:00	0	0	1	11	8	7	2	1	0	0	0	0	0	30	37.5
01:00	0	0	0	3	7	5	1	0	0	0	0	0	0	16	36.5
02:00	0	0	0	0	1	1	0	0	0	0	0	0	0	2	35.1
03:00	0	0	0	2	0	0	0	0	0	0	0	0	0	2	28.4
04:00	0	0	0	0	1	2	0	0	0	0	0	0	0	3	35.1
05:00	0	0	0	6	11	1	0	0	0	0	0	0	0	18	32.6
06:00	0	0	0	10	7	3	1	0	0	0	0	0	0	21	36.5
07:00	0	0	2	20	24	7	3	0	0	0	0	0	0	56	34.8
08:00	0	0	2	33	30	7	0	0	0	0	0	0	0	72	33.5
09:00	0	0	3	37	47	11	3	0	0	0	0	0	0	101	33.8
10:00	0	0	3	42	63	16	1	1	0	0	0	0	0	126	33.8
11:00	0	0	2	33	70	15	4	1	0	0	0	0	0	125	34.3
12:00	0	0	1	44	74	24	1	0	0	0	0	0	0	144	34.3
13:00	0	0	0	48	64	31	5	0	0	1	0	0	0	149	35.8
14:00	0	0	0	27	62	14	6	0	0	0	0	0	0	109	34.9
15:00	0	0	2	45	76	9	3	1	0	0	0	0	0	136	33.4
16:00	0	0	2	41	56	18	2	0	0	0	0	0	0	119	34.5
17:00	0	1	2	51	62	15	1	0	0	0	0	0	0	132	33.4
18:00	0	0	0	47	44	10	1	0	0	0	0	0	0	102	33.4
19:00	0	0	1	26	37	13	3	2	0	0	0	0	0	82	35.8
20:00	0	0	2	18	26	7	1	2	0	0	0	0	0	56	34.5
21:00	0	0	0	14	31	7	6	0	1	0	0	0	0	59	37.1
22:00	0	0	1	18	15	6	3	1	0	0	0	0	0	44	35.7
23:00	0	0	0	16	22	11	2	0	0	0	0	0	0	51	36.4
AM Total	0	0	13	197	269	75	15	3	0	0	0	0	0		
PM Total	0	1	11	395	569	165	34	6	1	1	0	0	0		
Total	0	1	24	592	838	240	49	9	1	1	0	0	0		
Percent	0.00%	0.06%	1.37%	33.73%	47.75%	13.68%	2.79%	0.51%	0.06%	0.06%	0.00%	0.00%	0.00%		

Time of day

Total Vehicles : 1755
 30th Percentile : 28.6 MPH
 50th Percentile : 30.3 MPH
 85th Percentile : 34.6 MPH
 95th Percentile : 38.0 MPH
 Average Speed : 31.3 MPH
 Highest Speed : 55.4 MPH
 Total Over Speed Limit : 64.8 % (1138 / 1755)

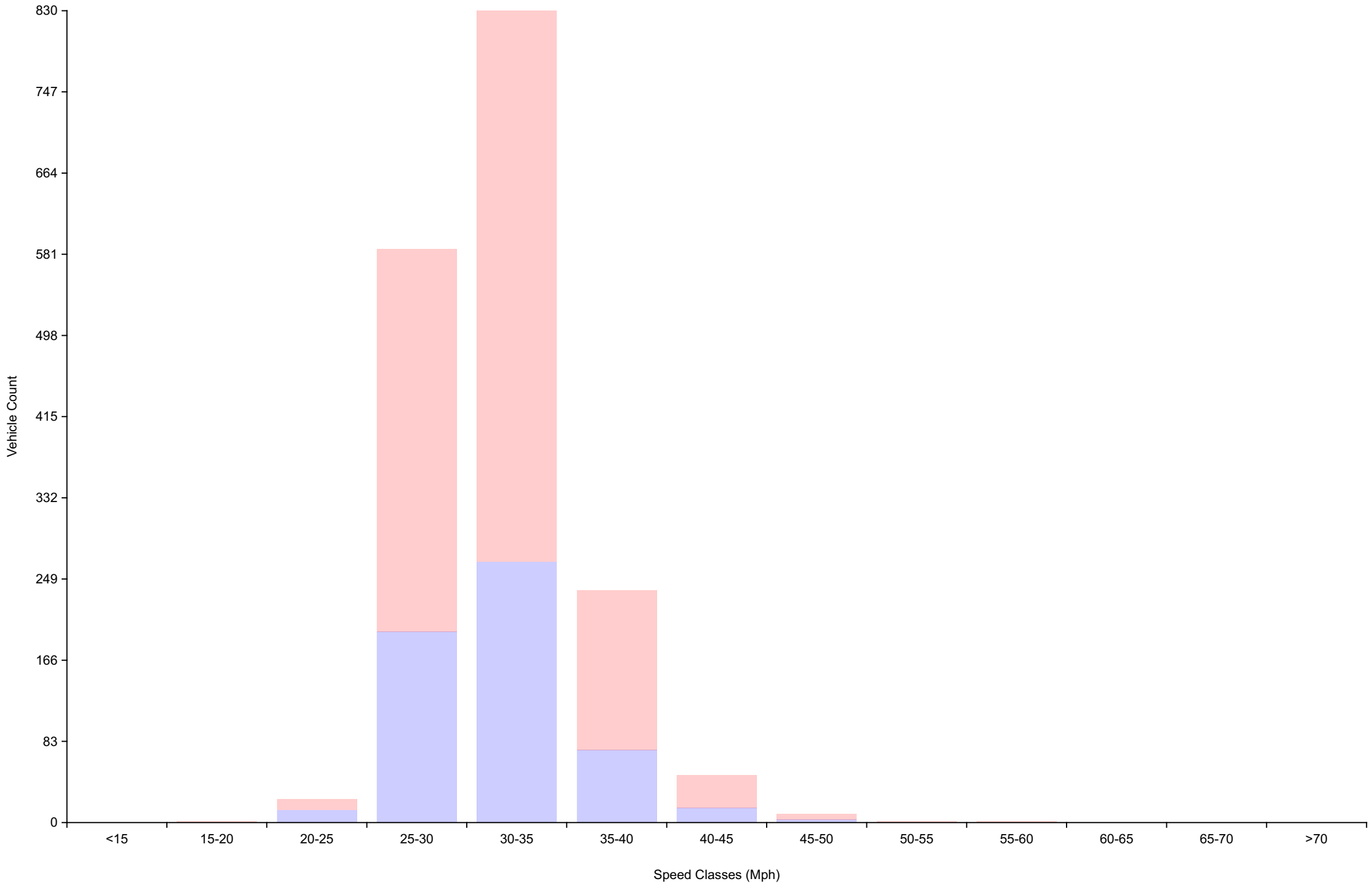
Vehicle Counts By Hour

Daily Overview for Sat Dec 7 2024
(60 Minute Resolution)



Vehicle Counts By Speed Class

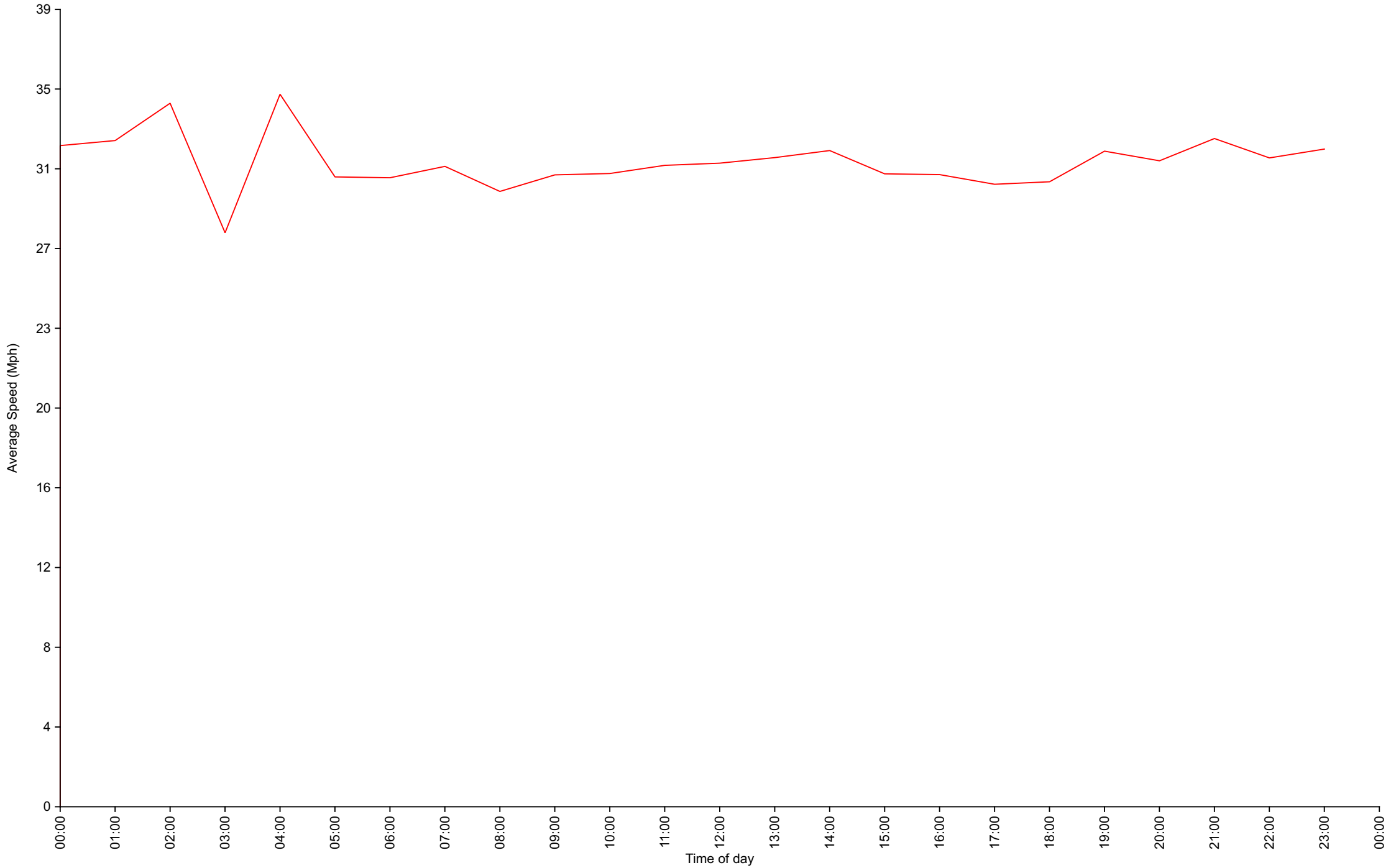
Daily Overview for Sat Dec 7 2024



Average Speed By Hour

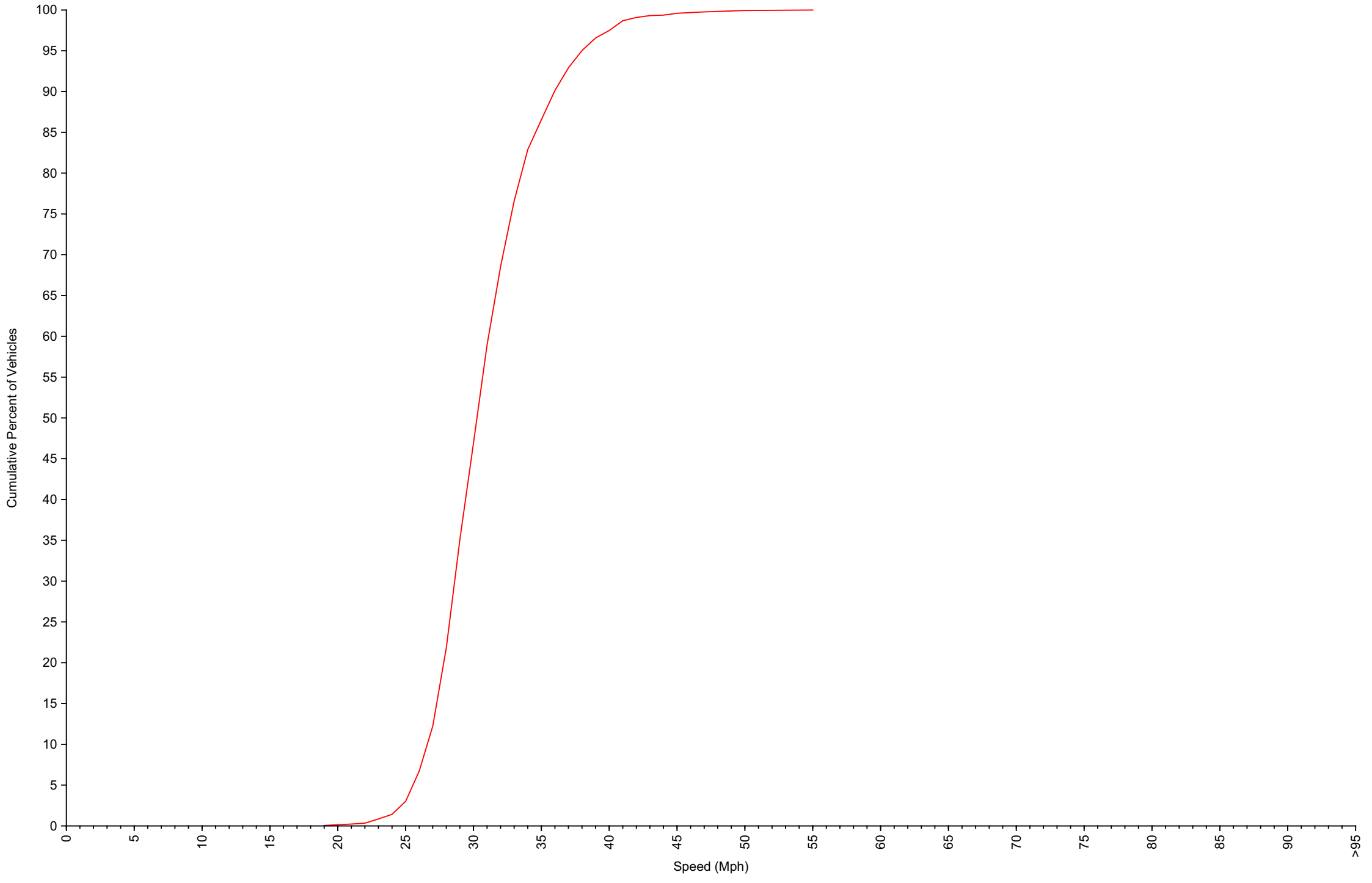
Daily Overview for Sat Dec 7 2024

(60 Minute Resolution)



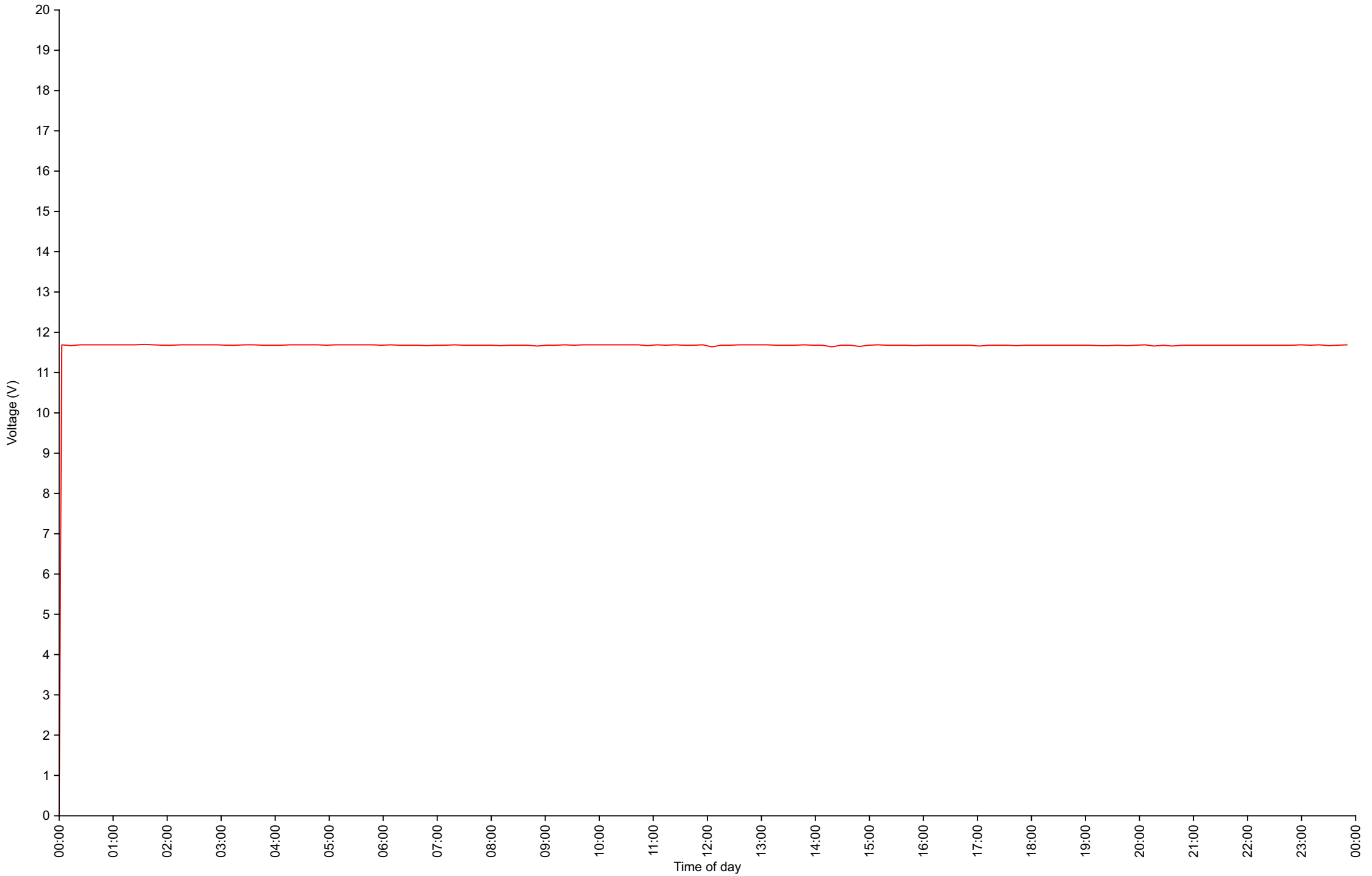
Cumulative Speed Distribution Curve

Daily Overview for Sat Dec 7 2024



Voltage

Daily Overview for Sat Dec 7 2024



Traffic Report - York Road

Daily Overview for Sun Dec 8 2024

Vehicle Speed Classes (Mph)

	<15	15 20	20 25	25 30	30 35	35 40	40 45	45 50	50 55	55 60	60 65	65 70	>70	Total	85th Percentile
00:00	0	0	0	9	16	4	0	0	0	0	0	0	0	29	33.9
01:00	0	0	0	2	9	2	2	1	0	0	0	0	0	16	39.6
02:00	4	0	0	0	1	1	0	0	0	0	0	0	0	6	30.7
03:00	0	0	0	3	2	2	0	3	0	0	0	0	0	10	47.5
04:00	1	0	0	0	5	0	0	0	0	0	0	0	0	6	33.1
05:00	0	0	1	4	5	1	0	0	1	0	0	0	0	12	35.0
06:00	0	0	1	4	5	2	0	0	0	0	0	0	0	12	34.2
07:00	0	0	0	13	5	3	1	0	0	0	0	0	0	22	36.5
08:00	0	1	1	19	18	6	0	1	0	0	0	0	0	46	34.0
09:00	0	0	0	15	43	9	1	1	0	1	0	0	0	70	35.2
10:00	0	0	1	35	51	23	3	0	0	0	0	0	0	113	35.8
11:00	0	0	3	46	46	15	1	0	0	0	0	0	0	111	33.8
12:00	1	0	1	43	37	19	1	0	0	0	0	0	0	102	34.7
13:00	0	0	3	51	81	17	3	0	0	0	0	0	0	155	33.7
14:00	0	0	1	49	81	12	1	0	0	0	0	0	0	144	32.8
15:00	0	0	6	45	61	16	3	0	0	0	0	0	0	131	33.9
16:00	0	0	7	50	60	22	4	0	0	0	0	0	0	143	34.5
17:00	0	0	4	40	48	22	4	2	1	0	0	0	0	121	35.9
18:00	0	0	1	21	36	13	7	0	0	0	0	0	0	78	36.4
19:00	0	0	1	18	34	10	2	2	0	0	0	0	0	67	35.0
20:00	0	0	1	10	28	8	5	0	0	0	0	0	0	52	37.1
21:00	0	0	1	7	26	6	1	0	0	0	0	0	0	41	34.4
22:00	1	0	0	9	12	4	1	0	0	0	0	0	0	27	34.9
23:00	0	0	0	6	5	3	2	0	0	0	0	0	0	16	38.8
AM Total	5	1	7	150	206	68	8	6	1	1	0	0	0		
PM Total	2	0	26	349	509	152	34	4	1	0	0	0	0		
Total	7	1	33	499	715	220	42	10	2	1	0	0	0		
Percent	0.46%	0.07%	2.16%	32.61%	46.73%	14.38%	2.75%	0.65%	0.13%	0.07%	0.00%	0.00%	0.00%		

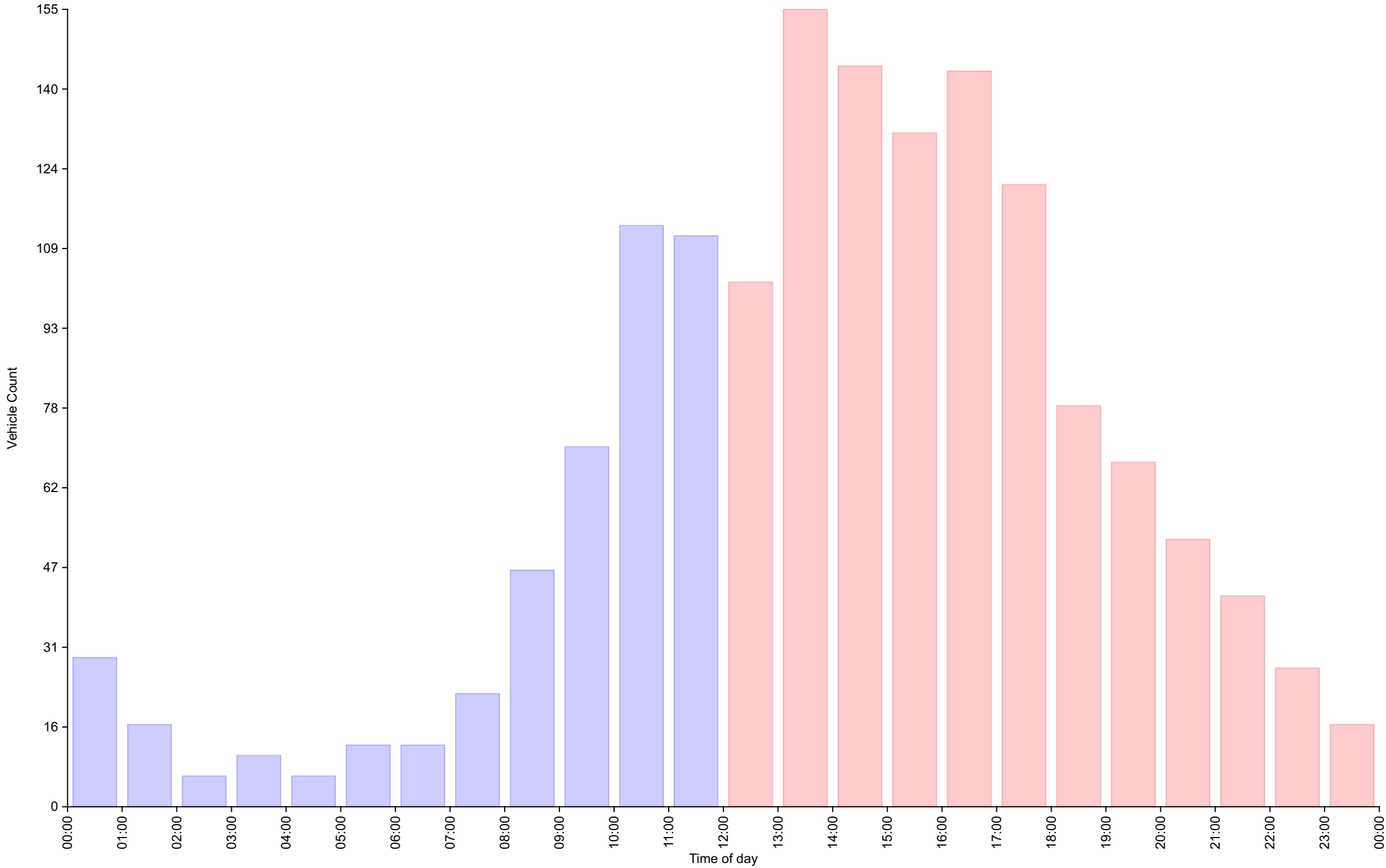
Time of day

Total Vehicles : 1530
 30th Percentile : 28.5 MPH
 50th Percentile : 30.2 MPH
 85th Percentile : 34.8 MPH
 95th Percentile : 38.1 MPH
 Average Speed : 31.2 MPH
 Highest Speed : 56.3 MPH
 Total Over Speed Limit : 64.7 % (990 / 1530)

Vehicle Counts By Hour

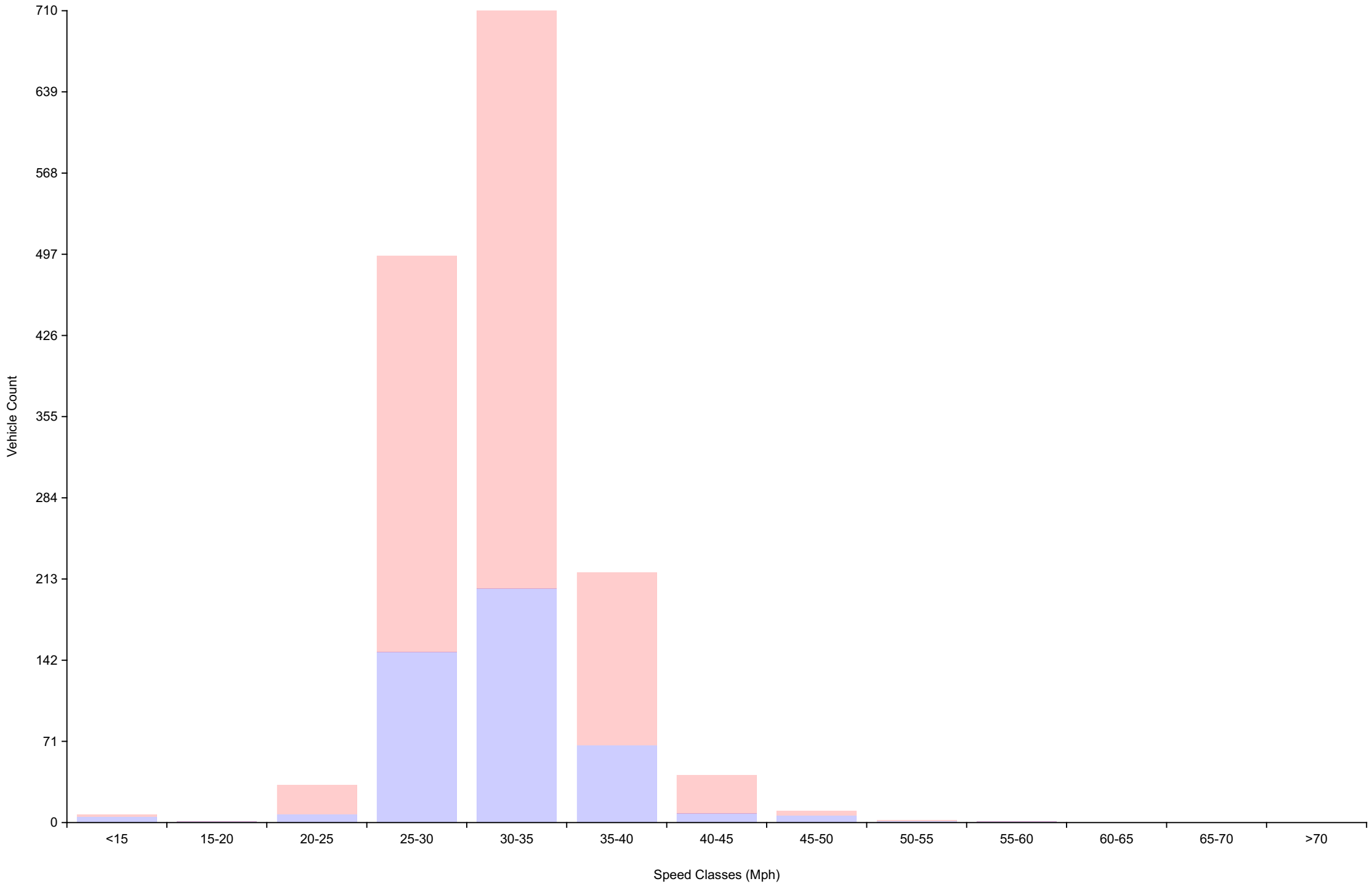
Daily Overview for Sun Dec 8 2024

(60 Minute Resolution)



Vehicle Counts By Speed Class

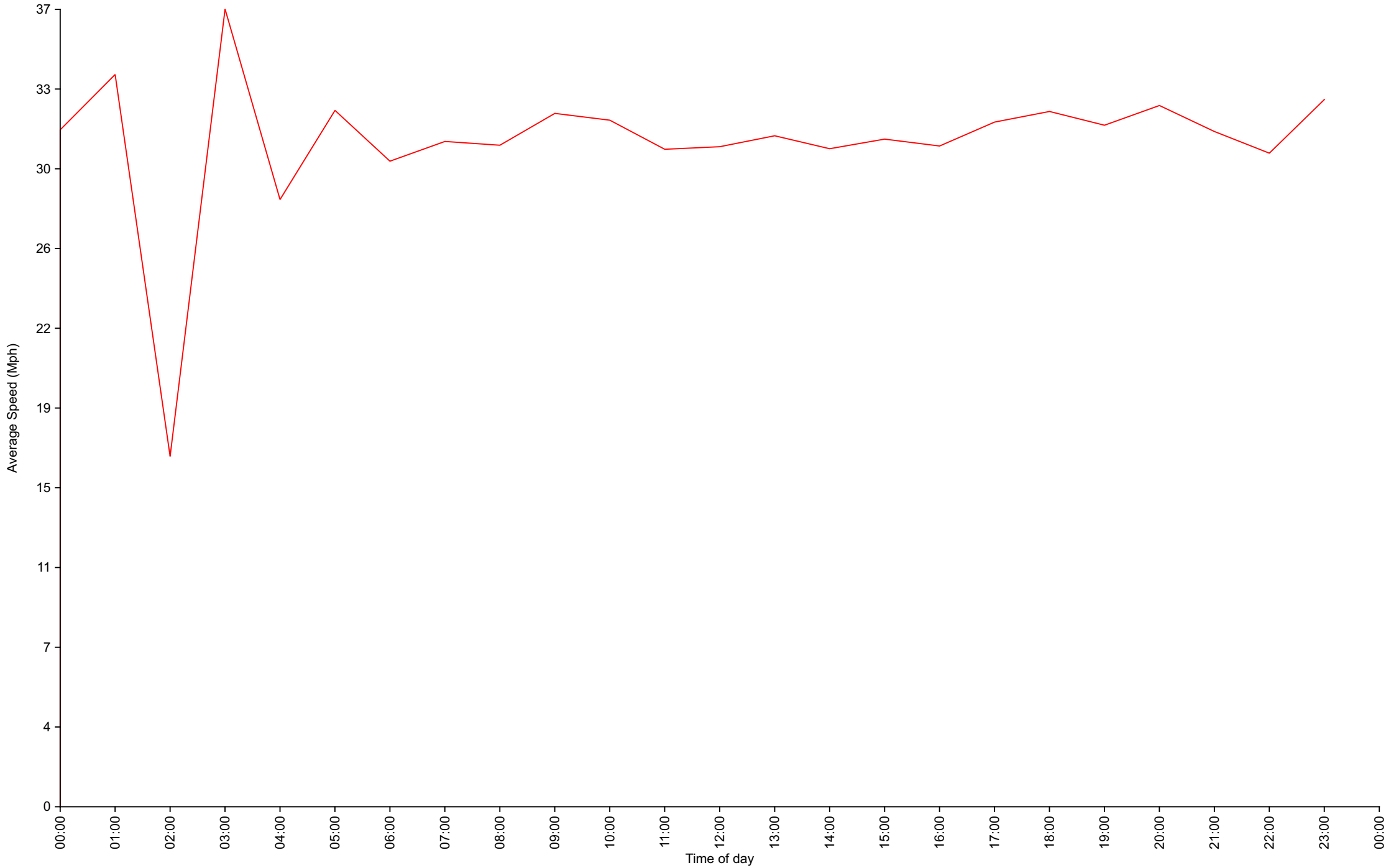
Daily Overview for Sun Dec 8 2024



Average Speed By Hour

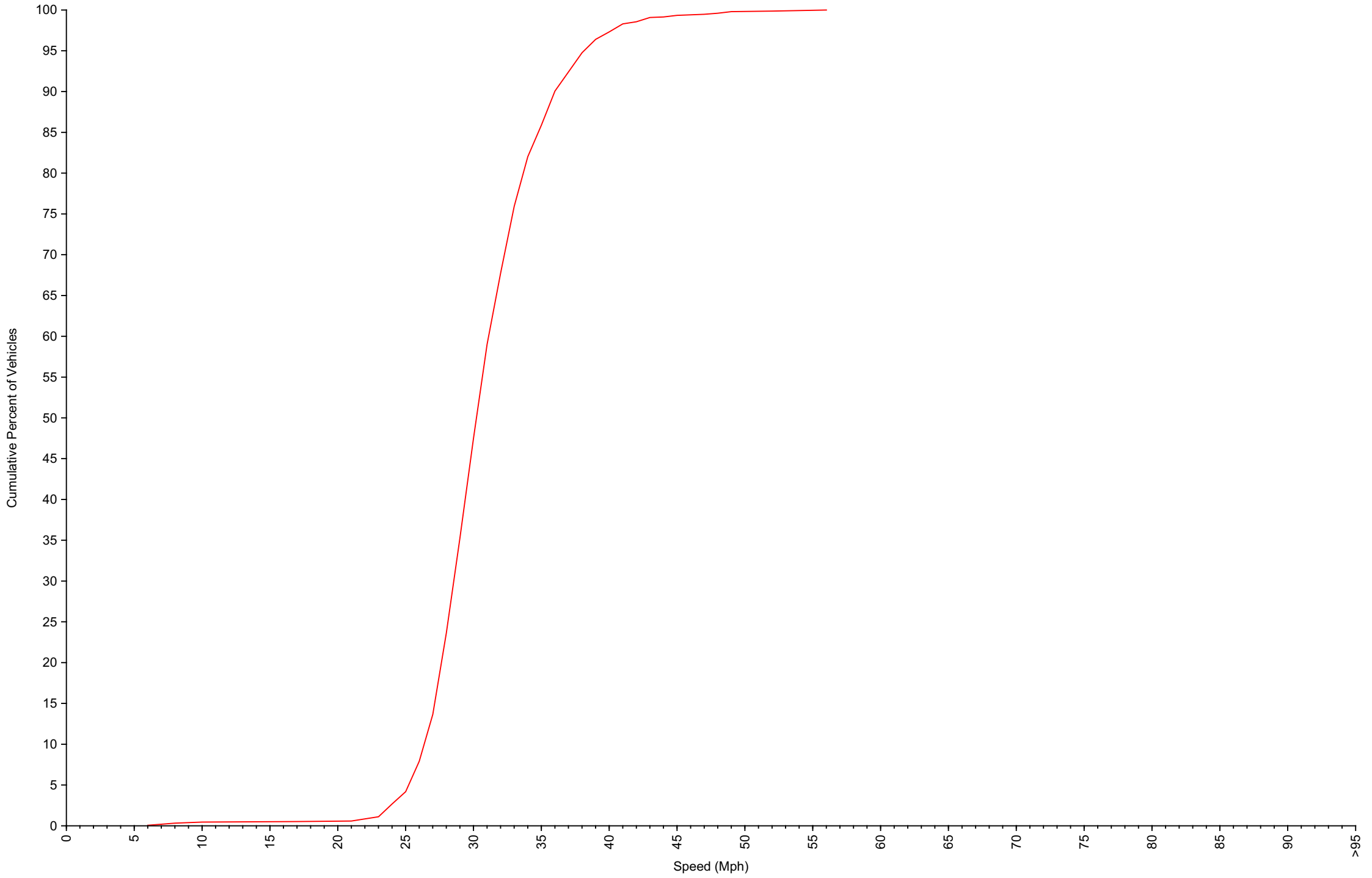
Daily Overview for Sun Dec 8 2024

(60 Minute Resolution)



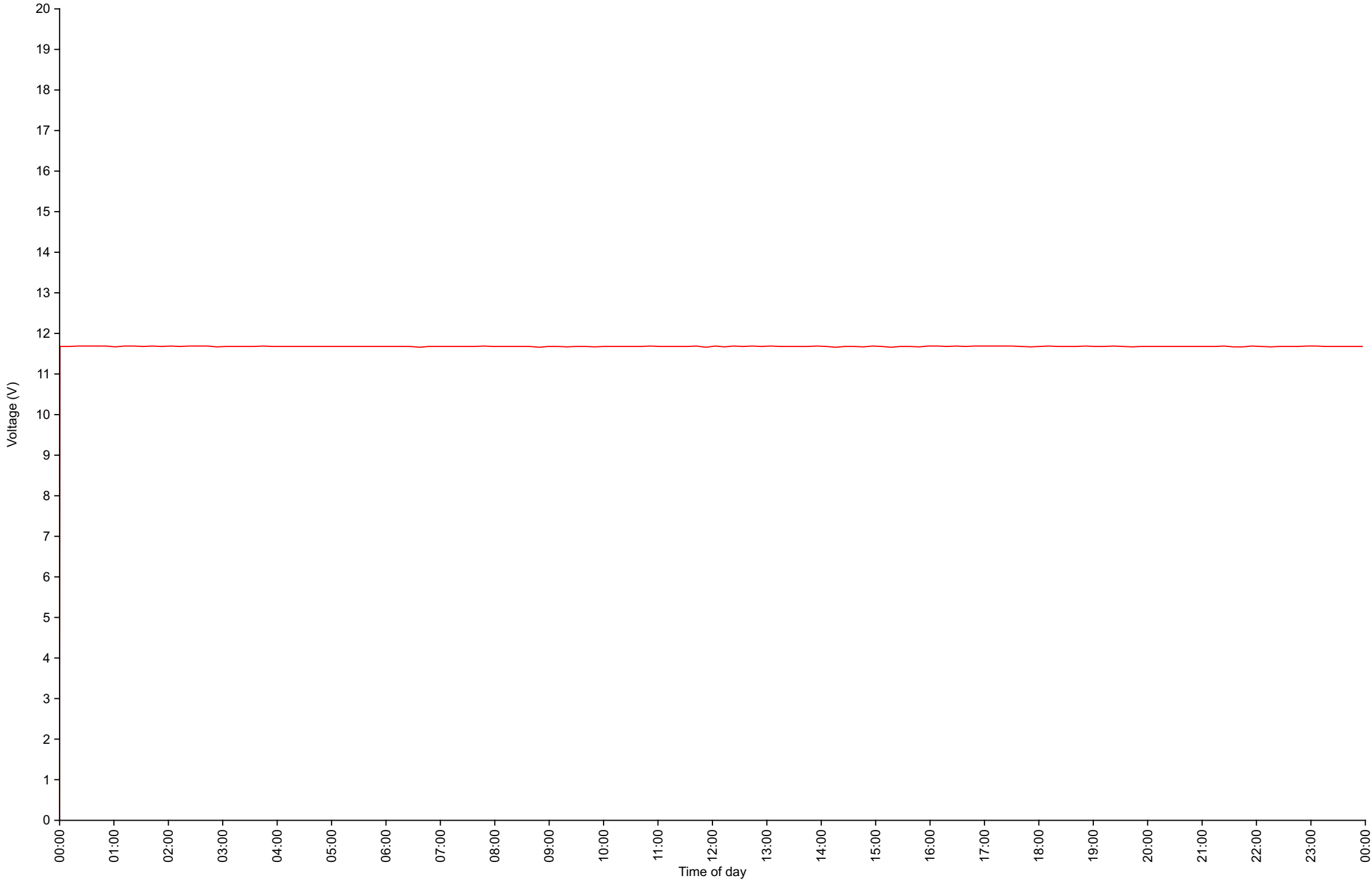
Cumulative Speed Distribution Curve

Daily Overview for Sun Dec 8 2024



Voltage

Daily Overview for Sun Dec 8 2024



Traffic Report - York Road

Daily Overview for Mon Dec 9 2024

Vehicle Speed Classes (Mph)

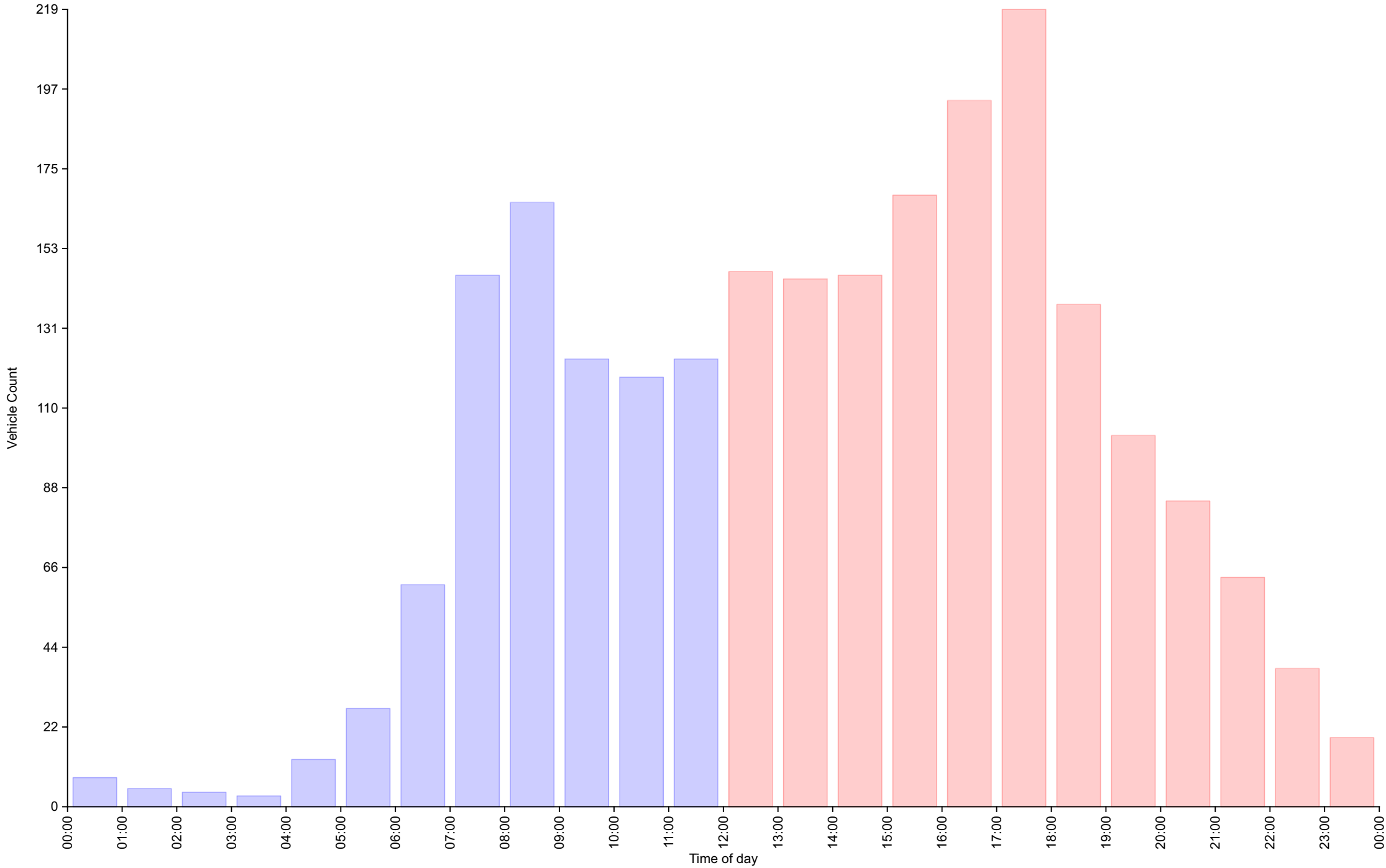
	<15	15 20	20 25	25 30	30 35	35 40	40 45	45 50	50 55	55 60	60 65	65 70	>70	Total	85th Percentile
00:00	0	0	1	1	4	0	2	0	0	0	0	0	0	8	38.4
01:00	0	0	0	1	3	1	0	0	0	0	0	0	0	5	33.5
02:00	0	0	0	1	3	0	0	0	0	0	0	0	0	4	32.4
03:00	0	0	0	0	0	3	0	0	0	0	0	0	0	3	37.5
04:00	0	0	0	2	5	4	1	1	0	0	0	0	0	13	37.1
05:00	0	0	1	5	9	5	5	2	0	0	0	0	0	27	41.0
06:00	0	0	0	23	28	8	0	2	0	0	0	0	0	61	33.6
07:00	0	0	2	65	59	16	3	0	0	1	0	0	0	146	33.4
08:00	0	0	3	77	74	9	3	0	0	0	0	0	0	166	32.3
09:00	0	0	0	47	63	12	1	0	0	0	0	0	0	123	33.5
10:00	0	0	1	50	54	11	2	0	0	0	0	0	0	118	33.5
11:00	0	0	1	45	62	13	2	0	0	0	0	0	0	123	33.4
12:00	0	0	7	49	71	18	2	0	0	0	0	0	0	147	33.7
13:00	0	0	2	54	67	19	2	1	0	0	0	0	0	145	34.0
14:00	0	0	1	63	59	19	3	1	0	0	0	0	0	146	34.2
15:00	0	0	4	61	84	16	3	0	0	0	0	0	0	168	33.0
16:00	0	0	7	94	71	19	3	0	0	0	0	0	0	194	33.2
17:00	0	0	5	107	86	18	3	0	0	0	0	0	0	219	32.5
18:00	0	1	4	54	65	13	0	1	0	0	0	0	0	138	33.3
19:00	0	0	2	38	47	11	3	1	0	0	0	0	0	102	33.9
20:00	0	0	0	35	36	10	3	0	0	0	0	0	0	84	34.1
21:00	0	0	0	23	31	8	1	0	0	0	0	0	0	63	33.8
22:00	0	0	1	13	12	8	3	1	0	0	0	0	0	38	36.6
23:00	0	0	0	6	9	2	2	0	0	0	0	0	0	19	37.3
AM Total	0	0	9	317	364	82	19	5	0	1	0	0	0		
PM Total	0	1	33	597	638	161	28	5	0	0	0	0	0		
Total	0	1	42	914	1002	243	47	10	0	1	0	0	0		
Percent	0.00%	0.04%	1.86%	40.44%	44.34%	10.75%	2.08%	0.44%	0.00%	0.04%	0.00%	0.00%	0.00%		

Time of day

Total Vehicles : 2260
 30th Percentile : 28.1 MPH
 50th Percentile : 29.6 MPH
 85th Percentile : 33.6 MPH
 95th Percentile : 36.9 MPH
 Average Speed : 30.6 MPH
 Highest Speed : 57.6 MPH
 Total Over Speed Limit : 57.7 % (1303 / 2260)

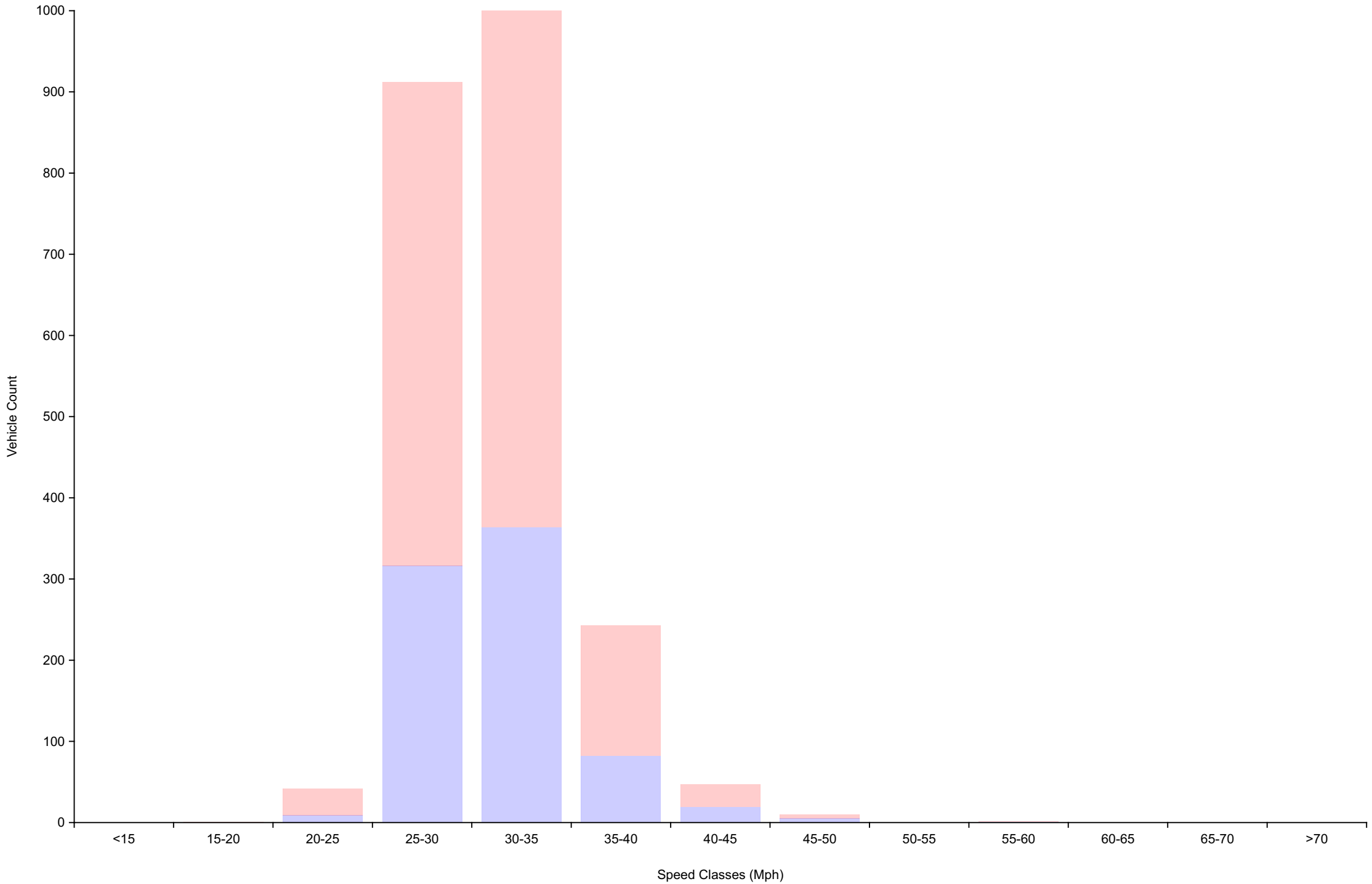
Vehicle Counts By Hour

Daily Overview for Mon Dec 9 2024
(60 Minute Resolution)



Vehicle Counts By Speed Class

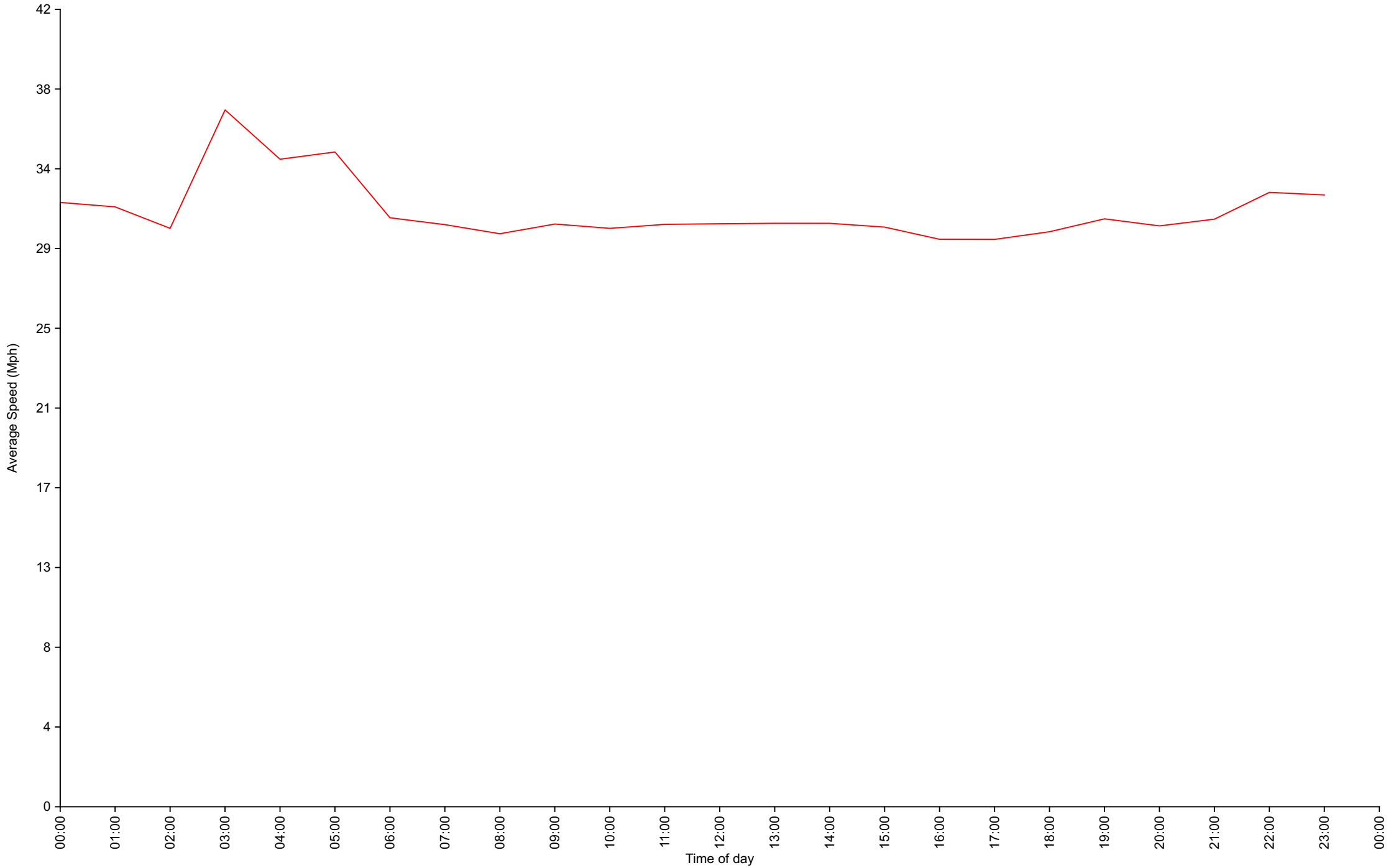
Daily Overview for Mon Dec 9 2024



Average Speed By Hour

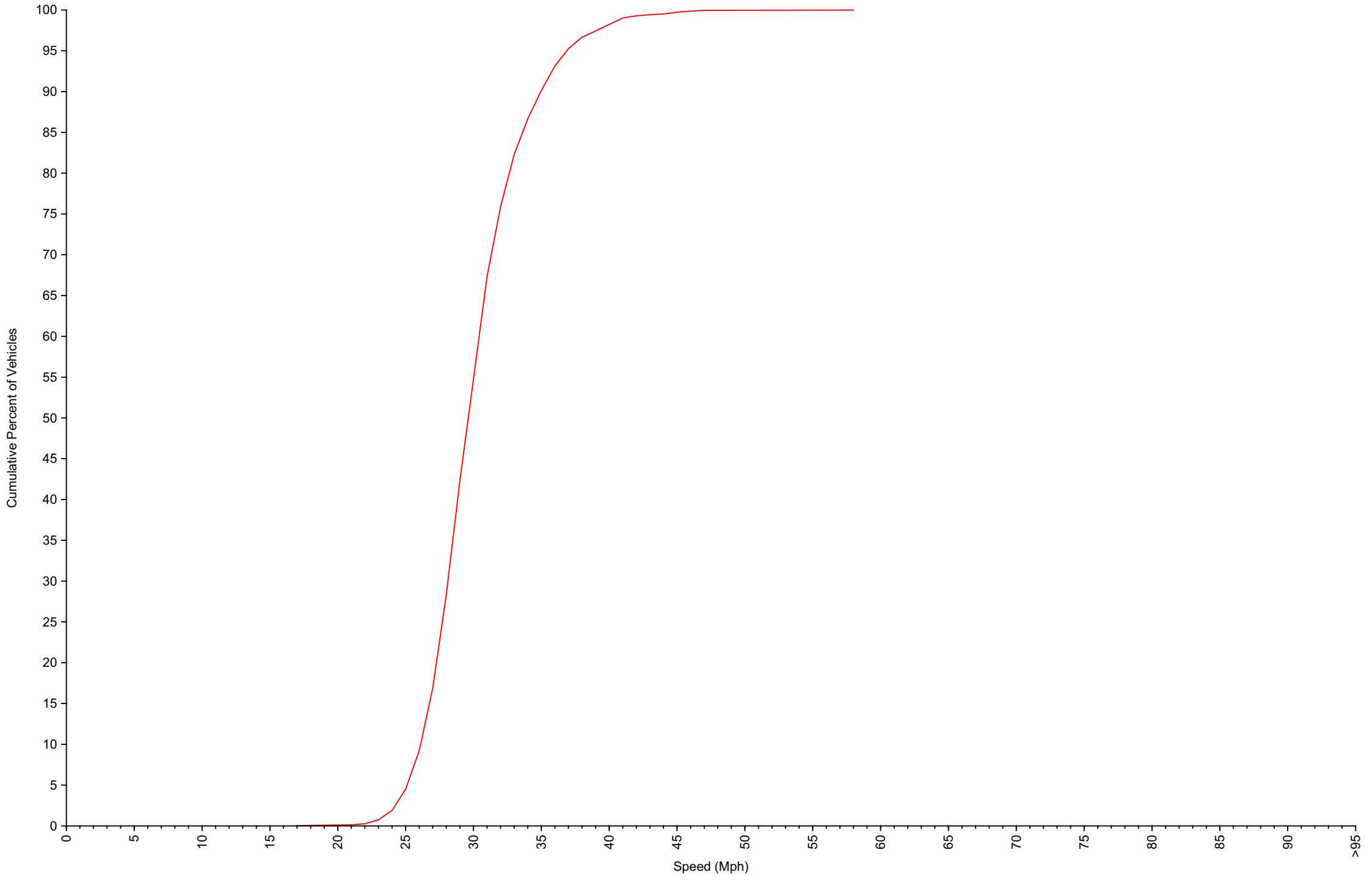
Daily Overview for Mon Dec 9 2024

(60 Minute Resolution)



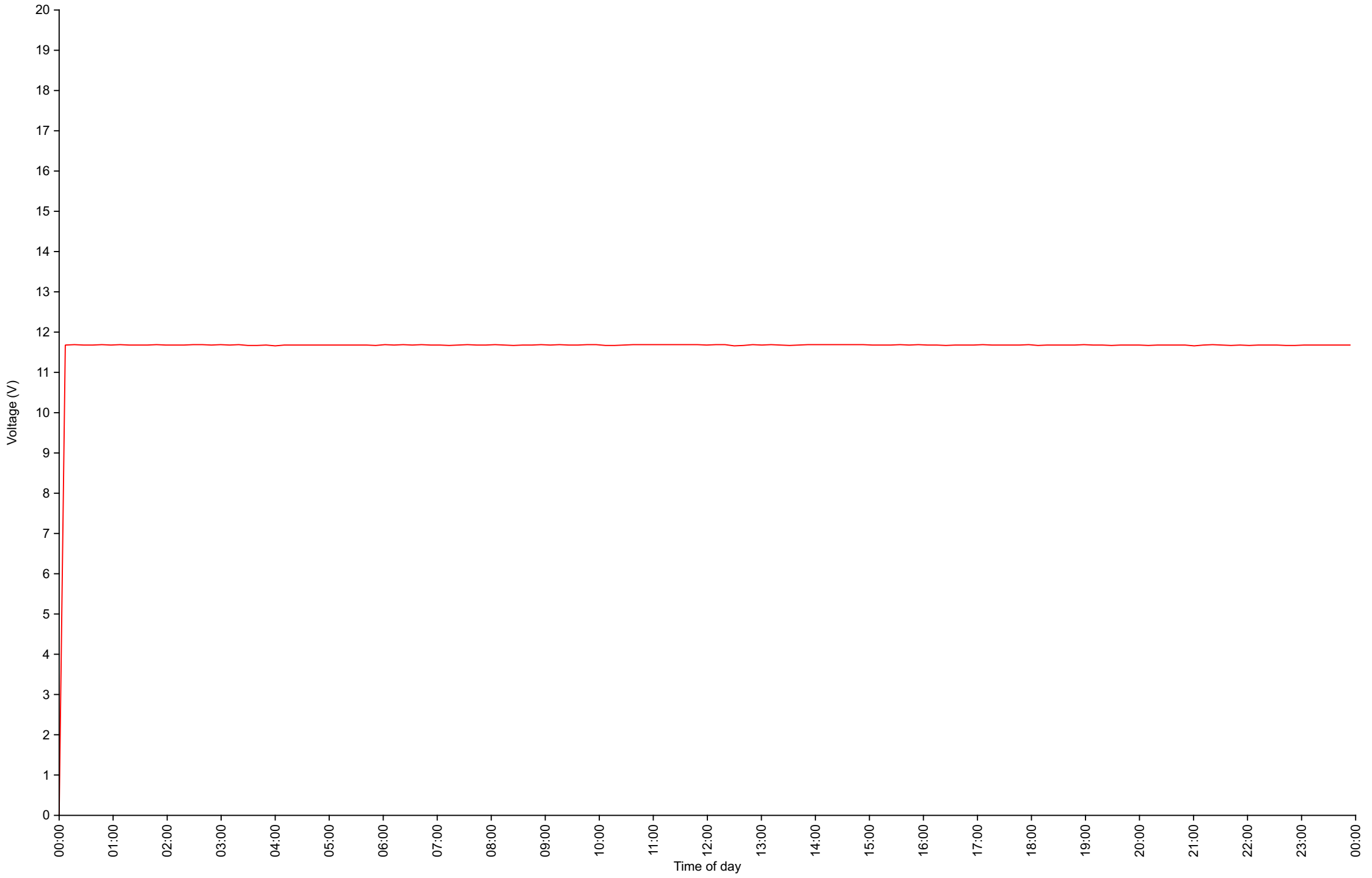
Cumulative Speed Distribution Curve

Daily Overview for Mon Dec 9 2024



Voltage

Daily Overview for Mon Dec 9 2024



Traffic Report - York Road

Daily Overview for Tue Dec 10 2024

Vehicle Speed Classes (Mph)

	<15	15 20	20 25	25 30	30 35	35 40	40 45	45 50	50 55	55 60	60 65	65 70	>70	Total	85th Percentile
00:00	0	0	0	3	4	1	1	0	1	0	0	0	0	10	39.0
01:00	0	0	0	0	0	3	1	0	0	0	0	0	0	4	40.6
02:00	0	0	0	0	0	0	0	0	0	0	0	0	0	0	0.0
03:00	0	0	0	0	0	0	1	0	0	0	0	0	0	1	39.9
04:00	0	0	0	2	2	1	0	0	0	0	0	0	0	5	32.8
05:00	0	0	1	4	11	8	9	2	1	0	0	0	0	36	39.9
06:00	0	0	2	22	28	10	1	1	0	0	0	0	0	64	35.4
07:00	0	0	3	67	73	13	1	2	0	0	0	0	0	159	33.0
08:00	0	0	3	83	71	7	3	0	0	0	0	0	0	167	31.8
09:00	0	0	4	58	65	13	1	0	0	0	0	0	0	141	32.7
10:00	0	1	2	48	53	15	3	0	0	0	0	0	0	122	33.9
11:00	0	1	6	45	42	11	3	0	0	0	1	0	0	109	33.5
12:00	0	0	5	48	74	9	0	1	0	0	0	0	0	137	32.5
13:00	0	0	1	53	67	14	3	0	0	0	0	0	0	138	33.5
14:00	0	0	3	56	76	18	2	1	0	0	0	0	0	156	33.6
15:00	0	1	2	67	94	15	1	0	0	0	0	0	0	180	32.9
16:00	0	0	3	71	96	11	2	0	0	0	0	0	0	183	32.5
17:00	0	0	6	72	85	25	4	0	1	0	0	0	0	193	34.1
18:00	0	0	3	52	66	16	3	1	0	0	0	0	0	141	33.6
19:00	0	0	1	45	59	14	4	1	0	0	0	0	0	124	34.1
20:00	0	0	0	36	40	7	1	0	0	0	0	0	0	84	32.9
21:00	0	0	2	27	30	11	7	0	0	0	0	0	0	77	35.7
22:00	0	0	0	13	23	8	1	1	0	0	0	0	0	46	34.6
23:00	0	0	1	6	9	3	3	0	0	0	0	0	0	22	37.5
AM Total	0	2	21	332	349	82	24	5	2	0	1	0	0		
PM Total	0	1	27	546	719	151	31	5	1	0	0	0	0		
Total	0	3	48	878	1068	233	55	10	3	0	1	0	0		
Percent	0.00%	0.13%	2.09%	38.19%	46.45%	10.13%	2.39%	0.43%	0.13%	0.00%	0.04%	0.00%	0.00%		

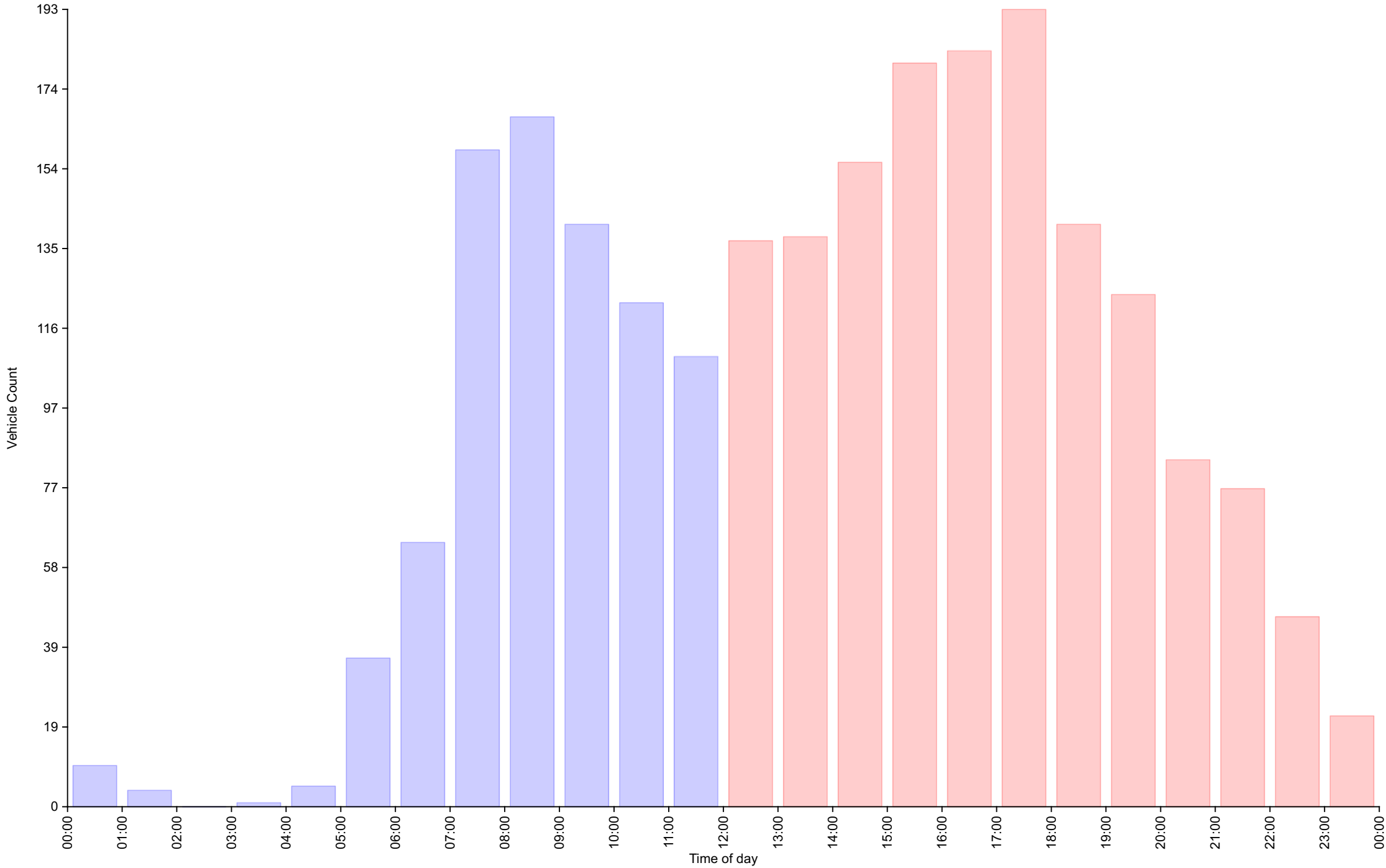
Time of day

Total Vehicles : 2299
 30th Percentile : 28.3 MPH
 50th Percentile : 29.8 MPH
 85th Percentile : 33.5 MPH
 95th Percentile : 37.4 MPH
 Average Speed : 30.8 MPH
 Highest Speed : 62.9 MPH
 Total Over Speed Limit : 59.6 % (1370 / 2299)

Vehicle Counts By Hour

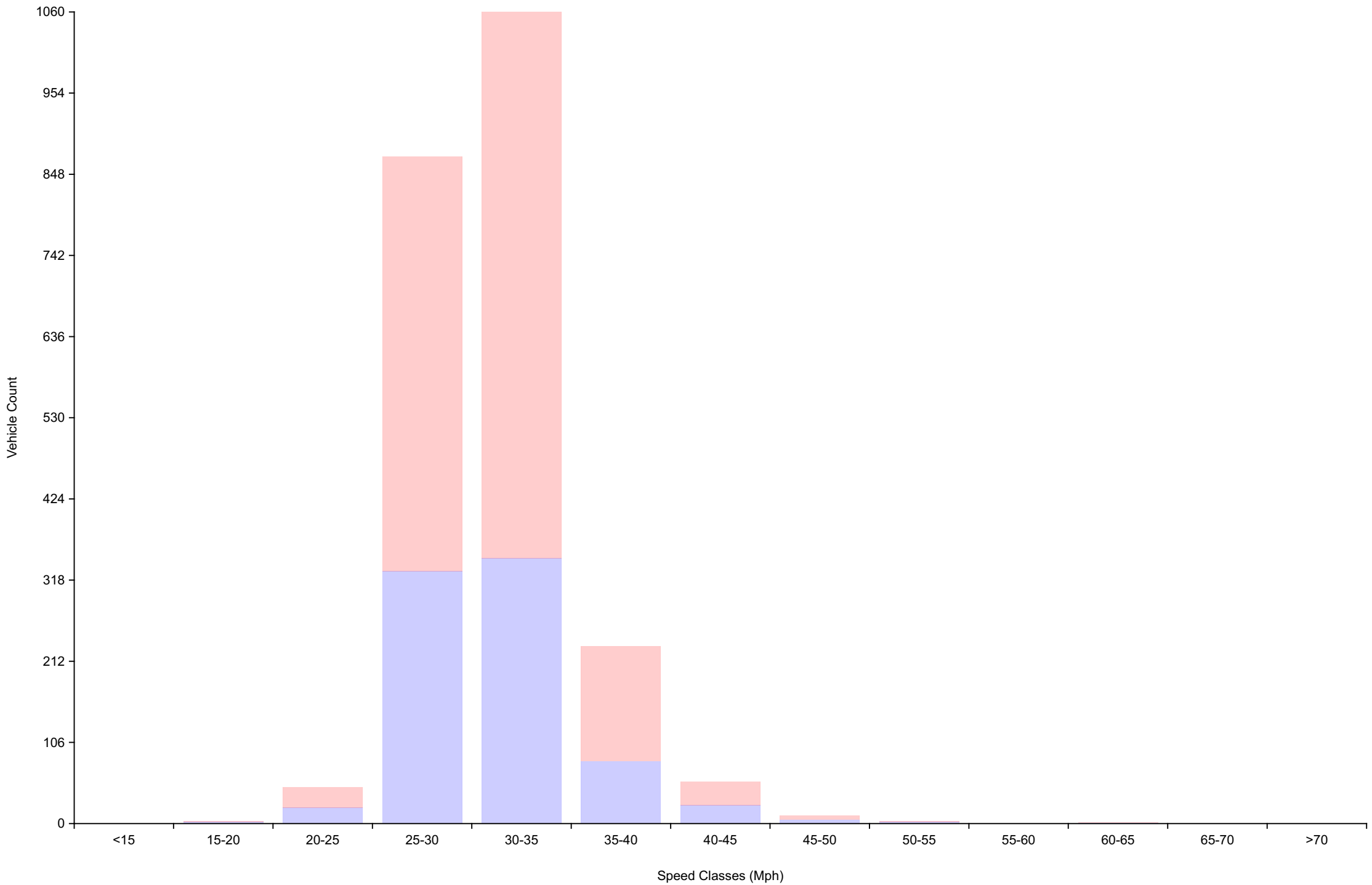
Daily Overview for Tue Dec 10 2024

(60 Minute Resolution)



Vehicle Counts By Speed Class

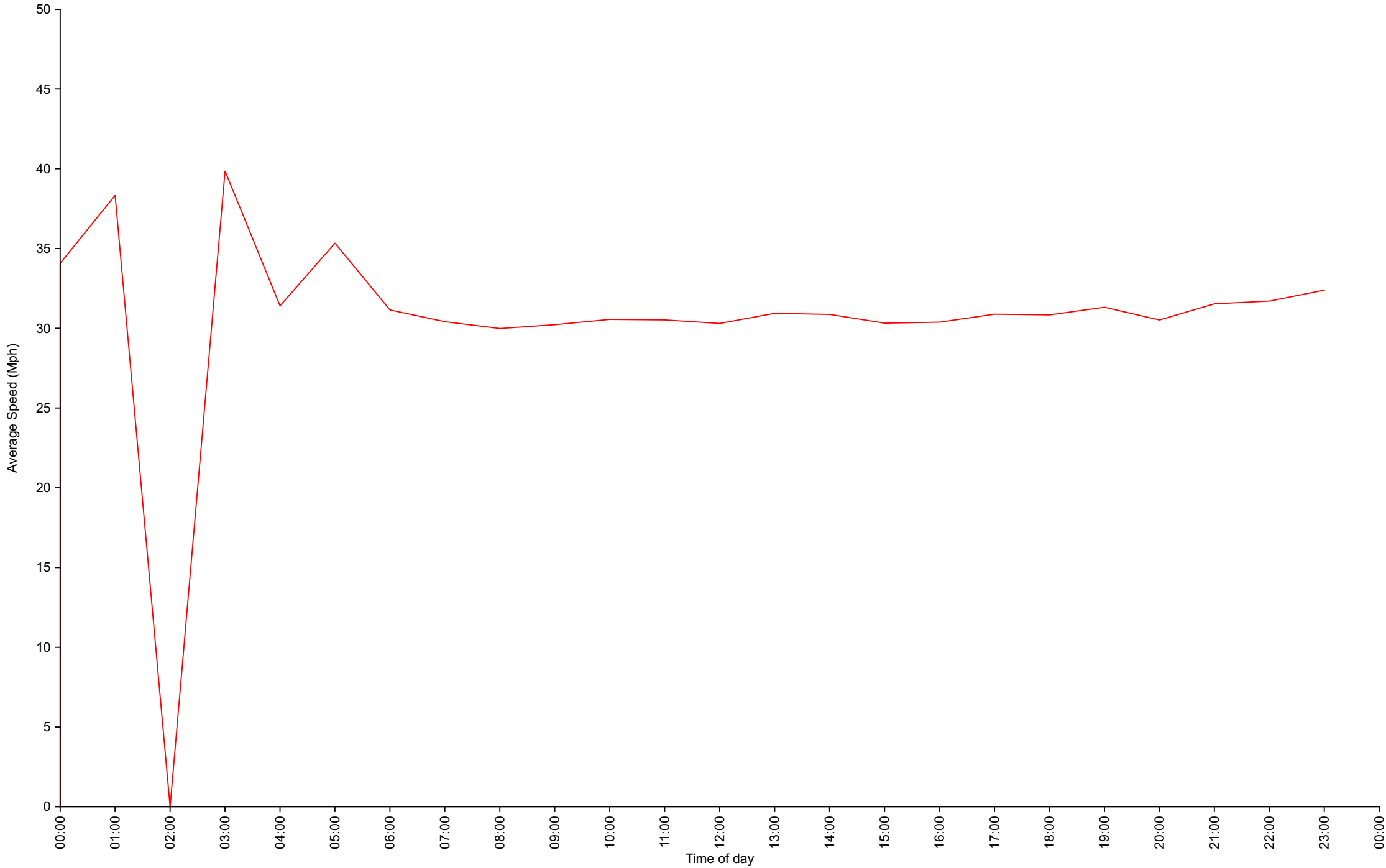
Daily Overview for Tue Dec 10 2024



Average Speed By Hour

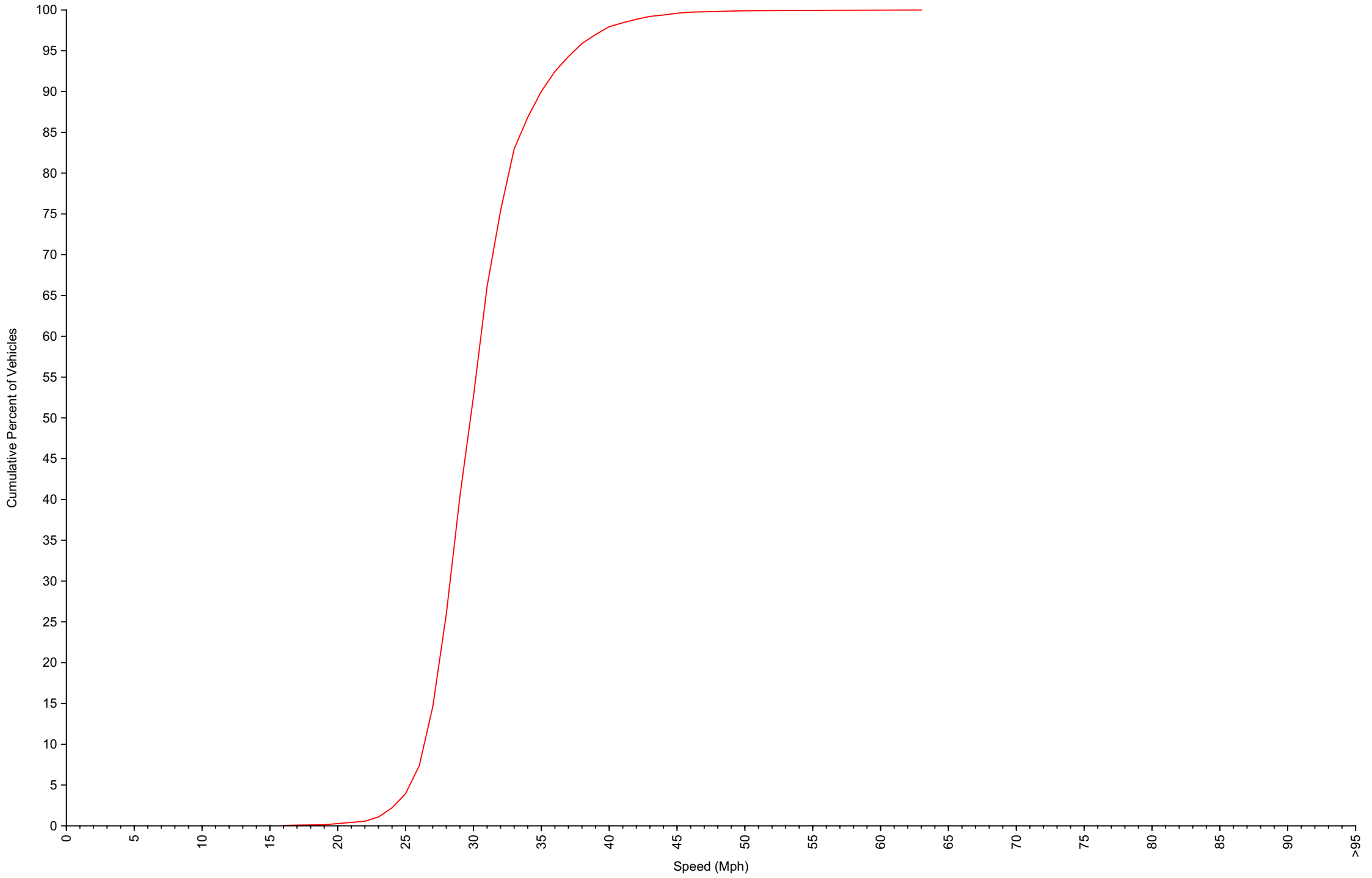
Daily Overview for Tue Dec 10 2024

(60 Minute Resolution)



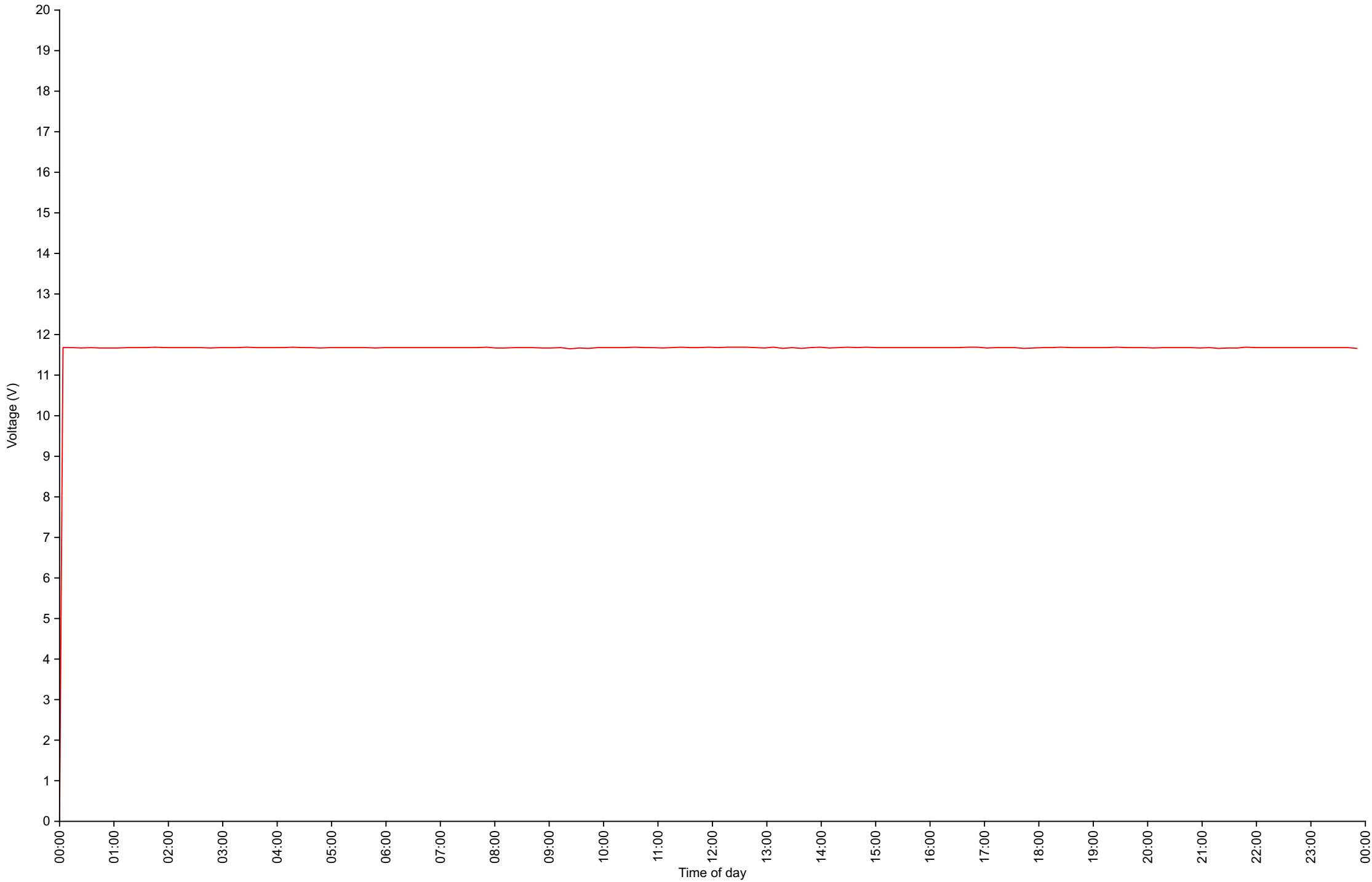
Cumulative Speed Distribution Curve

Daily Overview for Tue Dec 10 2024



Voltage

Daily Overview for Tue Dec 10 2024



Traffic Report - York Road

Daily Overview for Wed Dec 11 2024

Vehicle Speed Classes (Mph)

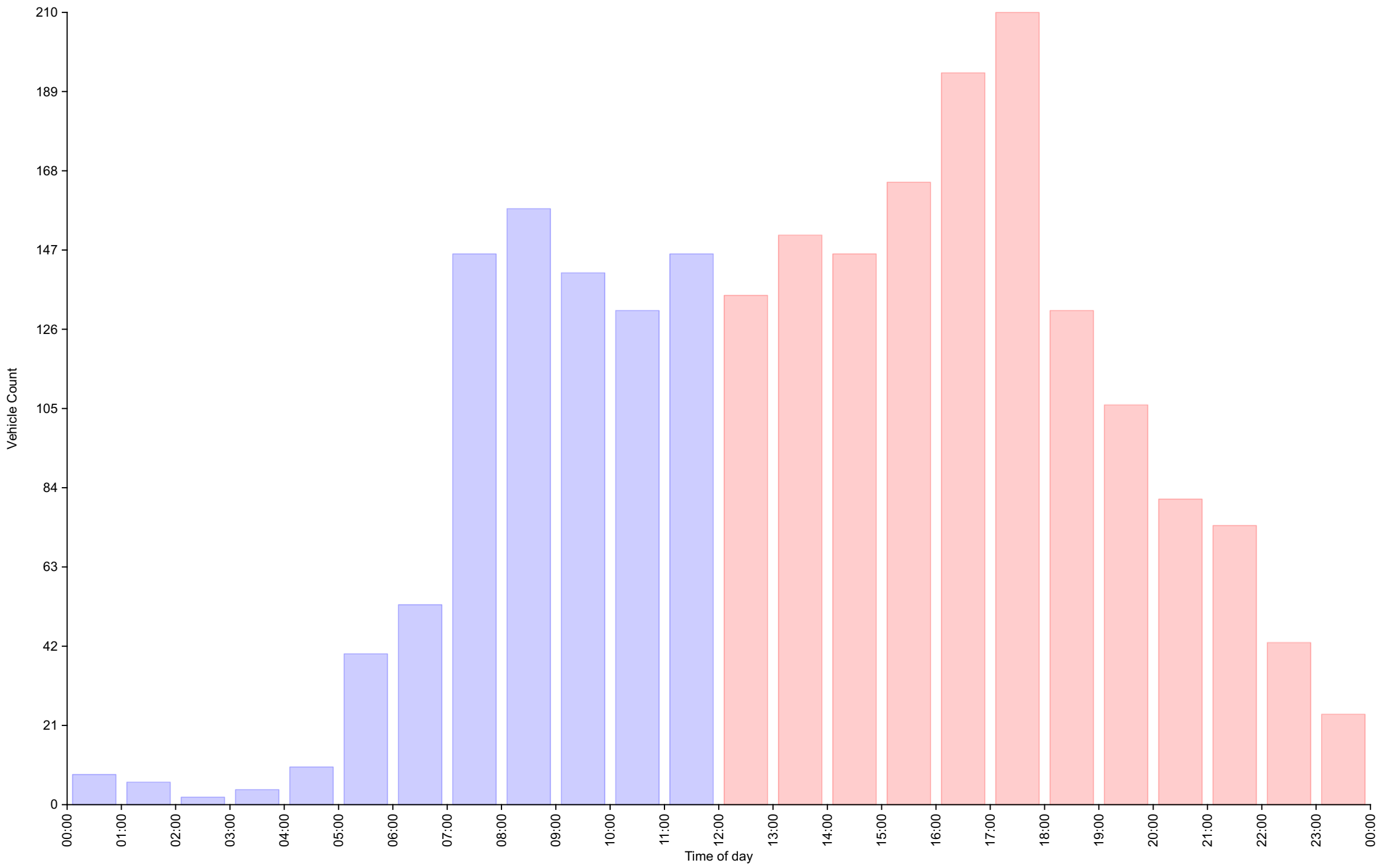
	<15	15 20	20 25	25 30	30 35	35 40	40 45	45 50	50 55	55 60	60 65	65 70	>70	Total	85th Percentile
00:00	0	0	0	1	4	1	1	1	0	0	0	0	0	8	40.6
01:00	0	0	0	1	4	1	0	0	0	0	0	0	0	6	34.1
02:00	0	0	0	1	1	0	0	0	0	0	0	0	0	2	30.8
03:00	0	0	0	1	1	2	0	0	0	0	0	0	0	4	35.8
04:00	0	0	0	1	4	4	1	0	0	0	0	0	0	10	38.5
05:00	0	1	2	8	12	8	9	0	0	0	0	0	0	40	41.0
06:00	0	0	0	15	29	7	2	0	0	0	0	0	0	53	34.5
07:00	0	0	1	55	69	19	2	0	0	0	0	0	0	146	33.9
08:00	0	0	5	76	64	10	3	0	0	0	0	0	0	158	32.5
09:00	0	1	1	53	70	14	2	0	0	0	0	0	0	141	32.9
10:00	0	1	2	46	60	20	2	0	0	0	0	0	0	131	34.3
11:00	0	0	2	63	58	20	2	0	0	1	0	0	0	146	34.1
12:00	0	0	3	62	64	5	0	1	0	0	0	0	0	135	32.0
13:00	0	0	4	57	65	18	6	1	0	0	0	0	0	151	34.3
14:00	0	0	5	59	63	16	3	0	0	0	0	0	0	146	33.6
15:00	0	0	2	80	66	14	3	0	0	0	0	0	0	165	32.9
16:00	0	0	5	78	96	15	0	0	0	0	0	0	0	194	32.8
17:00	0	0	5	77	112	11	5	0	0	0	0	0	0	210	32.3
18:00	0	0	4	51	58	15	2	1	0	0	0	0	0	131	33.8
19:00	0	0	0	34	55	16	1	0	0	0	0	0	0	106	34.1
20:00	0	0	1	19	33	22	5	1	0	0	0	0	0	81	37.5
21:00	0	0	1	20	41	5	5	2	0	0	0	0	0	74	35.8
22:00	0	0	0	16	16	7	4	0	0	0	0	0	0	43	35.6
23:00	0	0	0	5	7	7	3	1	1	0	0	0	0	24	39.5
AM Total	0	3	13	321	376	106	24	1	0	1	0	0	0		
PM Total	0	0	30	558	676	151	37	7	1	0	0	0	0		
Total	0	3	43	879	1052	257	61	8	1	1	0	0	0		
Percent	0.00%	0.13%	1.87%	38.13%	45.64%	11.15%	2.65%	0.35%	0.04%	0.04%	0.00%	0.00%	0.00%		

Time of day

Total Vehicles : 2305
 30th Percentile : 28.3 MPH
 50th Percentile : 29.7 MPH
 85th Percentile : 33.8 MPH
 95th Percentile : 37.5 MPH
 Average Speed : 30.8 MPH
 Highest Speed : 56.4 MPH
 Total Over Speed Limit : 59.9 % (1380 / 2305)

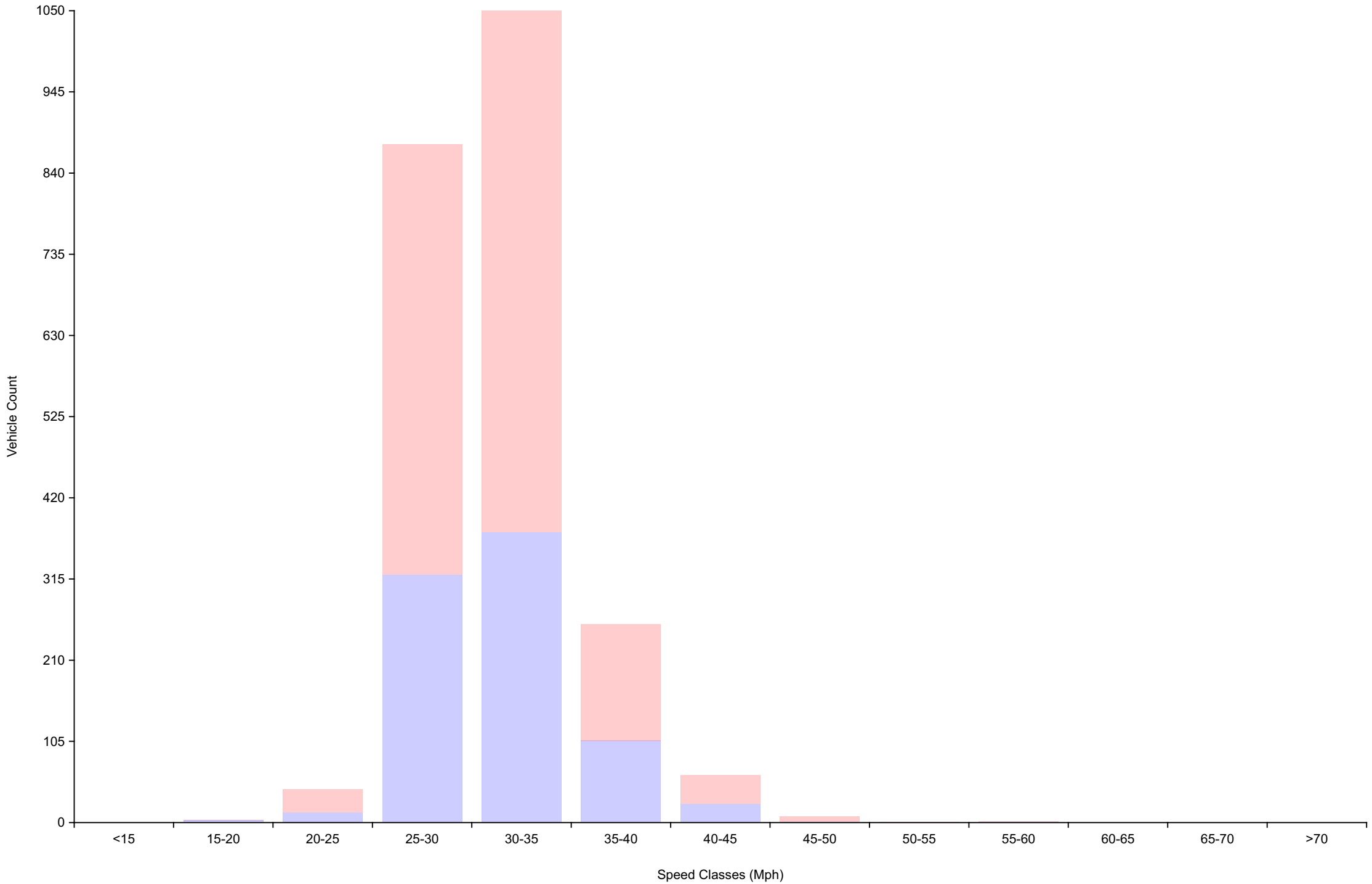
Vehicle Counts By Hour

Daily Overview for Wed Dec 11 2024
(60 Minute Resolution)



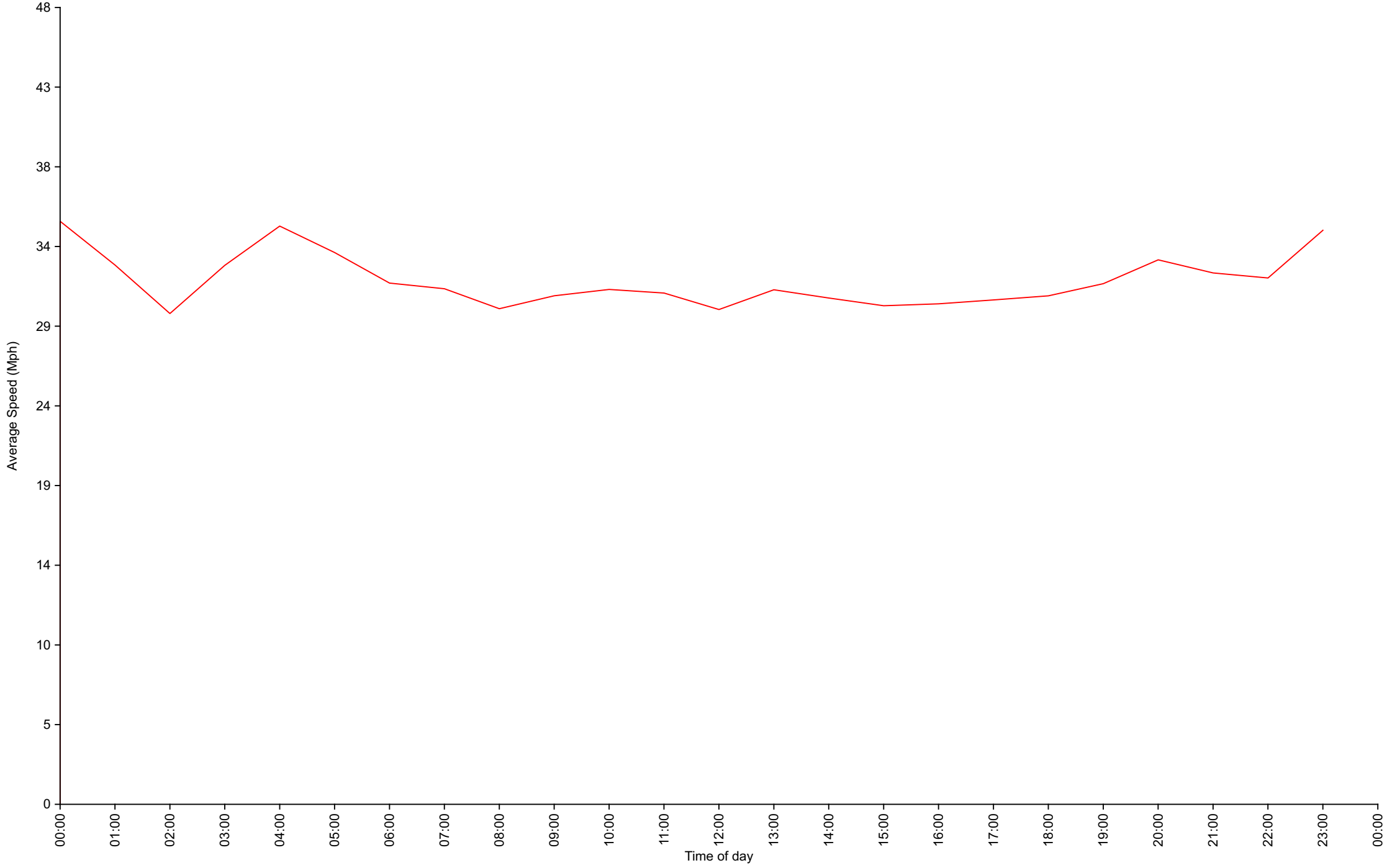
Vehicle Counts By Speed Class

Daily Overview for Wed Dec 11 2024



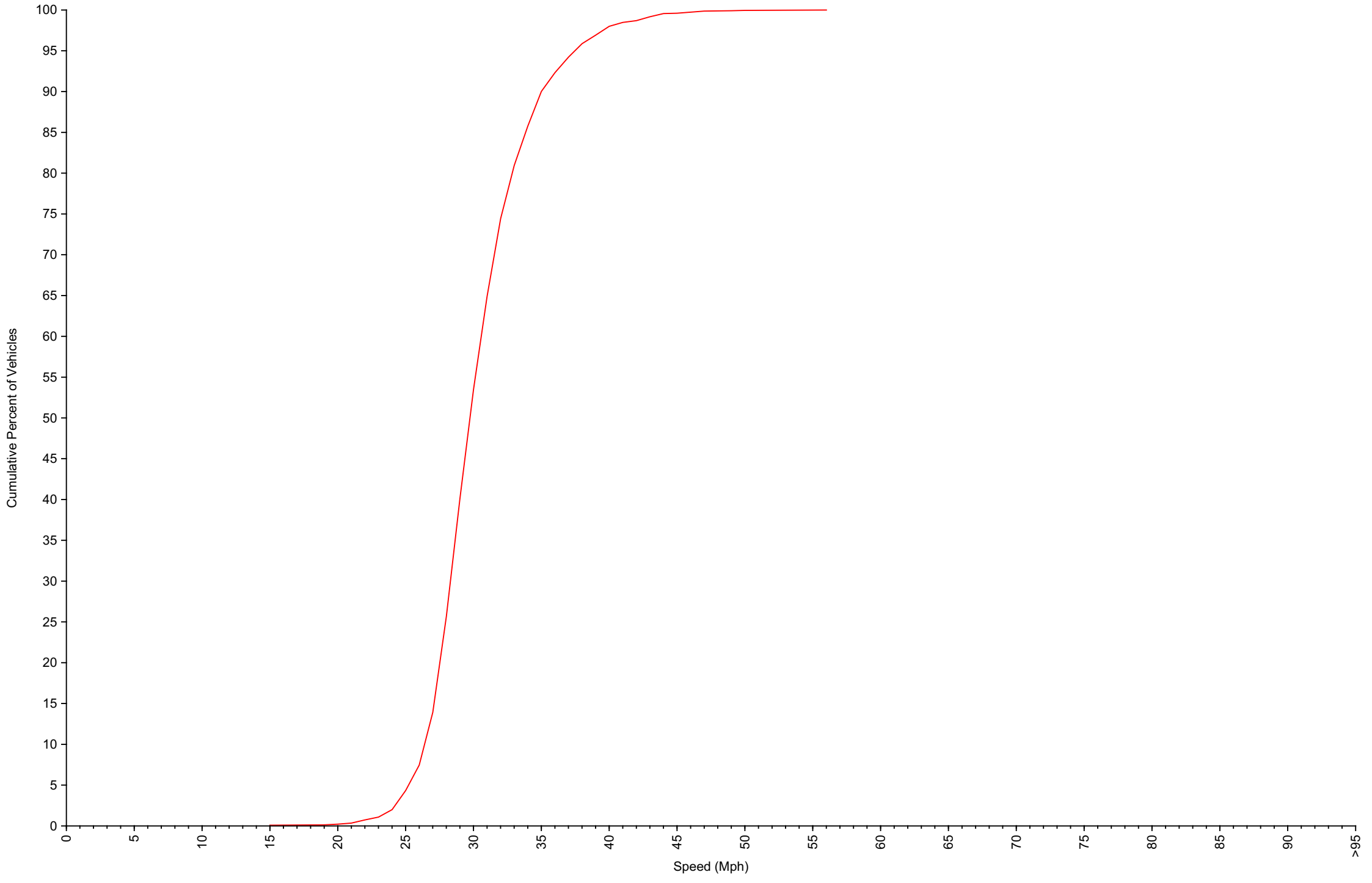
Average Speed By Hour

Daily Overview for Wed Dec 11 2024
(60 Minute Resolution)



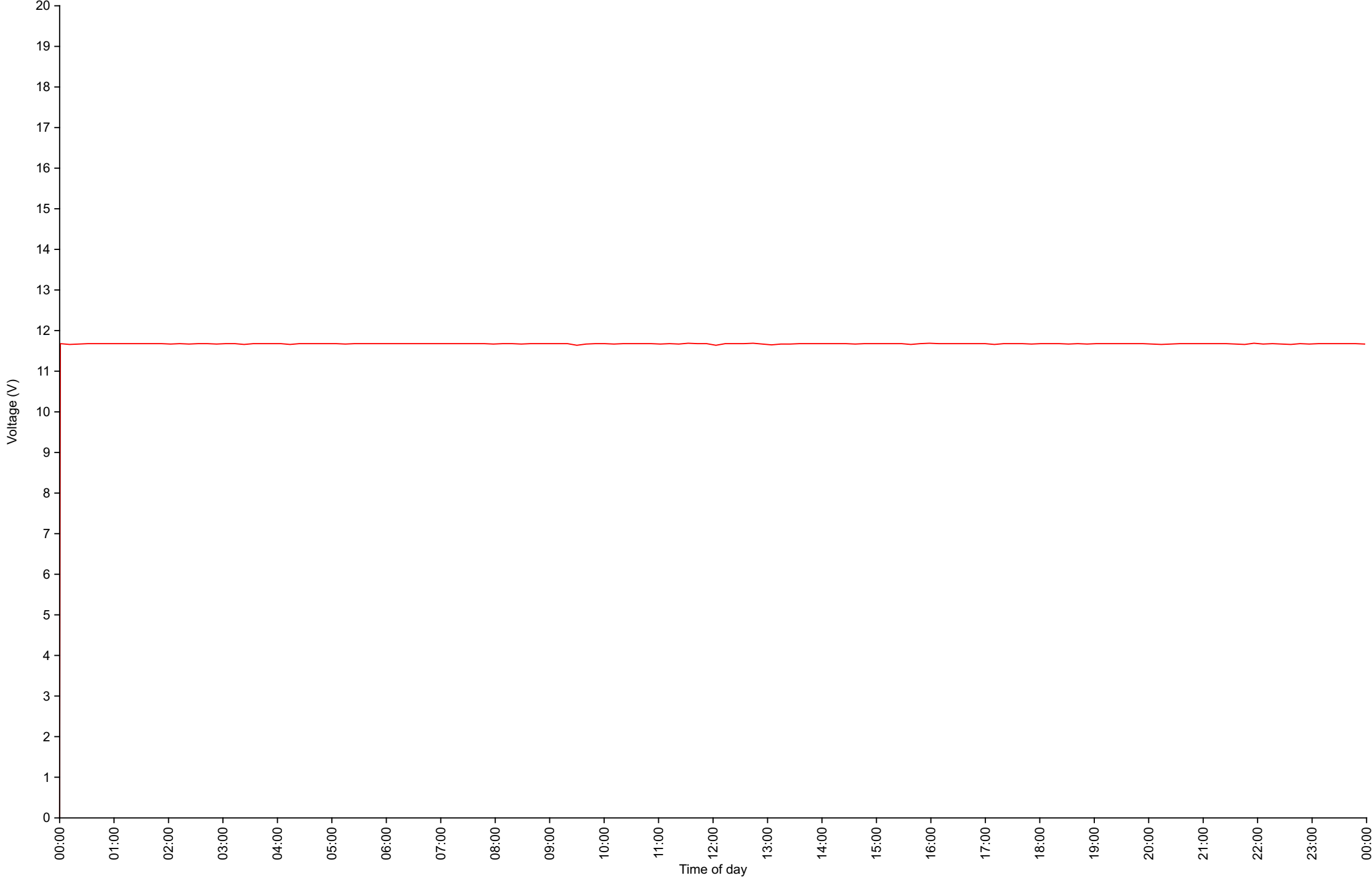
Cumulative Speed Distribution Curve

Daily Overview for Wed Dec 11 2024



Voltage

Daily Overview for Wed Dec 11 2024



Traffic Report - York Road

Daily Overview for Thu Dec 12 2024

Vehicle Speed Classes (Mph)

	<15	15 20	20 25	25 30	30 35	35 40	40 45	45 50	50 55	55 60	60 65	65 70	>70	Total	85th Percentile
00:00	0	0	0	2	9	5	0	0	0	0	0	0	0	16	37.6
01:00	0	0	0	2	1	2	1	0	0	0	0	0	0	6	38.3
02:00	0	0	0	1	3	0	1	0	0	0	0	0	0	5	35.8
03:00	0	0	0	0	3	1	0	0	0	0	0	0	0	4	33.2
04:00	0	0	0	1	2	5	3	0	0	0	0	0	0	11	39.7
05:00	0	0	0	10	12	9	9	1	0	0	0	0	0	41	40.7
06:00	0	0	0	13	28	7	3	0	0	0	0	0	0	51	34.6
07:00	0	0	1	51	77	18	2	1	0	0	0	0	0	150	33.6
08:00	1	1	6	69	76	12	2	0	0	0	0	0	0	167	33.1
09:00	0	0	4	49	55	19	1	1	0	0	0	0	0	129	34.3
10:00	0	0	2	45	62	14	3	1	0	0	0	0	0	127	33.8
11:00	0	0	0	52	64	25	2	1	0	0	0	0	0	144	35.0
12:00	0	0	0	53	63	13	5	0	0	0	0	0	0	134	33.0
13:00	0	1	6	84	57	14	1	1	0	0	0	0	0	164	32.5
14:00	1	0	6	98	49	8	0	0	0	0	0	0	0	162	31.4
15:00	0	0	1	77	81	17	2	0	0	0	0	0	0	178	33.3
16:00	0	1	3	78	82	19	1	1	0	0	0	0	0	185	33.2
17:00	0	1	5	93	89	12	1	0	0	0	0	0	0	201	31.9
18:00	0	1	13	61	61	16	1	1	0	0	0	0	0	154	33.4
19:00	0	0	14	68	35	1	1	0	0	0	0	0	0	119	30.3
20:00	1	1	3	31	42	8	1	1	0	0	0	0	0	88	33.4
21:00	0	0	1	29	30	9	4	0	1	0	0	0	0	74	35.0
22:00	0	0	0	24	24	14	3	0	1	0	0	0	0	66	36.3
23:00	0	0	0	12	9	7	1	0	0	0	0	0	0	29	35.3
AM Total	1	1	13	295	392	117	27	5	0	0	0	0	0		
PM Total	2	5	52	708	622	138	21	4	2	0	0	0	0		
Total	3	6	65	1003	1014	255	48	9	2	0	0	0	0		
Percent	0.12%	0.25%	2.70%	41.70%	42.16%	10.60%	2.00%	0.37%	0.08%	0.00%	0.00%	0.00%	0.00%		

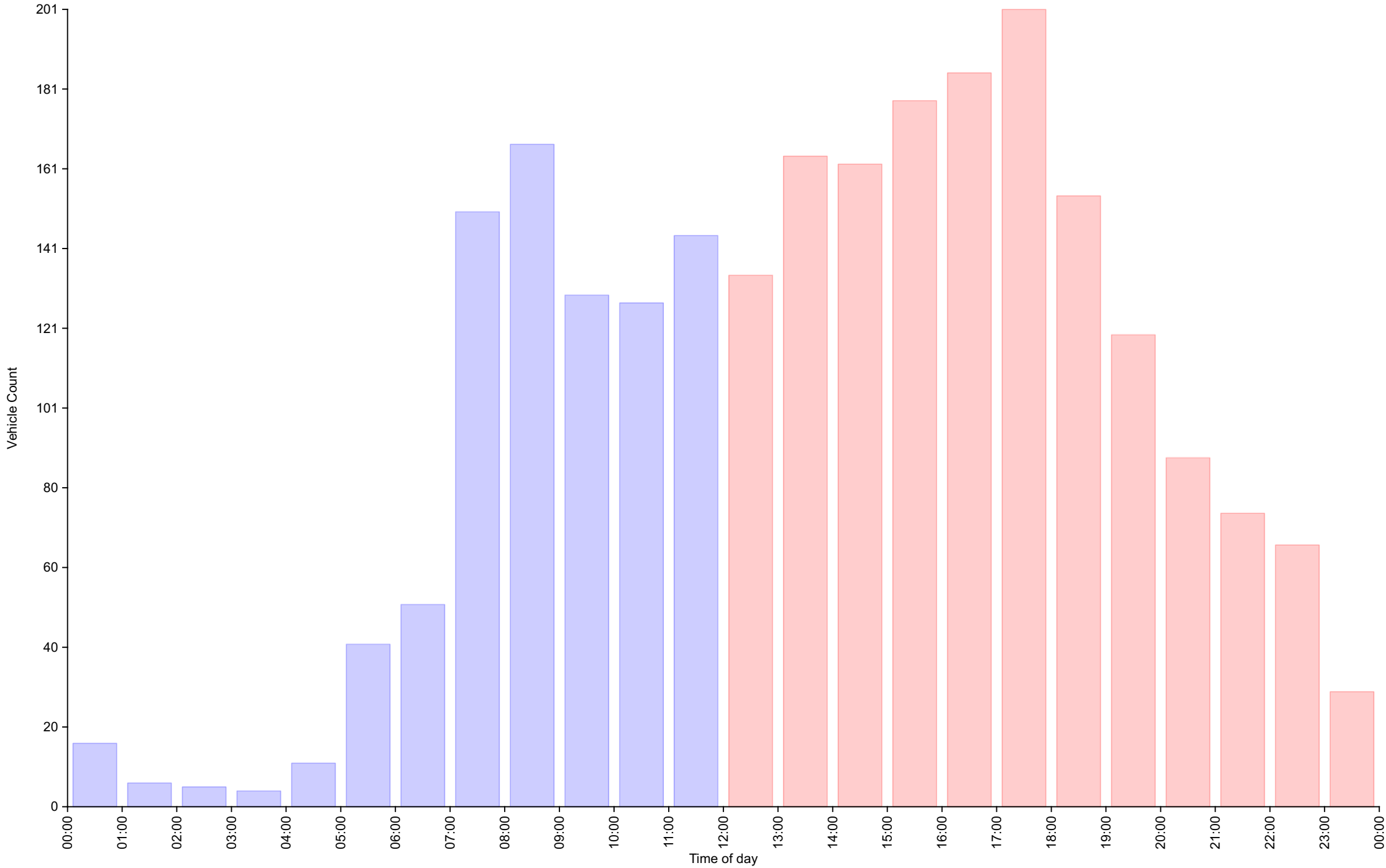
Time of day

Total Vehicles : 2405
 30th Percentile : 28.0 MPH
 50th Percentile : 29.4 MPH
 85th Percentile : 33.5 MPH
 95th Percentile : 37.1 MPH
 Average Speed : 30.4 MPH
 Highest Speed : 51.0 MPH
 Total Over Speed Limit : 55.2 % (1328 / 2405)

Vehicle Counts By Hour

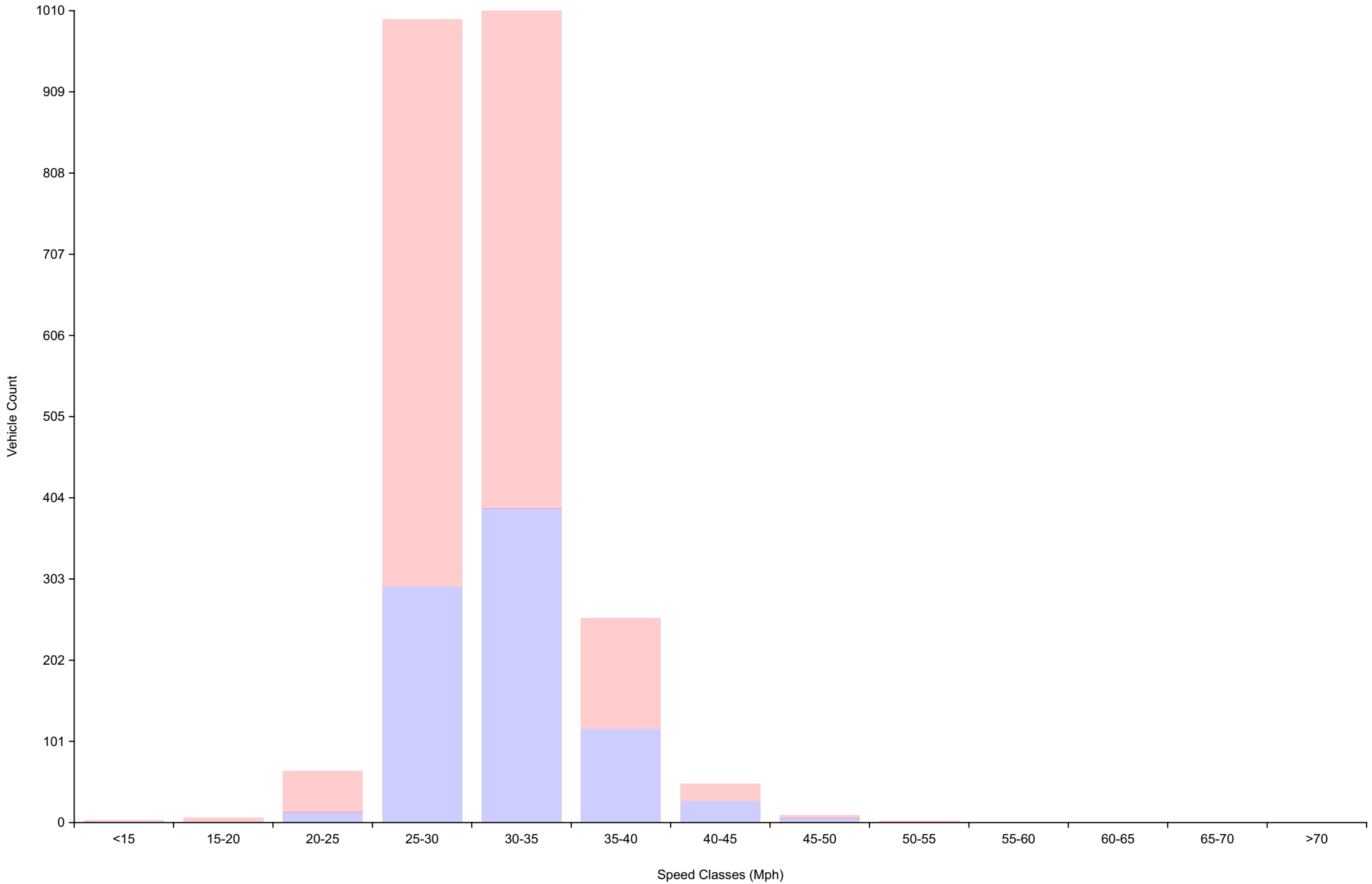
Daily Overview for Thu Dec 12 2024

(60 Minute Resolution)



Vehicle Counts By Speed Class

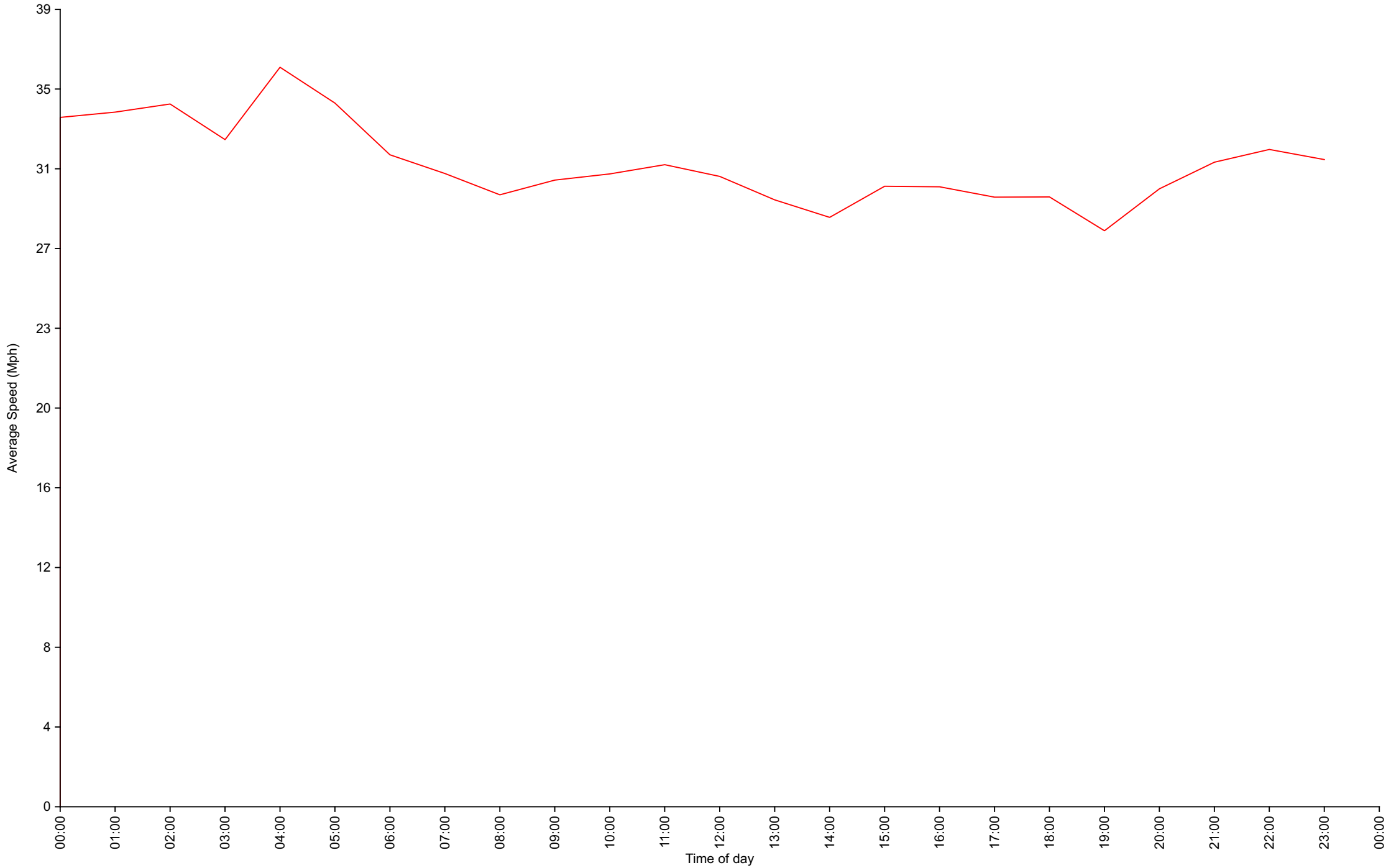
Daily Overview for Thu Dec 12 2024



Average Speed By Hour

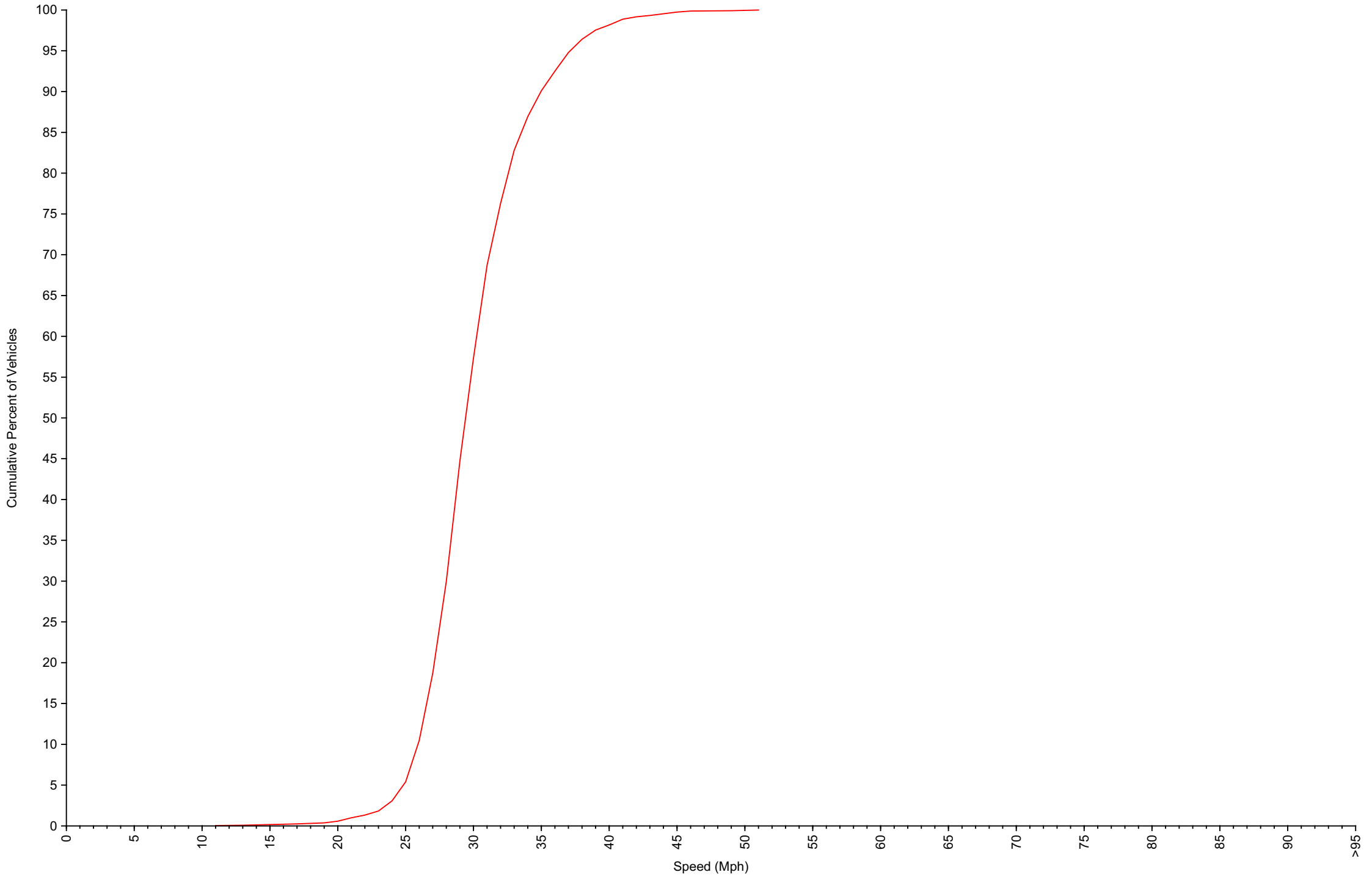
Daily Overview for Thu Dec 12 2024

(60 Minute Resolution)



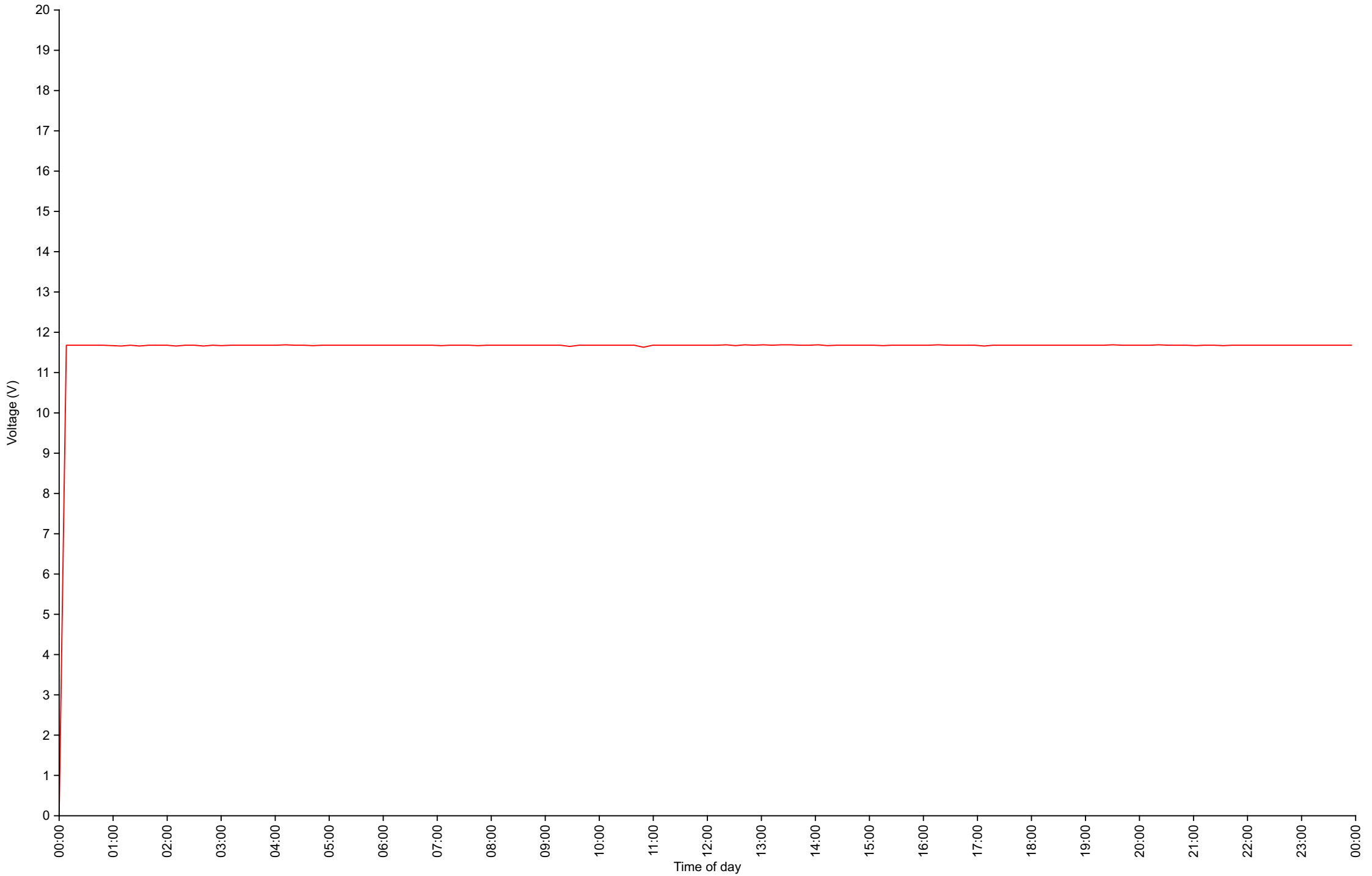
Cumulative Speed Distribution Curve

Daily Overview for Thu Dec 12 2024



Voltage

Daily Overview for Thu Dec 12 2024



Traffic Report - York Road

Daily Overview for Fri Dec 13 2024

Vehicle Speed Classes (Mph)

	<15	15 20	20 25	25 30	30 35	35 40	40 45	45 50	50 55	55 60	60 65	65 70	>70	Total	85th Percentile
00:00	0	0	0	6	4	8	1	0	1	0	0	0	0	20	38.0
01:00	0	0	0	1	2	0	0	1	0	0	0	0	0	4	37.8
02:00	0	0	0	1	1	0	1	0	0	0	0	0	0	3	35.5
03:00	0	0	1	0	1	0	0	0	0	0	0	0	0	2	28.9
04:00	0	0	0	0	3	2	1	0	0	0	0	0	0	6	39.2
05:00	0	0	1	7	6	6	4	0	0	0	0	0	0	24	39.3
06:00	0	0	0	20	29	8	2	2	0	0	0	0	0	61	35.4
07:00	0	0	1	55	55	18	2	0	0	0	0	0	0	131	34.0
08:00	0	0	1	73	68	11	0	1	0	0	0	0	0	154	32.4
09:00	0	0	4	51	57	8	1	0	0	0	0	0	0	121	32.8
10:00	0	0	1	48	55	11	2	0	0	0	0	0	0	117	33.2
11:00	0	0	9	62	59	9	1	0	0	0	0	0	0	140	32.4
12:00	0	0	0	60	79	19	3	0	0	0	0	0	0	161	33.6
13:00	0	0	5	46	73	5	3	0	0	0	0	0	0	132	32.9
14:00	0	0	5	57	86	17	1	0	0	0	0	0	0	166	32.9
15:00	0	1	3	73	80	15	1	0	0	0	0	0	0	173	32.6
16:00	0	1	5	83	88	10	3	2	0	0	0	0	0	192	32.5
17:00	0	0	5	65	100	20	5	0	0	0	0	0	0	195	33.4
18:00	0	0	5	43	58	22	4	0	0	0	0	0	0	132	35.0
19:00	0	0	1	42	46	21	3	1	0	0	0	0	0	114	35.8
20:00	0	0	0	24	40	9	10	1	0	0	0	0	0	84	37.2
21:00	0	0	2	19	23	11	4	0	0	0	1	0	0	60	36.6
22:00	0	0	1	17	27	7	4	0	0	0	0	0	0	56	35.5
23:00	0	0	1	14	20	9	1	0	0	0	0	0	0	45	35.1
AM Total	0	0	18	324	340	81	15	4	1	0	0	0	0		
PM Total	0	2	33	543	720	165	42	4	0	0	1	0	0		
Total	0	2	51	867	1060	246	57	8	1	0	1	0	0		
Percent	0.00%	0.09%	2.22%	37.81%	46.23%	10.73%	2.49%	0.35%	0.04%	0.00%	0.04%	0.00%	0.00%		

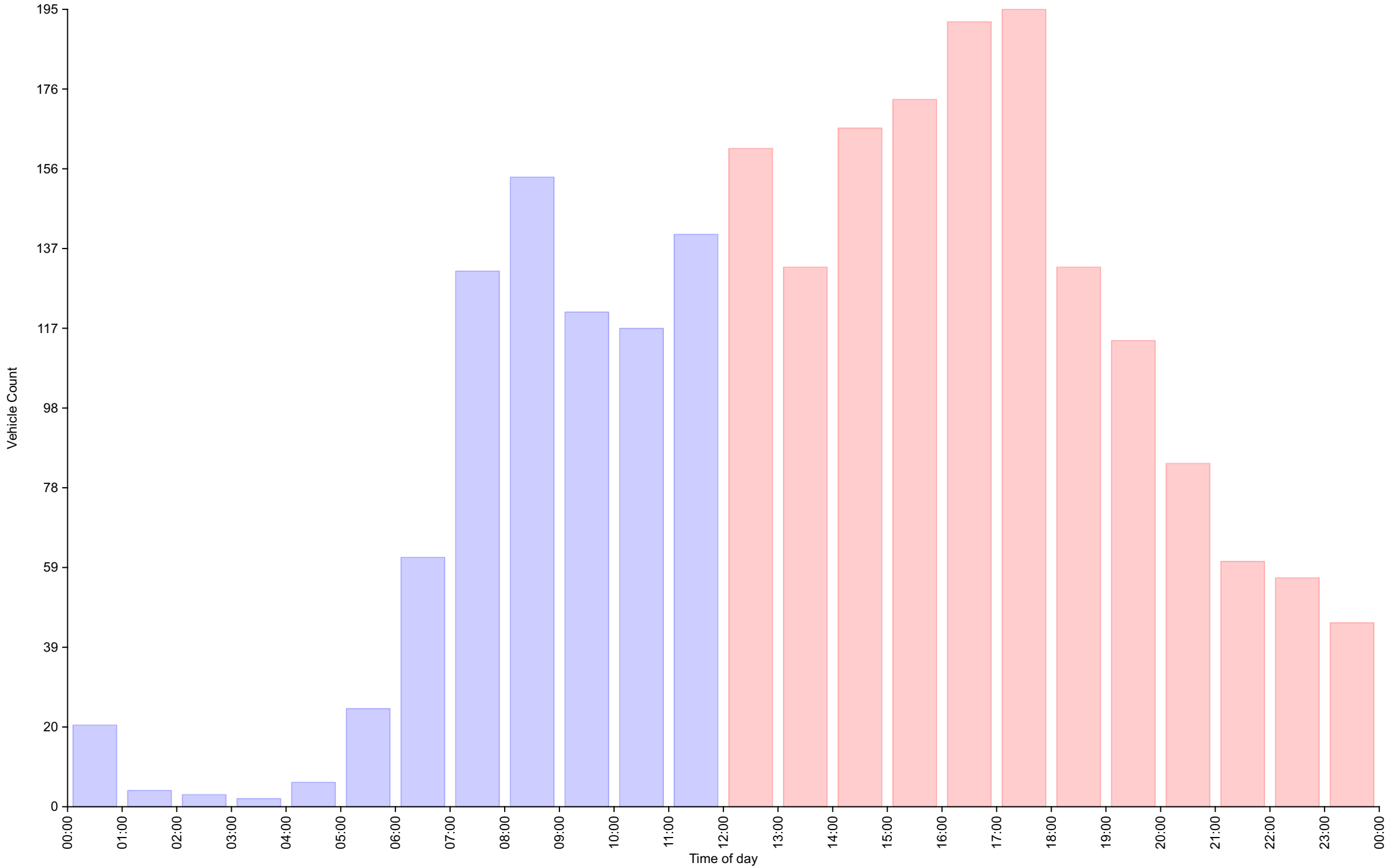
Time of day

Total Vehicles : 2293
 30th Percentile : 28.3 MPH
 50th Percentile : 29.8 MPH
 85th Percentile : 33.7 MPH
 95th Percentile : 37.7 MPH
 Average Speed : 30.8 MPH
 Highest Speed : 61.6 MPH
 Total Over Speed Limit : 59.9 % (1373 / 2293)

Vehicle Counts By Hour

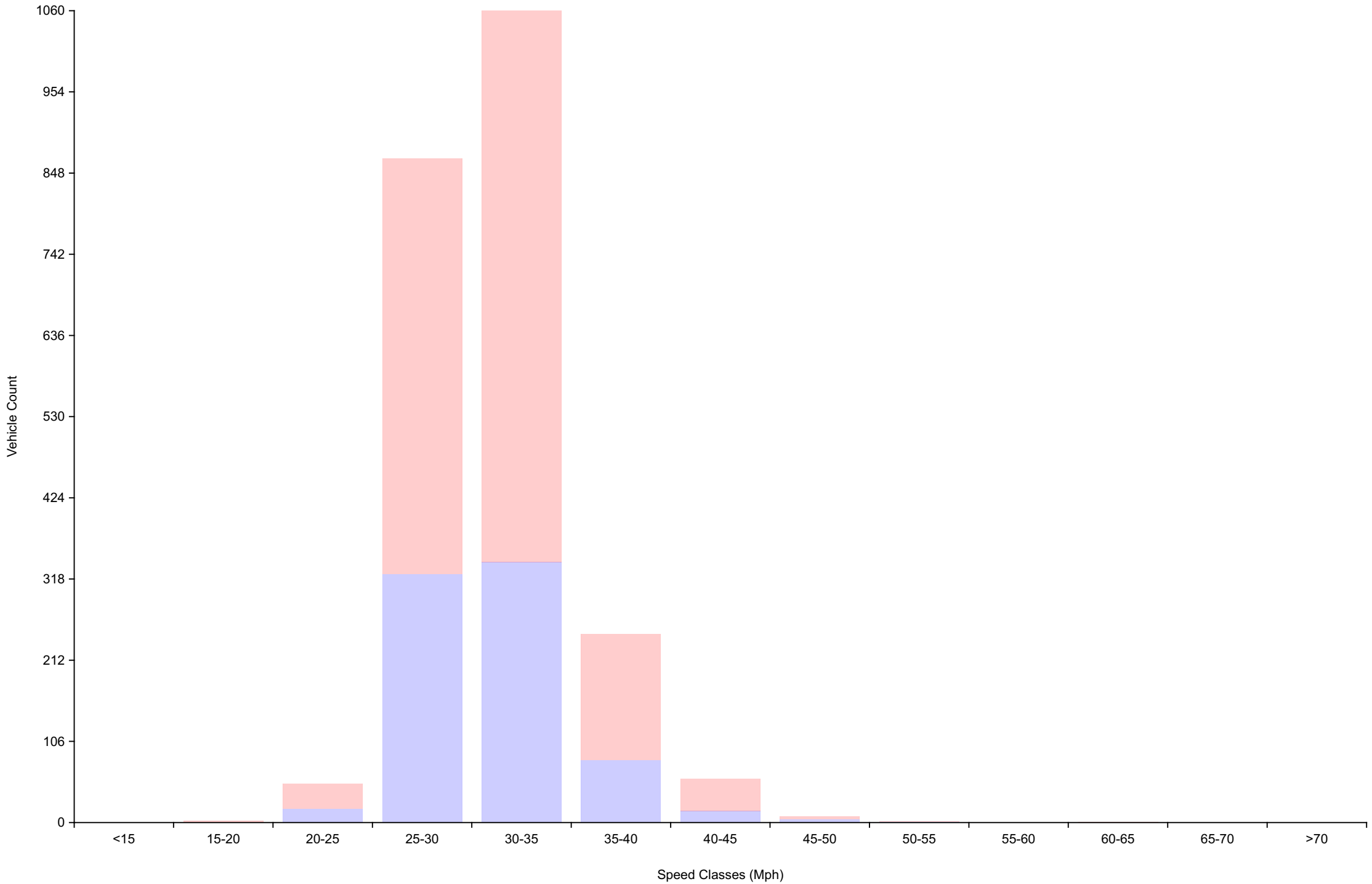
Daily Overview for Fri Dec 13 2024

(60 Minute Resolution)



Vehicle Counts By Speed Class

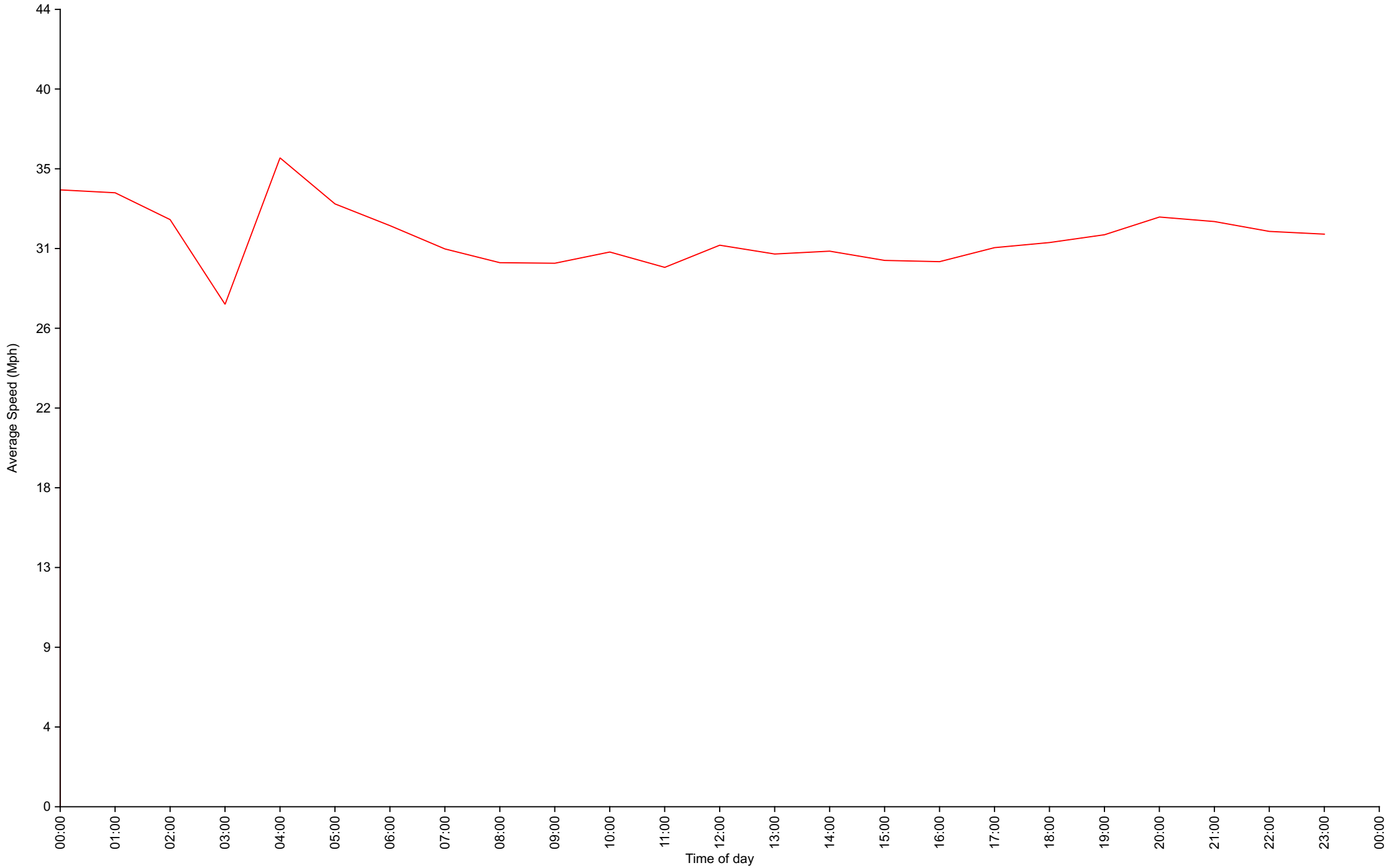
Daily Overview for Fri Dec 13 2024



Average Speed By Hour

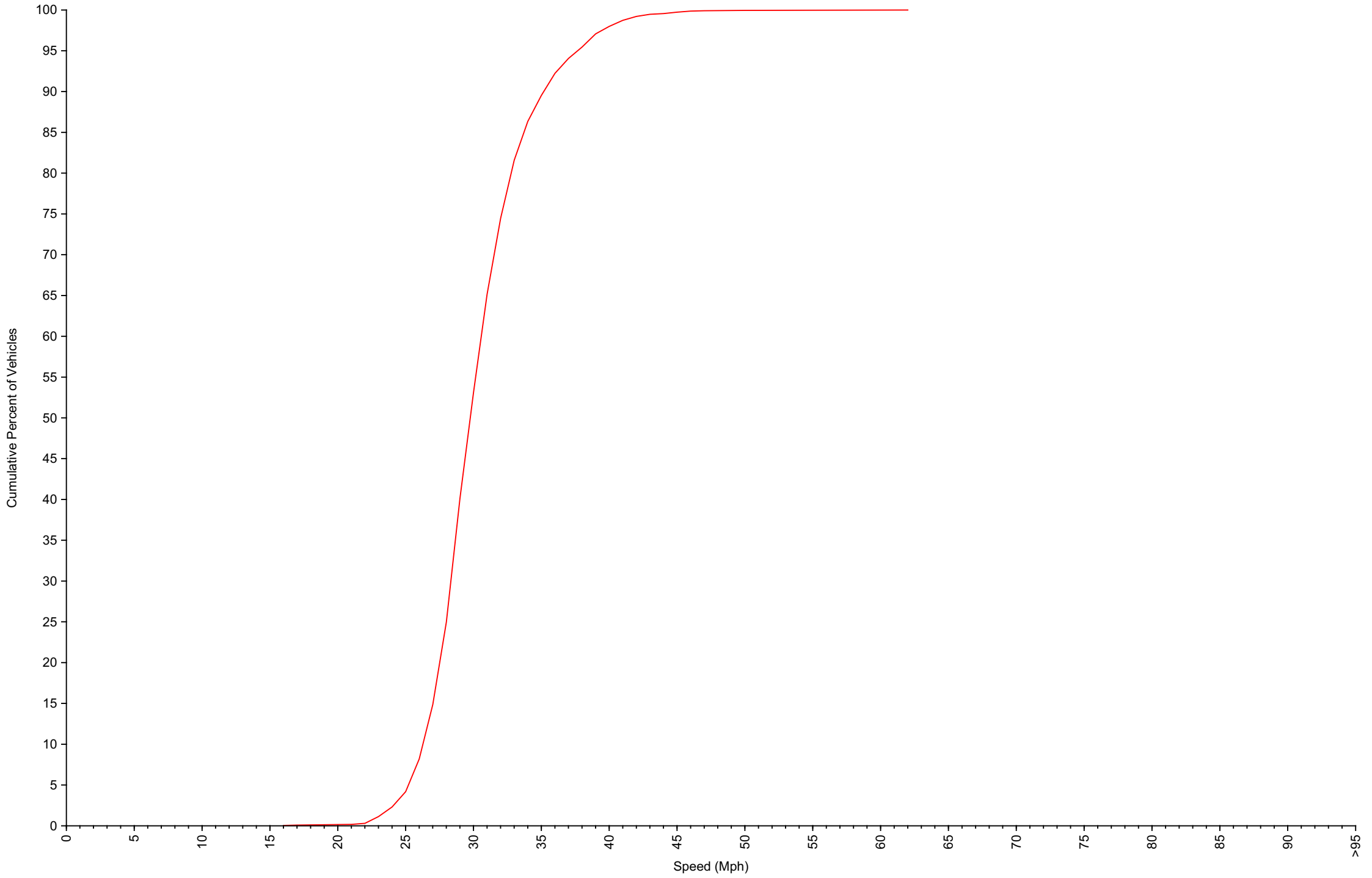
Daily Overview for Fri Dec 13 2024

(60 Minute Resolution)



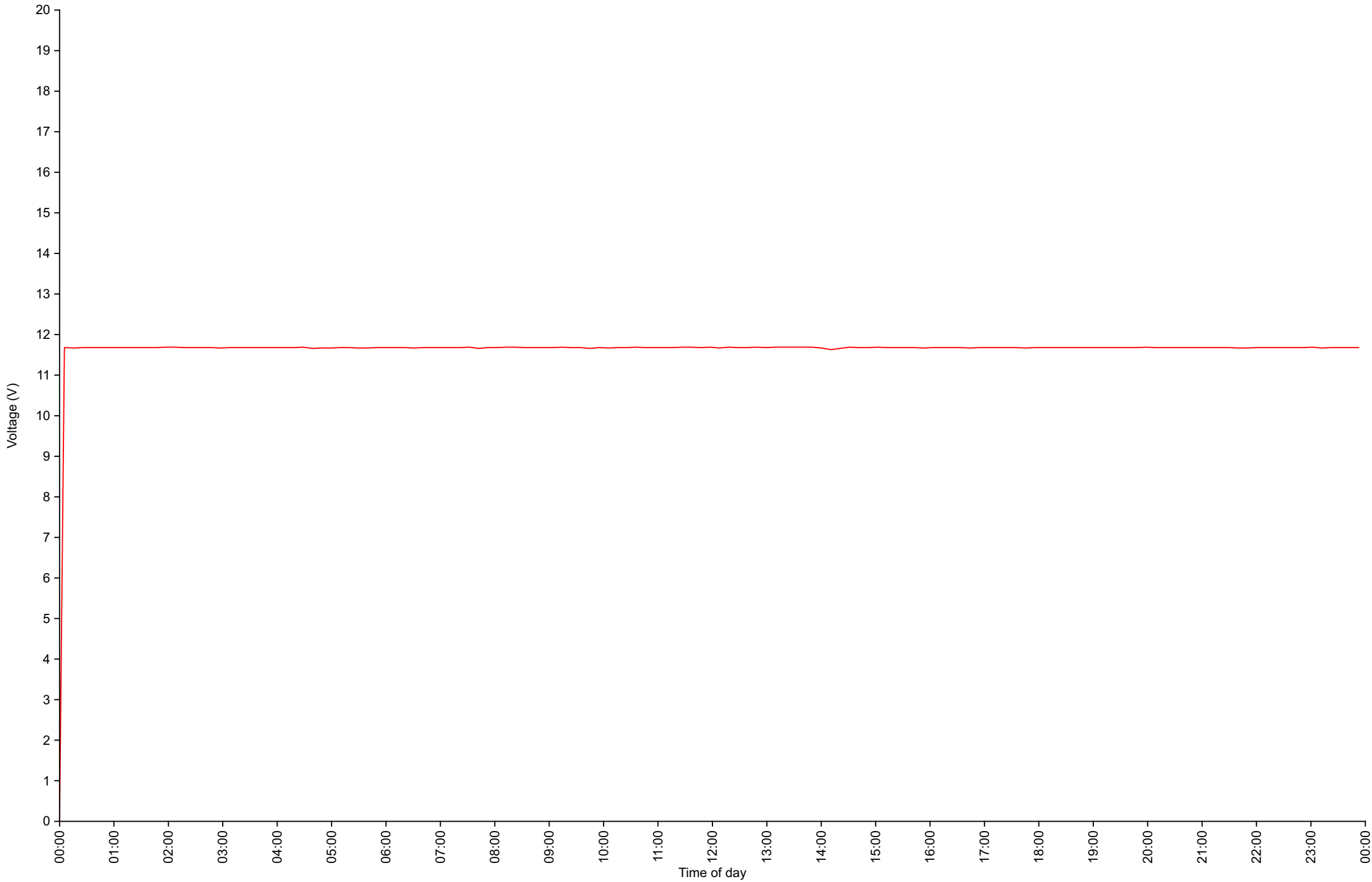
Cumulative Speed Distribution Curve

Daily Overview for Fri Dec 13 2024



Voltage

Daily Overview for Fri Dec 13 2024



Traffic Report - York Road

Daily Overview for Sat Dec 14 2024

Vehicle Speed Classes (Mph)

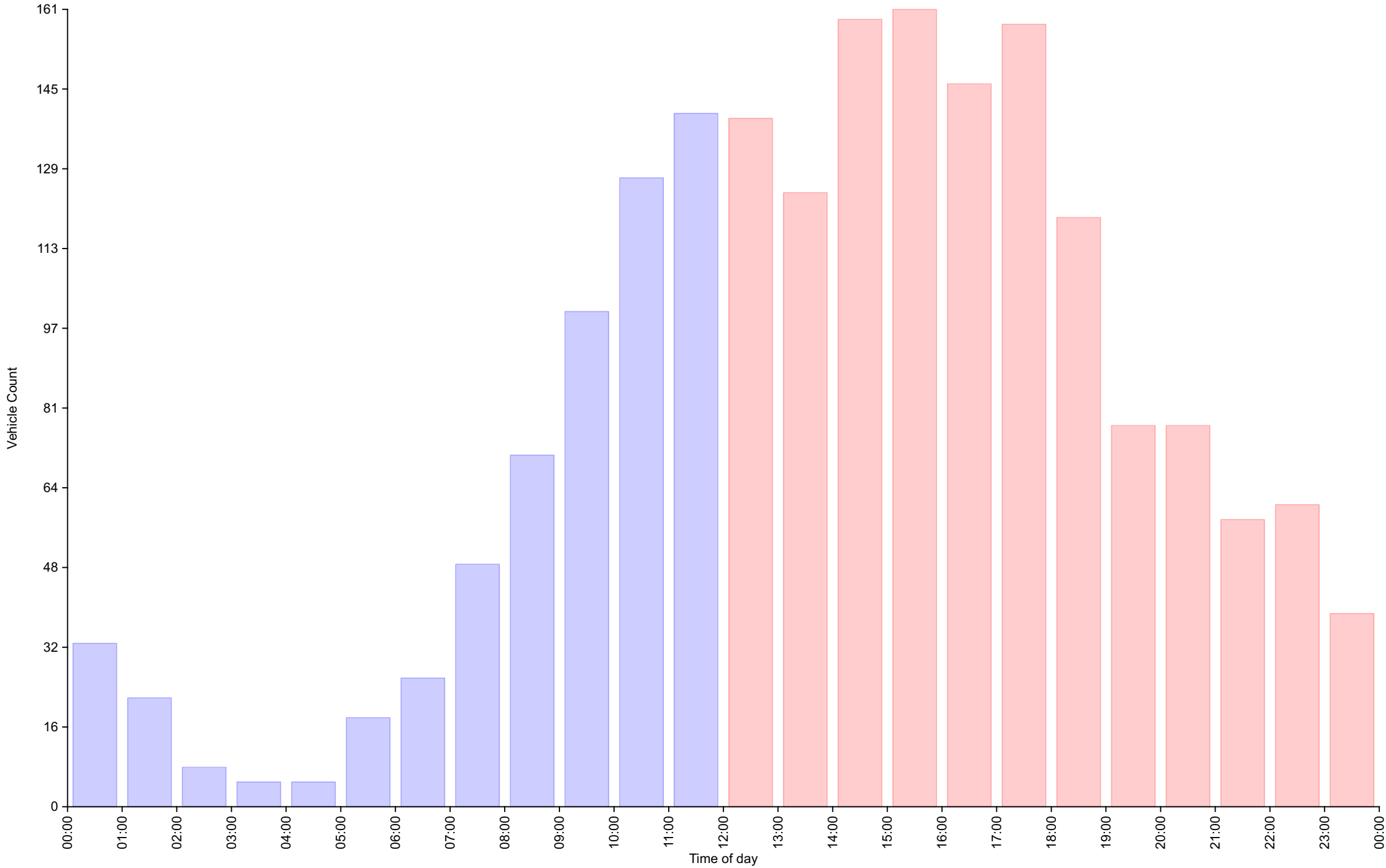
	<15	15 20	20 25	25 30	30 35	35 40	40 45	45 50	50 55	55 60	60 65	65 70	>70	Total	85th Percentile
00:00	0	0	0	1	21	6	3	2	0	0	0	0	0	33	38.1
01:00	0	0	0	6	7	7	1	1	0	0	0	0	0	22	37.4
02:00	0	0	1	1	2	3	1	0	0	0	0	0	0	8	38.8
03:00	0	0	0	1	1	2	0	1	0	0	0	0	0	5	40.8
04:00	0	0	0	1	1	1	2	0	0	0	0	0	0	5	41.0
05:00	0	0	1	9	6	2	0	0	0	0	0	0	0	18	32.3
06:00	0	0	0	8	9	6	2	1	0	0	0	0	0	26	36.2
07:00	0	0	1	20	19	6	2	1	0	0	0	0	0	49	35.6
08:00	0	0	0	37	25	9	0	0	0	0	0	0	0	71	33.6
09:00	0	1	1	41	45	11	1	0	0	0	0	0	0	100	33.4
10:00	0	0	3	47	63	14	0	0	0	0	0	0	0	127	33.4
11:00	0	2	3	58	60	15	2	0	0	0	0	0	0	140	33.0
12:00	0	1	5	52	58	16	6	1	0	0	0	0	0	139	34.5
13:00	0	0	1	47	57	16	3	0	0	0	0	0	0	124	34.1
14:00	0	0	1	60	71	22	5	0	0	0	0	0	0	159	34.5
15:00	0	0	1	86	56	14	3	1	0	0	0	0	0	161	32.4
16:00	0	0	1	63	66	15	1	0	0	0	0	0	0	146	33.3
17:00	0	0	10	52	66	23	7	0	0	0	0	0	0	158	35.1
18:00	0	0	0	45	51	18	5	0	0	0	0	0	0	119	35.0
19:00	0	0	0	25	32	13	6	0	1	0	0	0	0	77	36.1
20:00	0	1	0	31	31	13	0	1	0	0	0	0	0	77	34.6
21:00	0	0	0	18	27	11	2	0	0	0	0	0	0	58	35.1
22:00	0	0	0	20	28	10	2	1	0	0	0	0	0	61	34.8
23:00	0	0	0	17	15	2	5	0	0	0	0	0	0	39	38.1
AM Total	0	3	10	230	259	82	14	6	0	0	0	0	0		
PM Total	0	2	19	516	558	173	45	4	1	0	0	0	0		
Total	0	5	29	746	817	255	59	10	1	0	0	0	0		
Percent	0.00%	0.26%	1.51%	38.81%	42.51%	13.27%	3.07%	0.52%	0.05%	0.00%	0.00%	0.00%	0.00%		

Time of day

Total Vehicles : 1922
 30th Percentile : 28.3 MPH
 50th Percentile : 29.9 MPH
 85th Percentile : 34.5 MPH
 95th Percentile : 38.1 MPH
 Average Speed : 31.0 MPH
 Highest Speed : 53.1 MPH
 Total Over Speed Limit : 59.4 % (1142 / 1922)

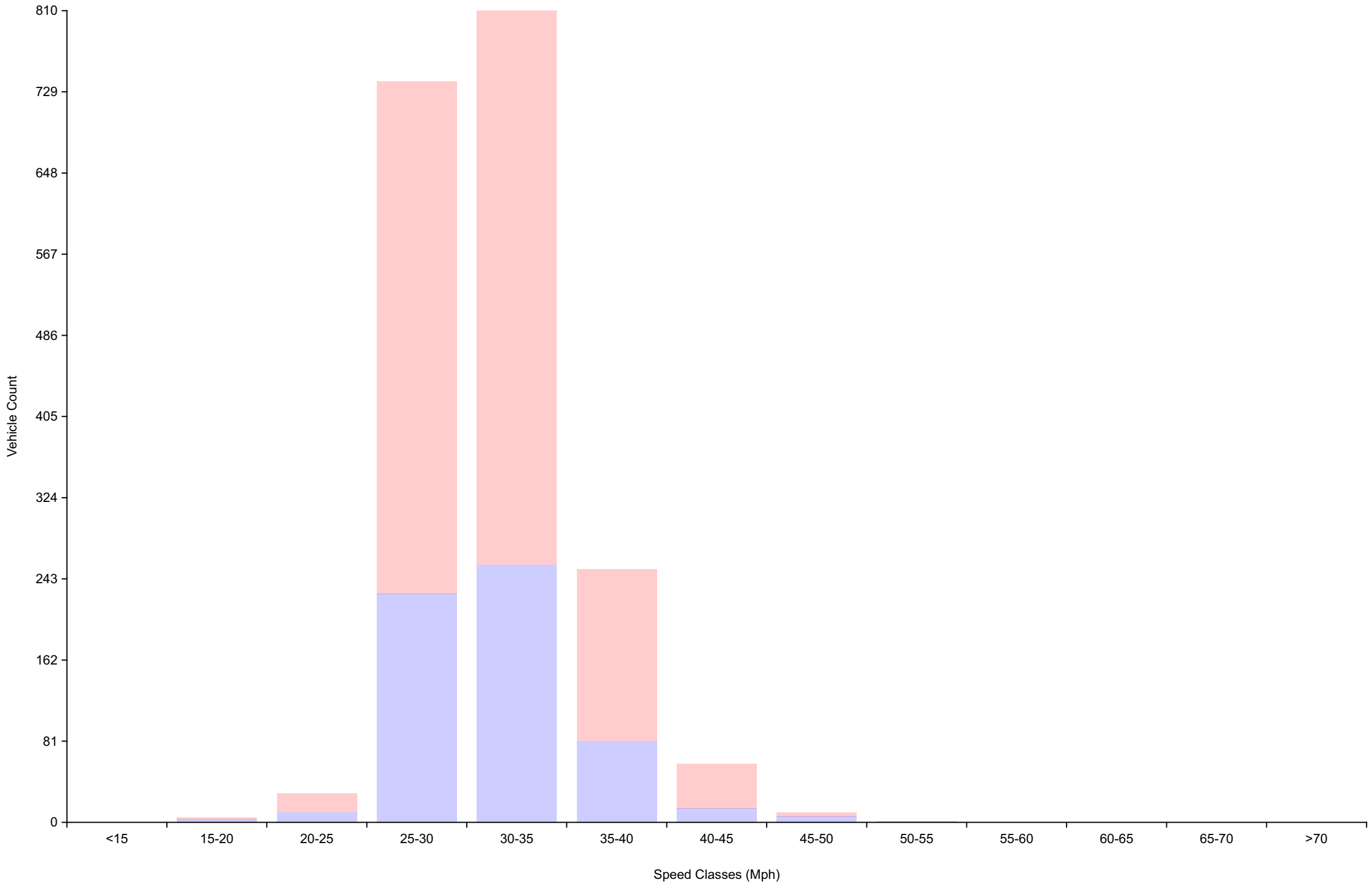
Vehicle Counts By Hour

Daily Overview for Sat Dec 14 2024
(60 Minute Resolution)



Vehicle Counts By Speed Class

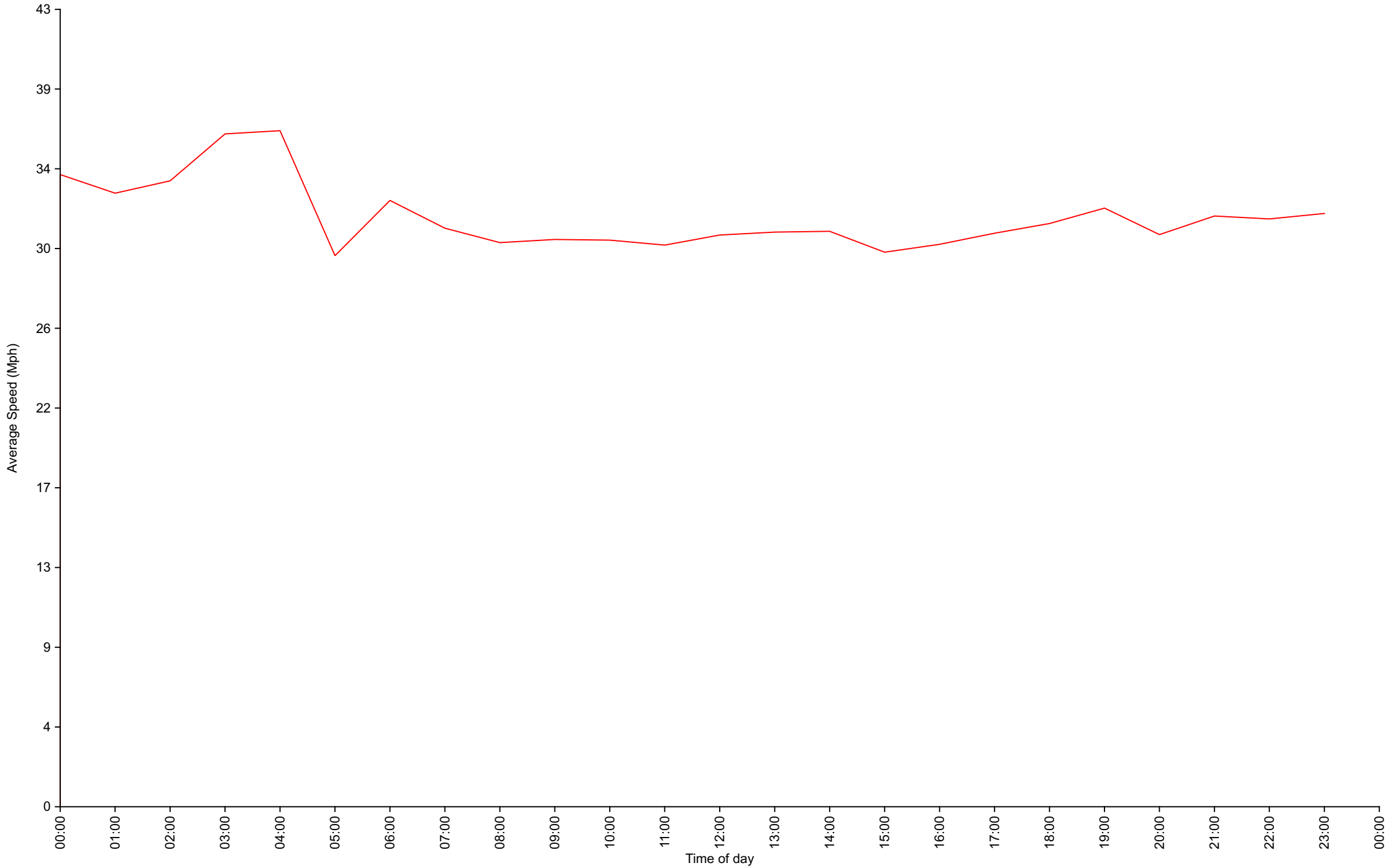
Daily Overview for Sat Dec 14 2024



Average Speed By Hour

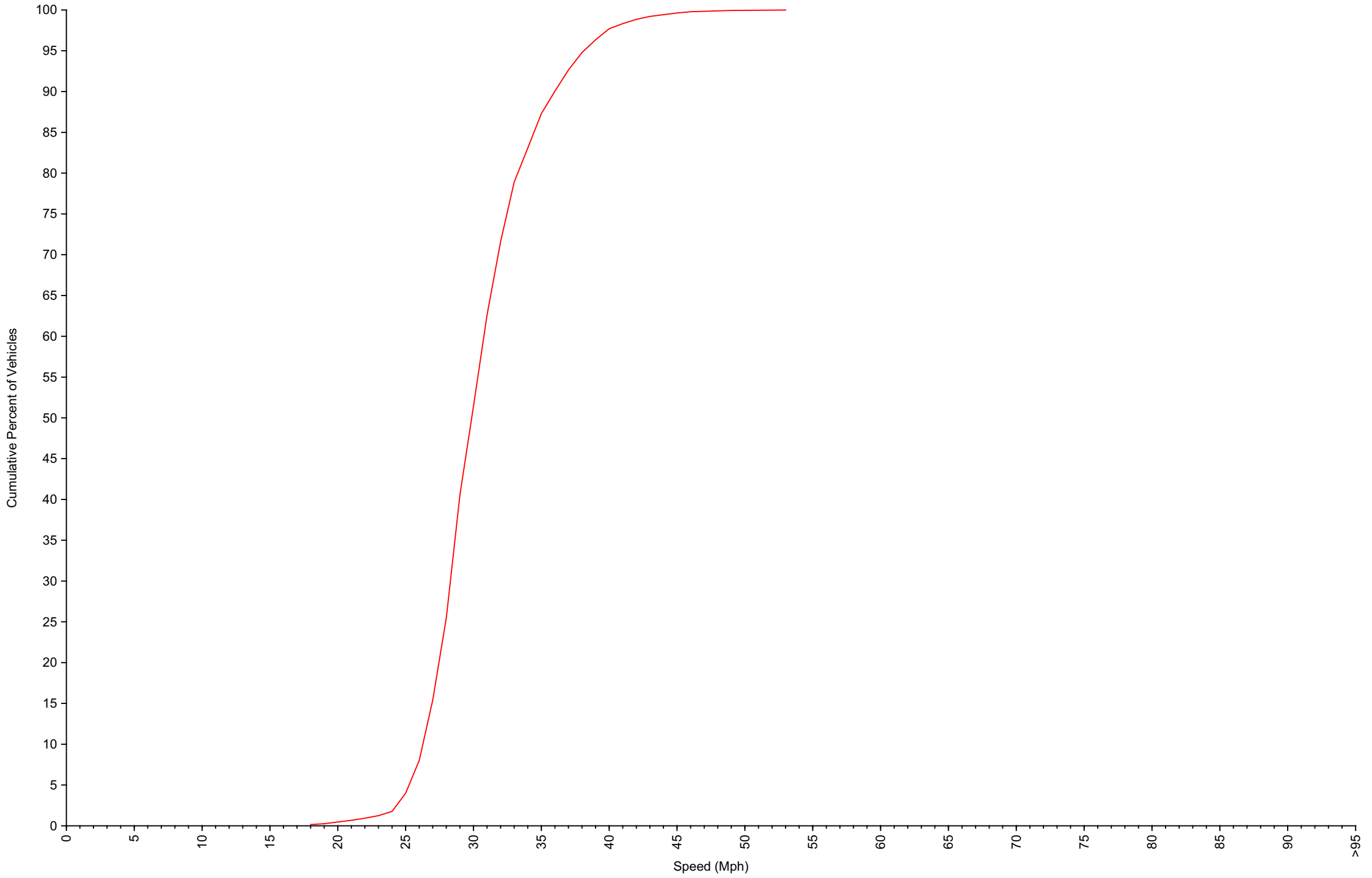
Daily Overview for Sat Dec 14 2024

(60 Minute Resolution)



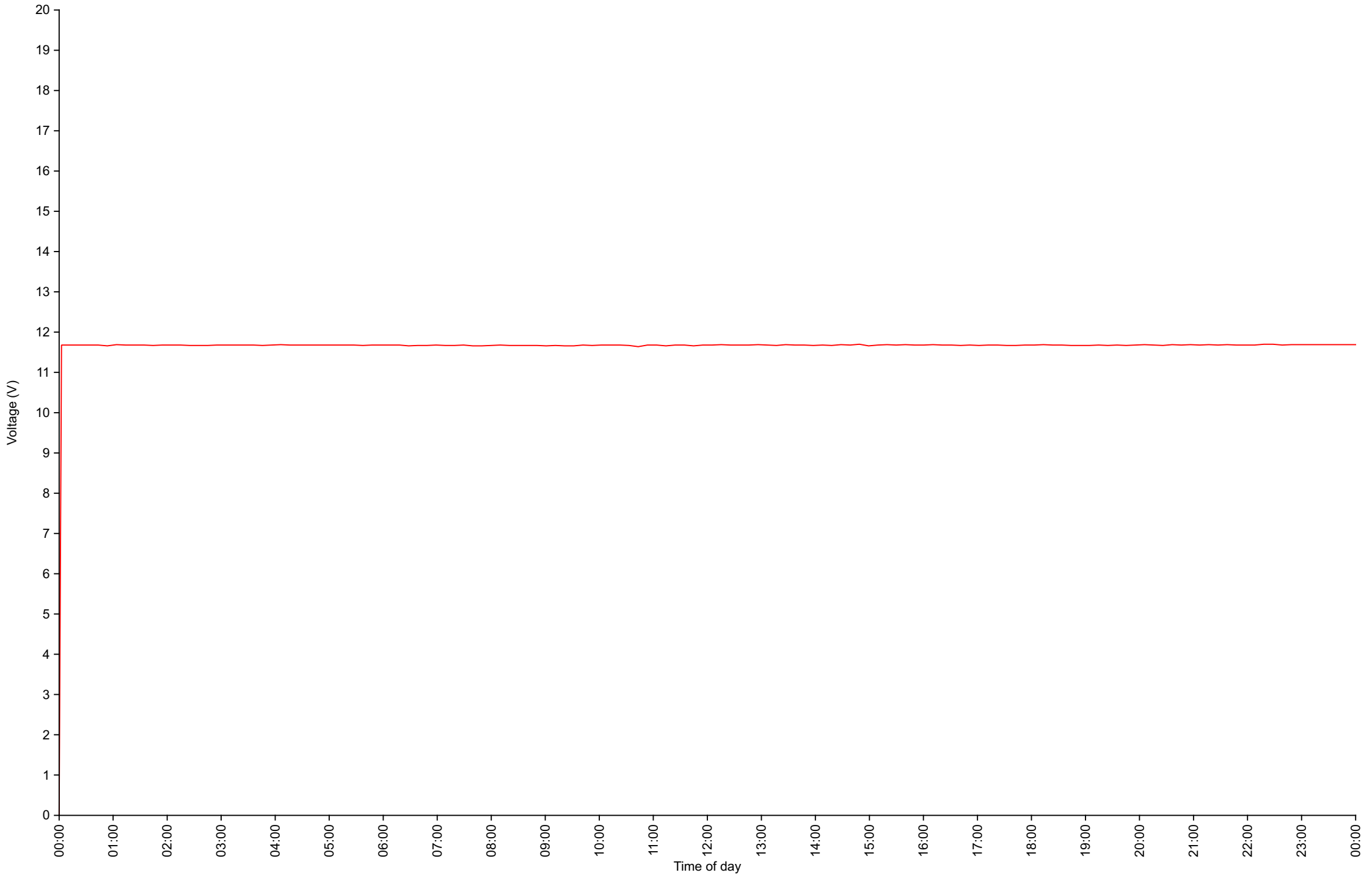
Cumulative Speed Distribution Curve

Daily Overview for Sat Dec 14 2024



Voltage

Daily Overview for Sat Dec 14 2024



Traffic Report - York Road

Daily Overview for Sun Dec 15 2024

Vehicle Speed Classes (Mph)

	<15	15 20	20 25	25 30	30 35	35 40	40 45	45 50	50 55	55 60	60 65	65 70	>70	Total	85th Percentile
00:00	0	0	0	6	10	8	1	0	0	0	0	0	0	25	37.1
01:00	0	0	0	1	14	4	2	1	0	0	0	0	0	22	37.4
02:00	0	0	0	2	4	2	0	1	1	0	0	0	0	10	41.5
03:00	0	0	0	0	2	5	1	1	0	0	0	0	0	9	40.3
04:00	0	0	0	1	4	2	1	1	0	0	0	0	0	9	41.2
05:00	0	0	0	4	1	2	1	0	0	0	0	0	0	8	35.8
06:00	0	0	0	7	6	1	0	0	0	0	0	0	0	14	31.9
07:00	0	0	1	9	24	9	1	1	0	0	0	0	0	45	35.1
08:00	0	0	2	18	17	4	0	0	0	0	0	0	0	41	33.3
09:00	0	0	3	29	33	9	2	1	0	0	0	0	0	77	34.1
10:00	0	0	4	52	55	7	4	0	0	0	0	0	0	122	32.5
11:00	0	0	3	49	56	13	4	1	0	0	0	0	0	126	33.8
12:00	0	0	3	55	63	23	7	0	0	0	0	0	0	151	34.8
13:00	0	0	3	63	61	21	6	0	0	0	0	0	0	154	34.8
14:00	1	0	1	62	66	20	0	0	0	0	0	0	0	150	33.7
15:00	0	0	1	46	74	13	6	1	0	0	0	0	0	141	33.9
16:00	0	0	6	62	60	12	1	0	0	0	0	0	0	141	33.2
17:00	0	1	0	48	75	22	3	0	0	0	0	0	0	149	34.4
18:00	0	0	0	33	44	16	4	0	0	0	0	0	0	97	35.8
19:00	0	0	0	26	34	15	0	0	0	0	0	0	0	75	34.5
20:00	0	0	4	28	25	9	2	0	0	0	0	0	0	68	34.2
21:00	0	0	0	15	17	5	2	0	0	0	0	0	0	39	34.4
22:00	0	0	0	10	13	6	0	0	1	0	0	0	0	30	35.5
23:00	0	0	0	3	9	5	2	2	0	0	0	0	0	21	41.5
AM Total	0	0	13	178	226	66	17	7	1	0	0	0	0		
PM Total	1	1	18	451	541	167	33	3	1	0	0	0	0		
Total	1	1	31	629	767	233	50	10	2	0	0	0	0		
Percent	0.06%	0.06%	1.80%	36.48%	44.49%	13.52%	2.90%	0.58%	0.12%	0.00%	0.00%	0.00%	0.00%		

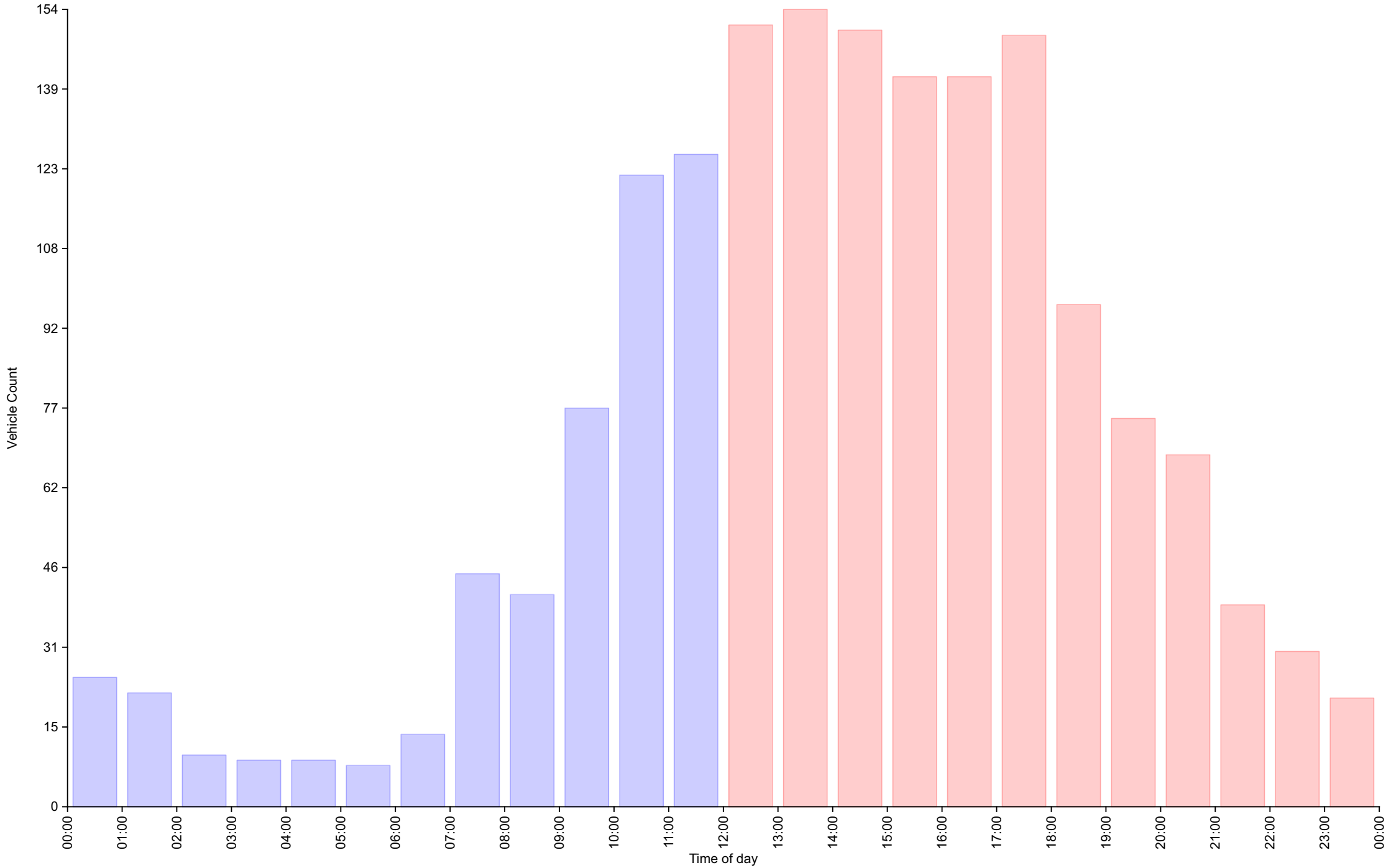
Time of day

Total Vehicles : 1724
 30th Percentile : 28.3 MPH
 50th Percentile : 30.0 MPH
 85th Percentile : 34.5 MPH
 95th Percentile : 37.9 MPH
 Average Speed : 31.1 MPH
 Highest Speed : 53.6 MPH
 Total Over Speed Limit : 61.6 % (1062 / 1724)

Vehicle Counts By Hour

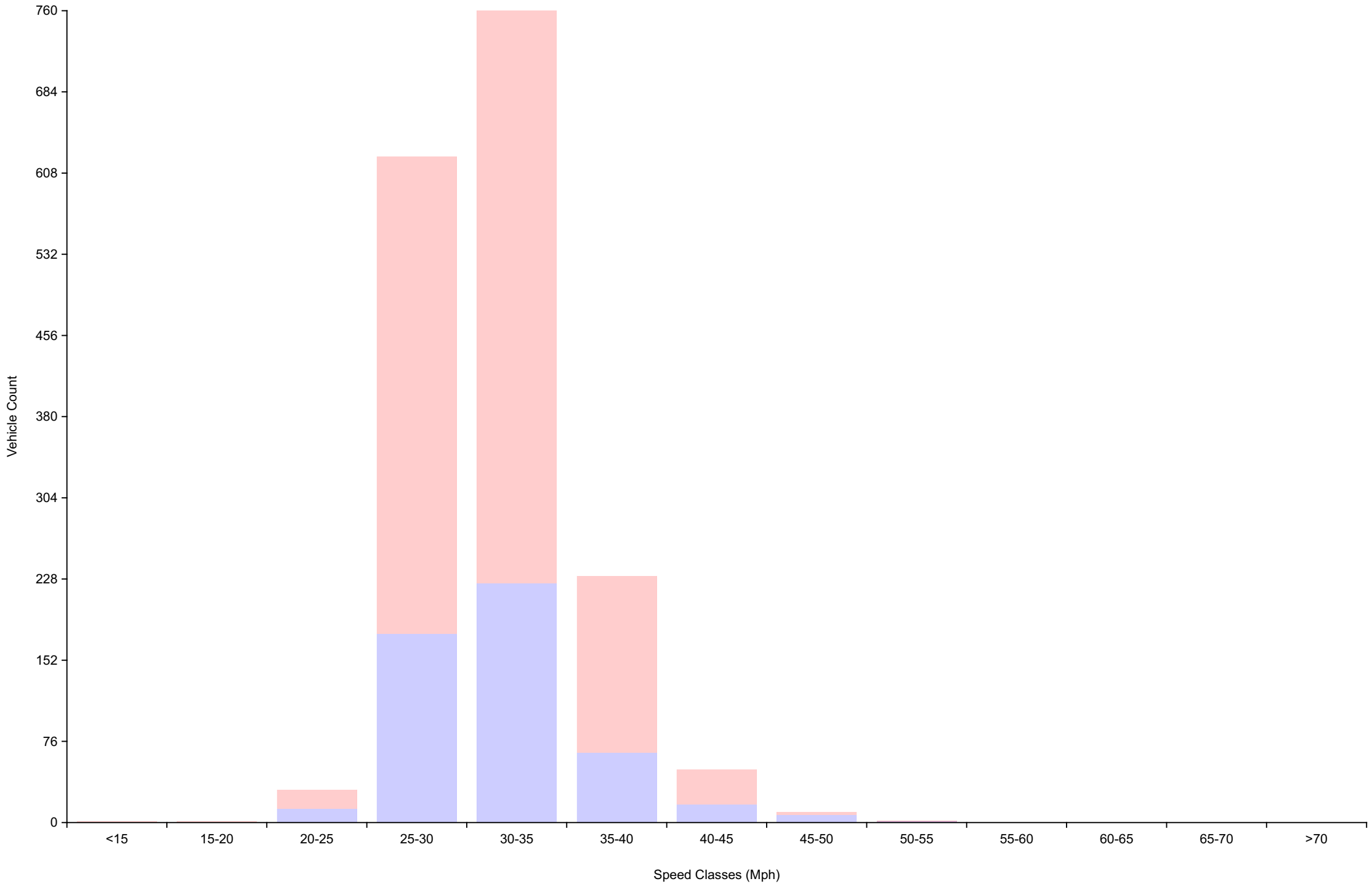
Daily Overview for Sun Dec 15 2024

(60 Minute Resolution)

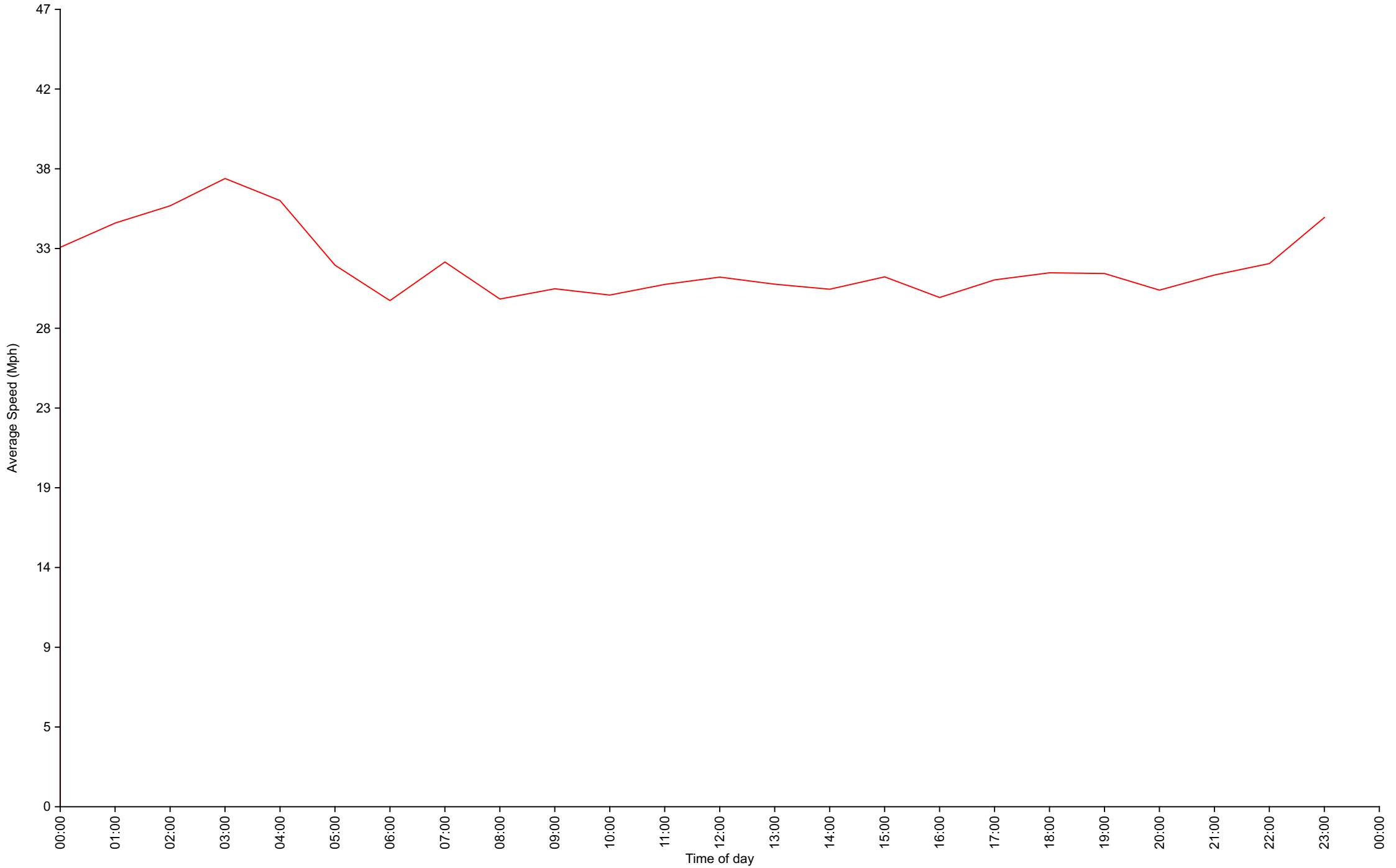


Vehicle Counts By Speed Class

Daily Overview for Sun Dec 15 2024

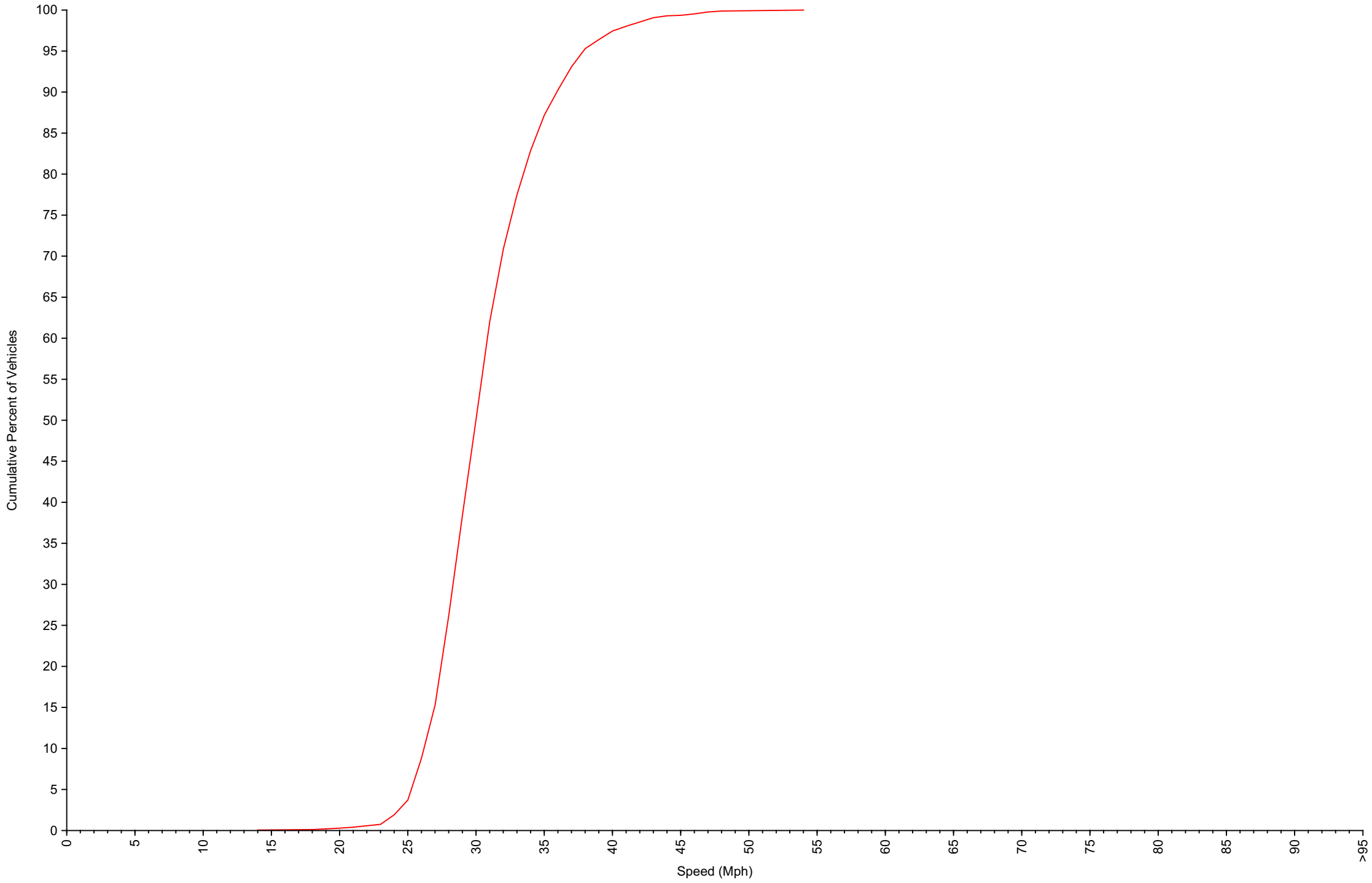


Average Speed By Hour
Daily Overview for Sun Dec 15 2024
(60 Minute Resolution)



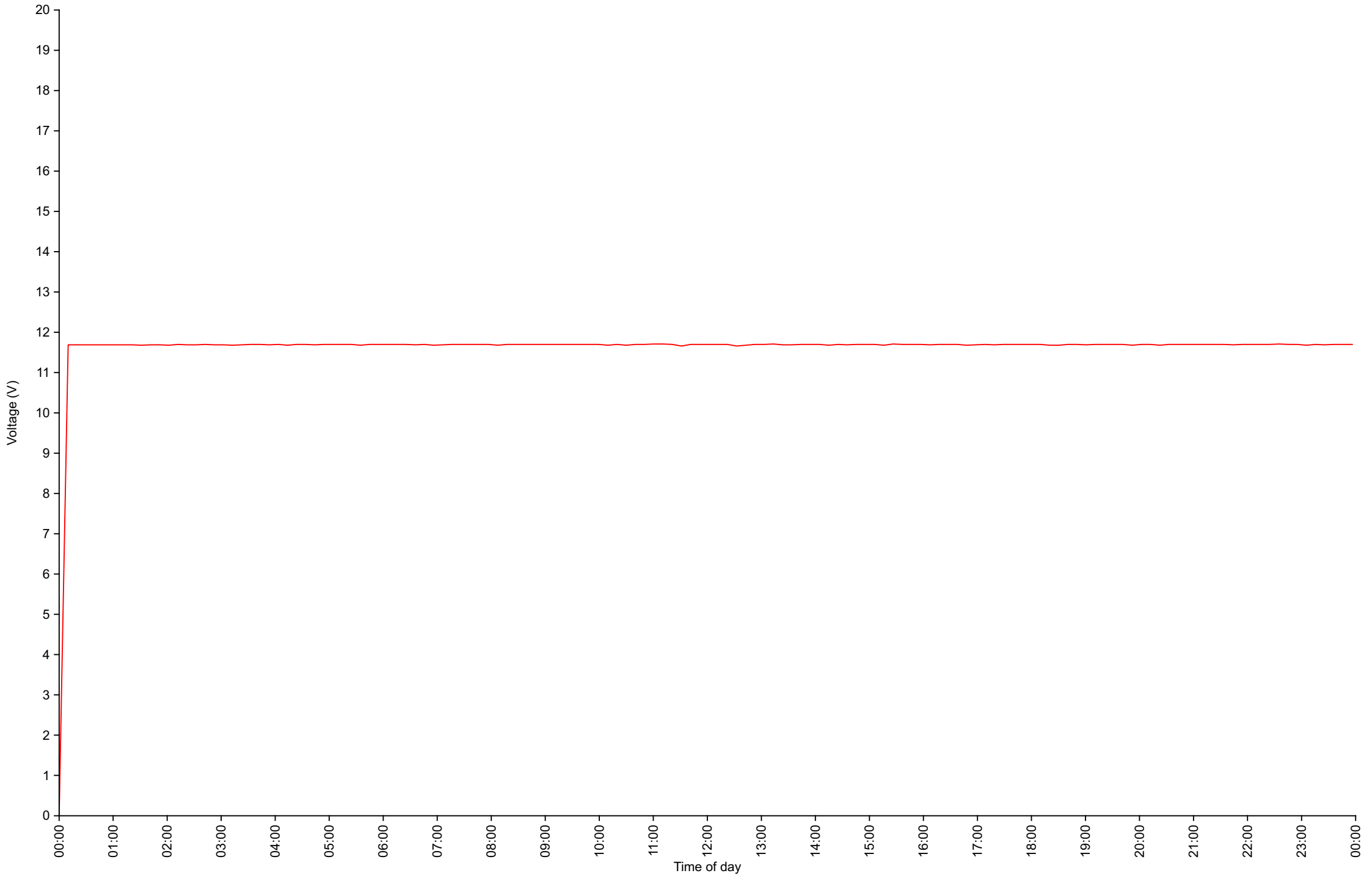
Cumulative Speed Distribution Curve

Daily Overview for Sun Dec 15 2024



Voltage

Daily Overview for Sun Dec 15 2024



Traffic Report - York Road

Daily Overview for Mon Dec 16 2024

Vehicle Speed Classes (Mph)

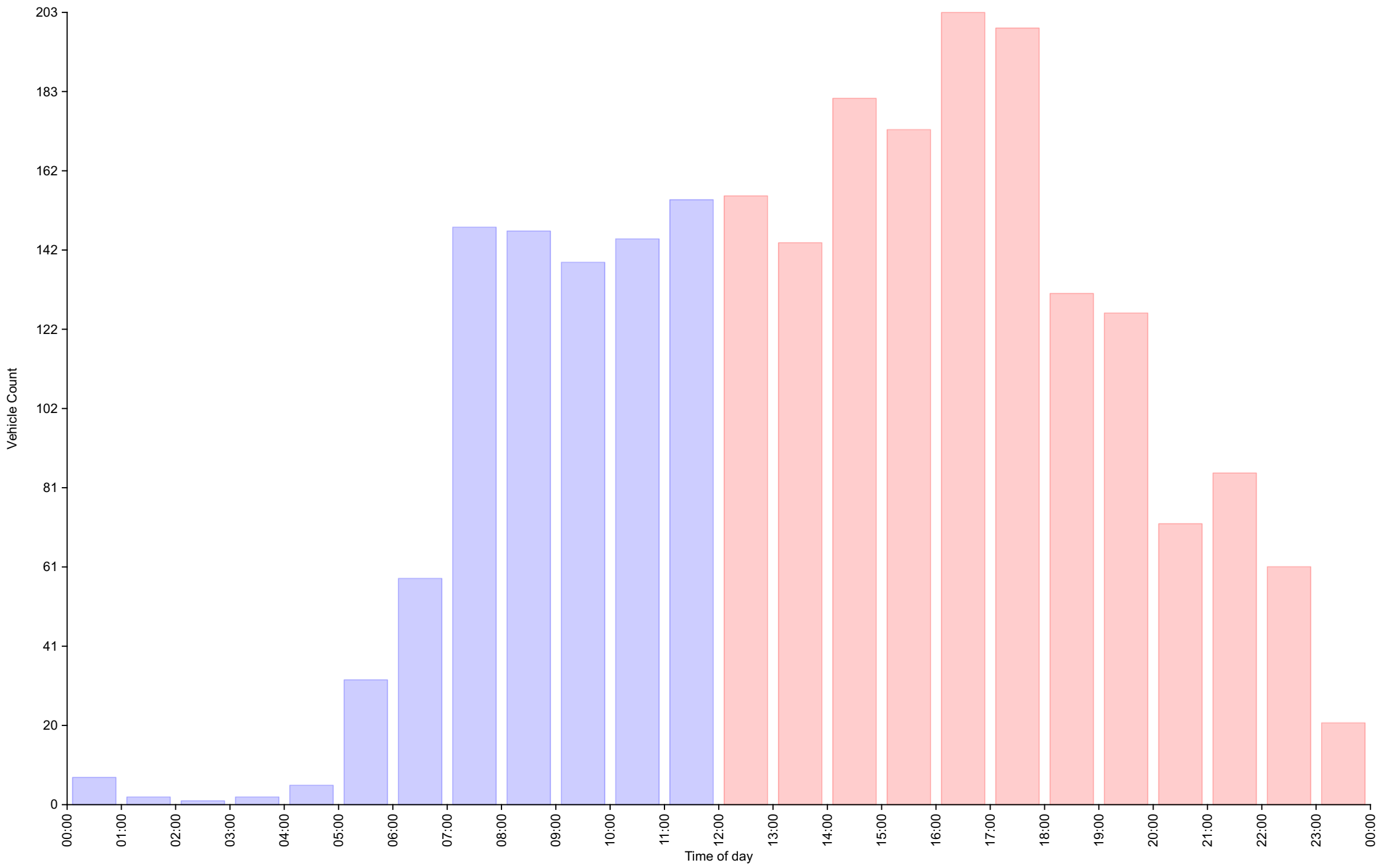
	<15	15 20	20 25	25 30	30 35	35 40	40 45	45 50	50 55	55 60	60 65	65 70	>70	Total	85th Percentile
00:00	0	0	0	1	4	2	0	0	0	0	0	0	0	7	37.7
01:00	0	0	0	1	1	0	0	0	0	0	0	0	0	2	29.4
02:00	0	0	0	0	0	1	0	0	0	0	0	0	0	1	34.7
03:00	0	0	0	1	0	1	0	0	0	0	0	0	0	2	33.6
04:00	0	0	0	1	2	1	1	0	0	0	0	0	0	5	37.8
05:00	0	0	2	9	9	7	5	0	0	0	0	0	0	32	39.2
06:00	0	0	1	24	26	5	0	2	0	0	0	0	0	58	33.8
07:00	0	0	6	64	58	16	4	0	0	0	0	0	0	148	33.0
08:00	1	0	8	66	67	4	1	0	0	0	0	0	0	147	31.9
09:00	0	0	2	62	56	18	1	0	0	0	0	0	0	139	33.6
10:00	0	0	0	63	66	15	1	0	0	0	0	0	0	145	33.4
11:00	0	1	2	67	68	17	0	0	0	0	0	0	0	155	33.2
12:00	0	0	0	64	72	15	5	0	0	0	0	0	0	156	33.5
13:00	0	0	5	63	67	8	1	0	0	0	0	0	0	144	32.0
14:00	0	1	6	74	85	12	3	0	0	0	0	0	0	181	32.7
15:00	0	0	7	59	97	7	3	0	0	0	0	0	0	173	32.6
16:00	1	0	4	92	94	10	2	0	0	0	0	0	0	203	32.0
17:00	0	0	3	95	83	12	5	1	0	0	0	0	0	199	32.9
18:00	0	1	4	56	56	12	1	1	0	0	0	0	0	131	32.6
19:00	0	1	2	41	61	18	2	1	0	0	0	0	0	126	34.7
20:00	0	0	2	20	36	12	2	0	0	0	0	0	0	72	34.8
21:00	0	0	1	34	35	13	1	1	0	0	0	0	0	85	35.1
22:00	0	0	0	11	30	15	5	0	0	0	0	0	0	61	37.4
23:00	0	0	0	5	10	5	1	0	0	0	0	0	0	21	36.4
AM Total	1	1	21	359	357	87	13	2	0	0	0	0	0		
PM Total	1	3	34	614	726	139	31	4	0	0	0	0	0		
Total	2	4	55	973	1083	226	44	6	0	0	0	0	0		
Percent	0.08%	0.17%	2.30%	40.66%	45.26%	9.44%	1.84%	0.25%	0.00%	0.00%	0.00%	0.00%	0.00%		

Time of day

Total Vehicles : 2393
 30th Percentile : 28.1 MPH
 50th Percentile : 29.5 MPH
 85th Percentile : 33.2 MPH
 95th Percentile : 36.8 MPH
 Average Speed : 30.4 MPH
 Highest Speed : 48.0 MPH
 Total Over Speed Limit : 56.8 % (1359 / 2393)

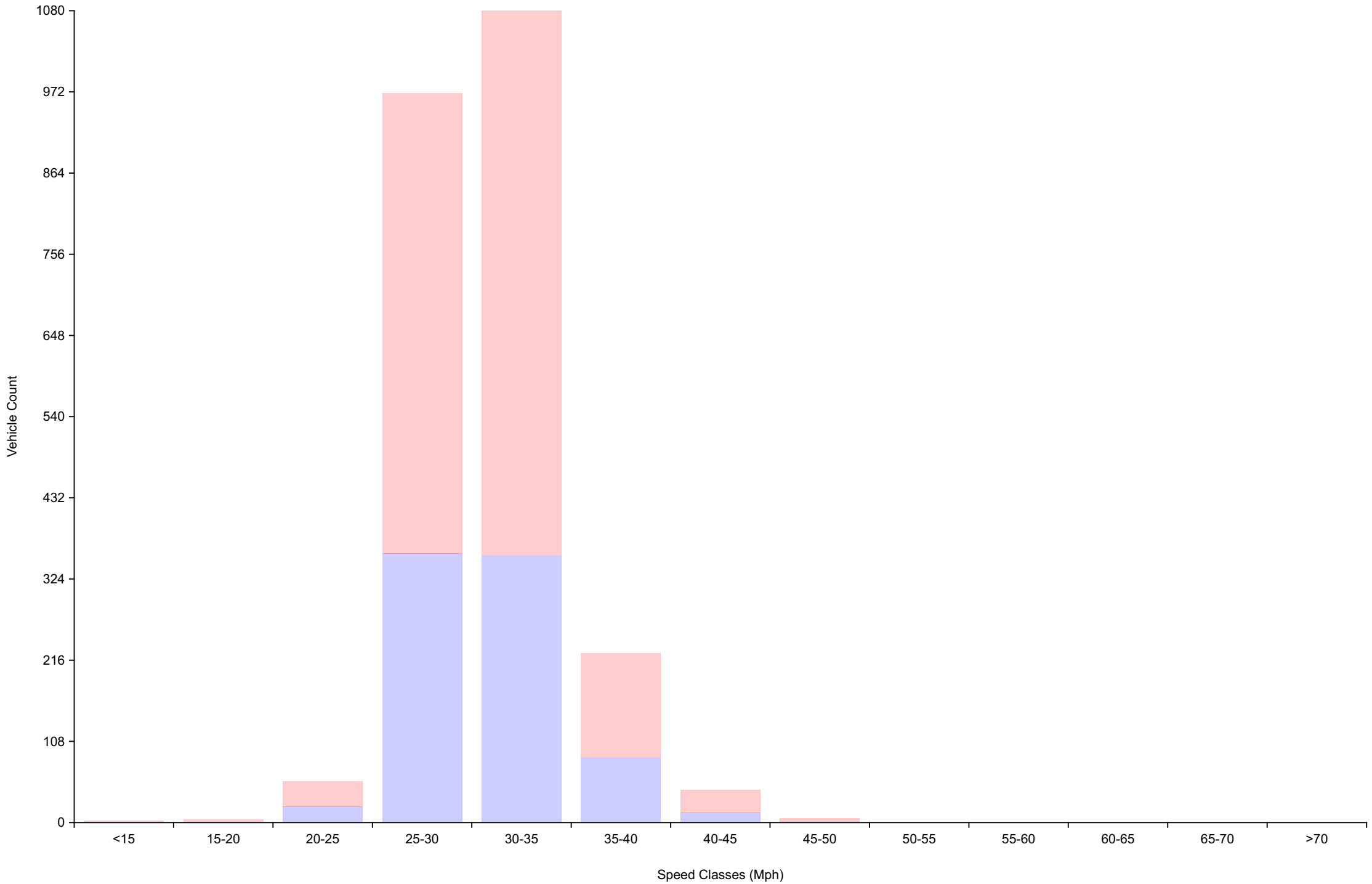
Vehicle Counts By Hour

Daily Overview for Mon Dec 16 2024
(60 Minute Resolution)

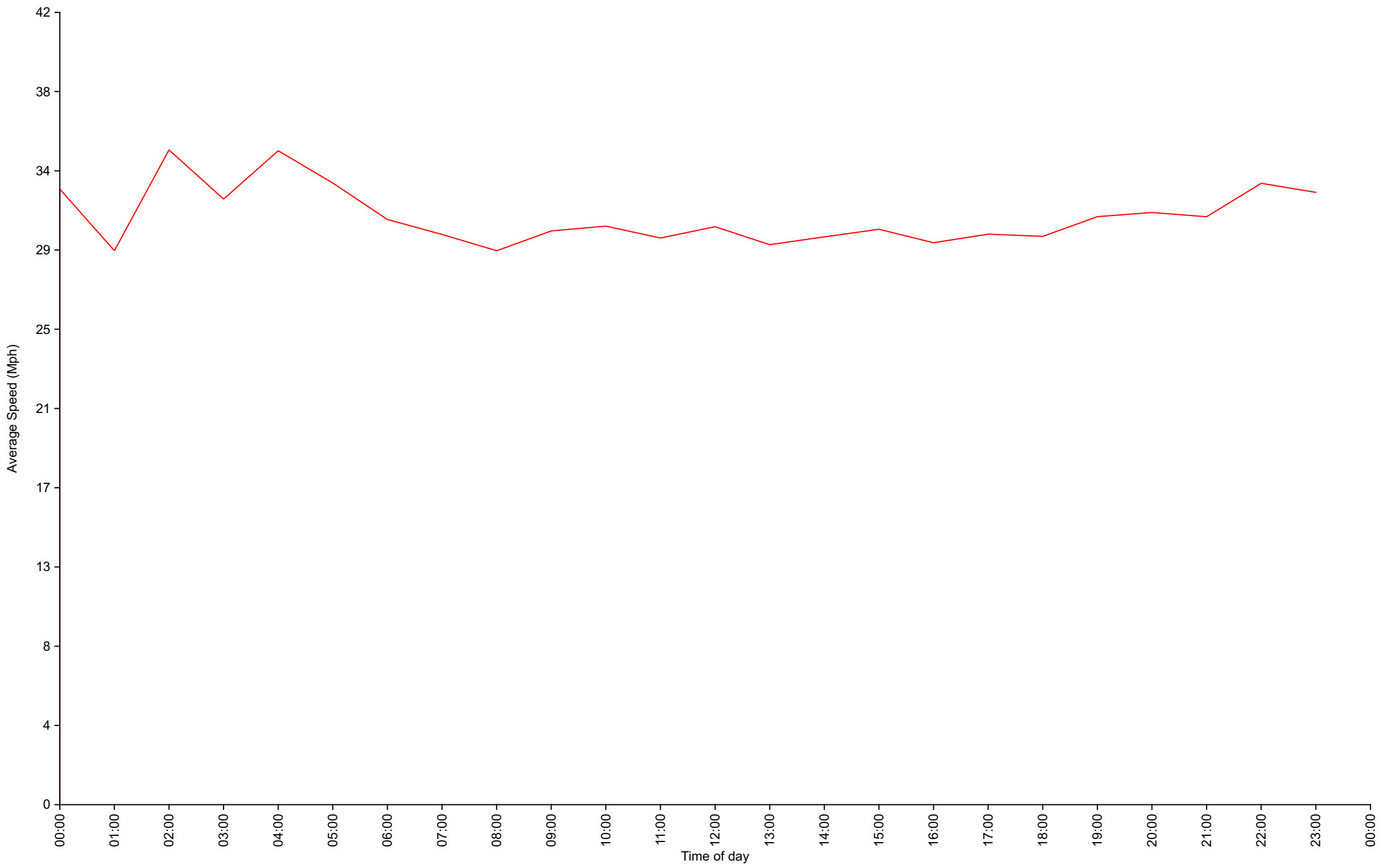


Vehicle Counts By Speed Class

Daily Overview for Mon Dec 16 2024

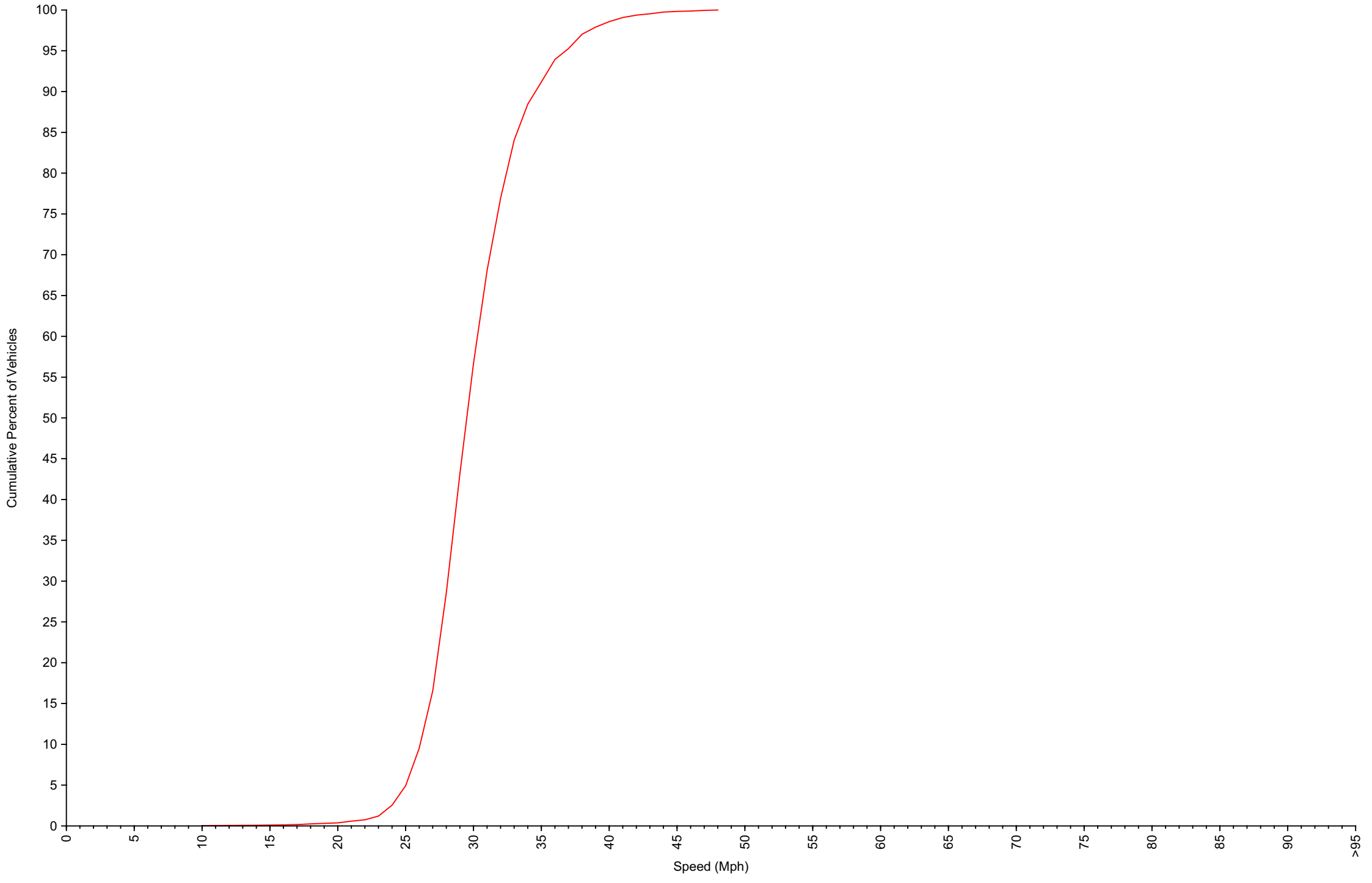


Average Speed By Hour
Daily Overview for Mon Dec 16 2024
(60 Minute Resolution)



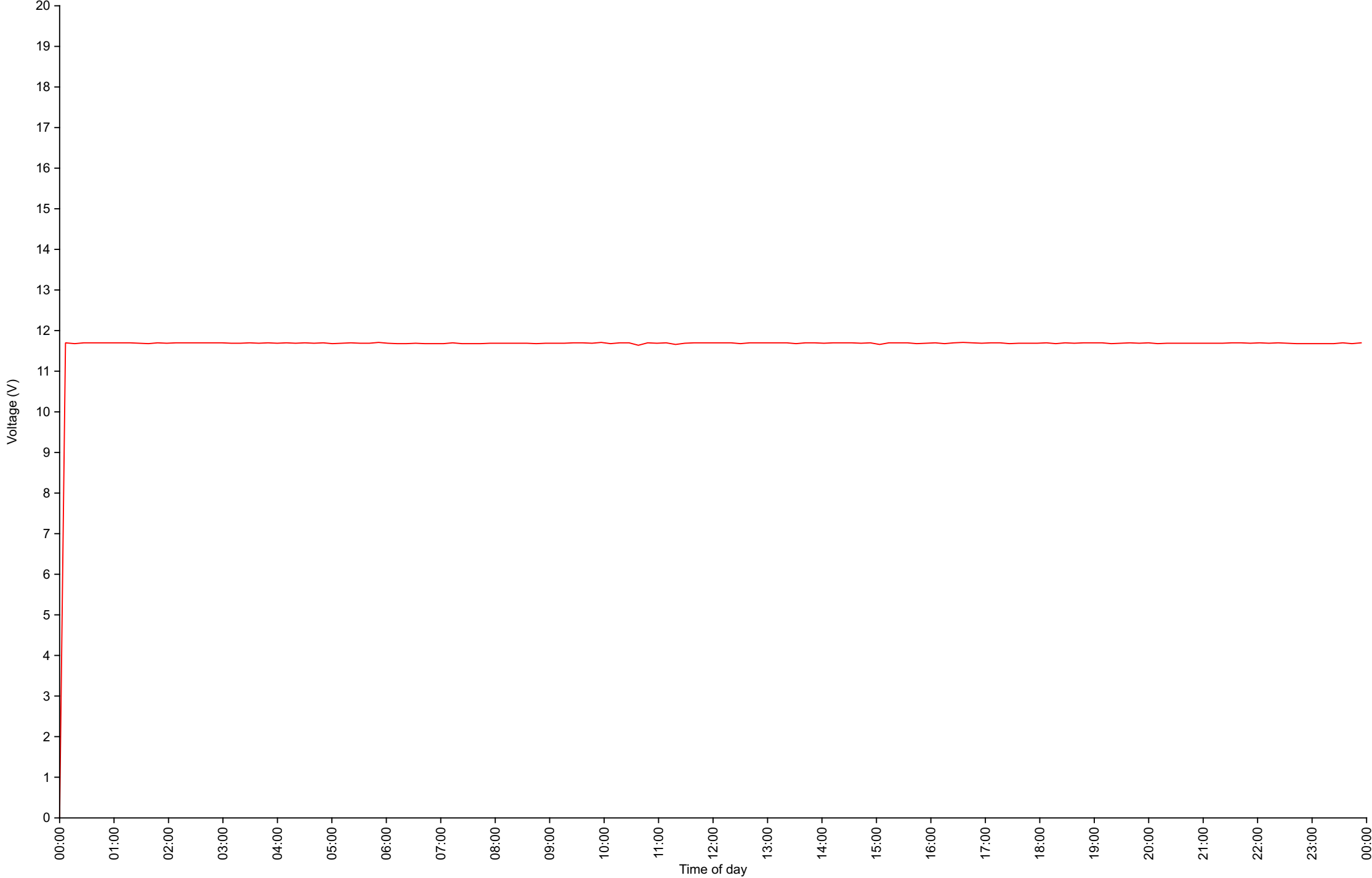
Cumulative Speed Distribution Curve

Daily Overview for Mon Dec 16 2024



Voltage

Daily Overview for Mon Dec 16 2024



Traffic Report - York Road

Daily Overview for Tue Dec 17 2024

Vehicle Speed Classes (Mph)

	<15	15 20	20 25	25 30	30 35	35 40	40 45	45 50	50 55	55 60	60 65	65 70	>70	Total	85th Percentile
00:00	0	0	0	3	5	1	2	1	1	0	0	0	0	13	41.3
01:00	0	0	1	1	1	2	0	0	0	0	0	0	0	5	34.3
02:00	0	0	0	1	3	2	0	0	0	0	0	0	0	6	36.2
03:00	0	0	0	1	1	0	0	0	0	0	0	0	0	2	31.5
04:00	0	0	0	1	3	2	0	0	0	0	0	0	0	6	35.4
05:00	0	0	1	5	13	9	9	1	0	0	0	0	0	38	40.3
06:00	0	0	1	11	34	5	3	1	1	0	0	0	0	56	34.8
07:00	0	0	1	59	66	12	5	0	1	0	0	0	0	144	33.4
08:00	1	0	2	59	66	11	2	1	0	0	0	0	0	142	32.5
09:00	0	0	3	57	58	10	1	0	0	0	0	0	0	129	32.3
10:00	1	0	7	47	66	10	2	0	0	0	0	0	0	133	32.9
11:00	0	0	3	58	60	9	1	0	0	0	0	0	0	131	33.1
12:00	0	0	2	73	71	10	4	0	0	0	0	0	0	160	32.5
13:00	0	0	3	66	78	13	1	0	0	0	0	0	0	161	32.9
14:00	1	0	4	70	78	15	2	0	0	0	0	0	0	170	32.7
15:00	0	0	3	62	90	17	5	0	0	0	0	0	0	177	33.6
16:00	0	0	3	74	85	15	0	0	0	0	0	0	0	177	32.9
17:00	0	2	9	76	102	14	4	1	0	0	0	0	0	208	32.8
18:00	0	0	5	54	55	16	1	0	0	0	0	0	0	131	33.7
19:00	0	0	3	43	53	18	1	0	0	0	0	0	0	118	34.3
20:00	0	0	0	35	34	17	6	1	0	0	0	0	0	93	36.0
21:00	0	0	2	18	37	17	1	0	0	0	0	0	0	75	36.0
22:00	0	0	1	25	19	9	3	1	0	0	0	0	0	58	36.6
23:00	0	0	0	7	11	6	2	0	1	0	0	0	0	27	36.0
AM Total	2	0	19	303	376	73	25	4	3	0	0	0	0		
PM Total	1	2	35	603	713	167	30	3	1	0	0	0	0		
Total	3	2	54	906	1089	240	55	7	4	0	0	0	0		
Percent	0.13%	0.08%	2.29%	38.39%	46.14%	10.17%	2.33%	0.30%	0.17%	0.00%	0.00%	0.00%	0.00%		

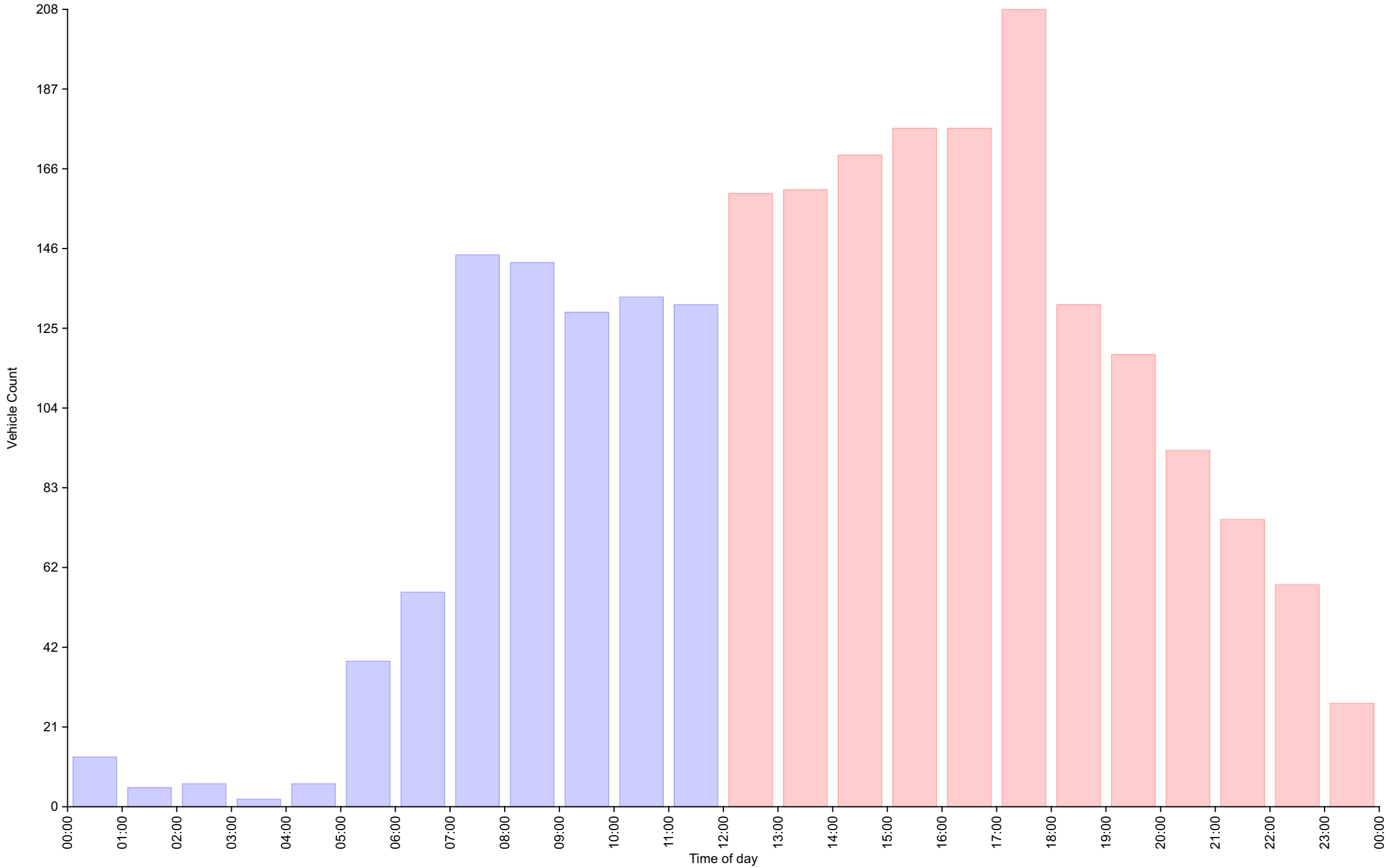
Time of day

Total Vehicles : 2360
 30th Percentile : 28.2 MPH
 50th Percentile : 29.7 MPH
 85th Percentile : 33.6 MPH
 95th Percentile : 37.4 MPH
 Average Speed : 30.7 MPH
 Highest Speed : 52.0 MPH
 Total Over Speed Limit : 59.1 % (1395 / 2360)

Vehicle Counts By Hour

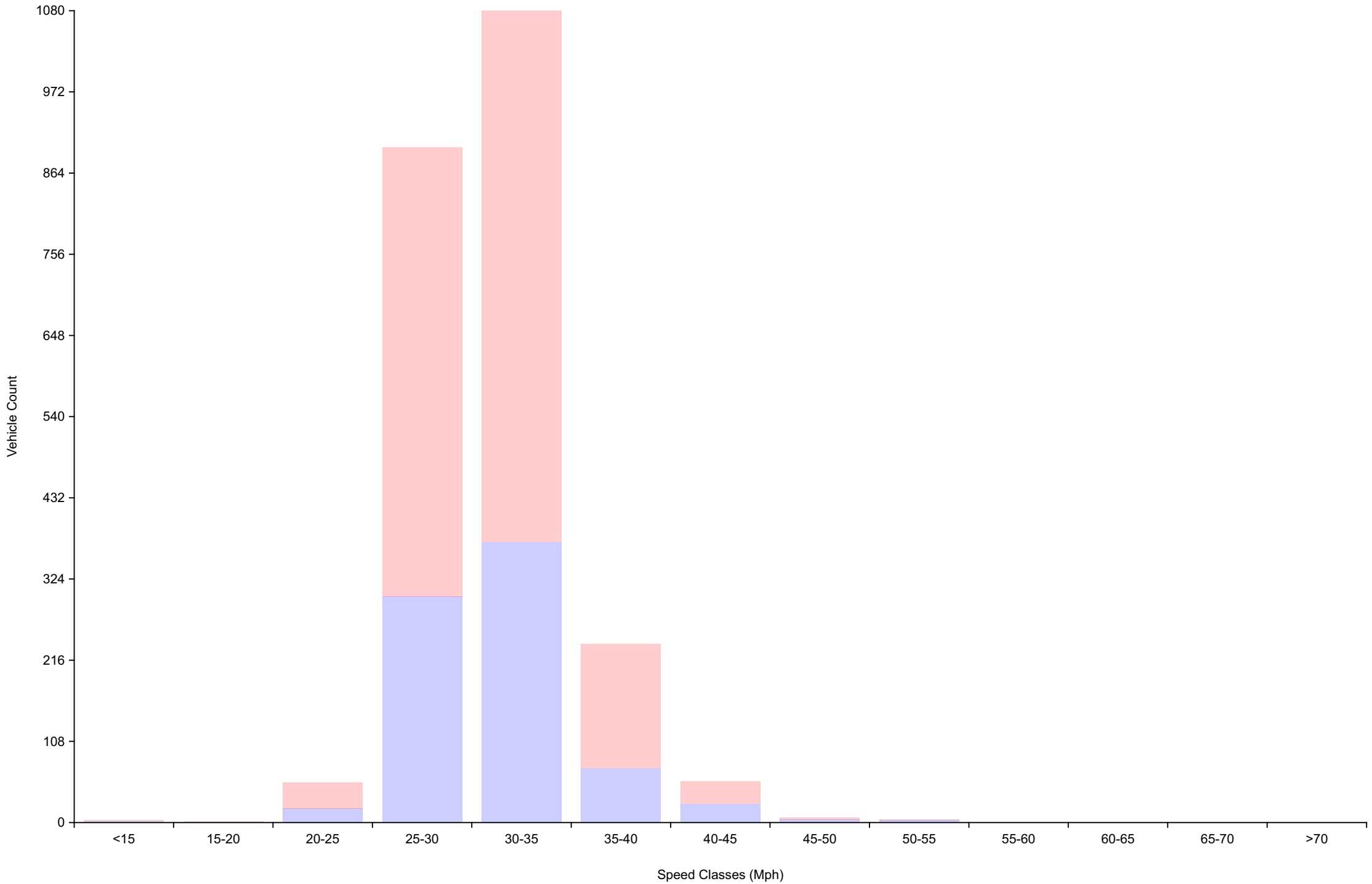
Daily Overview for Tue Dec 17 2024

(60 Minute Resolution)



Vehicle Counts By Speed Class

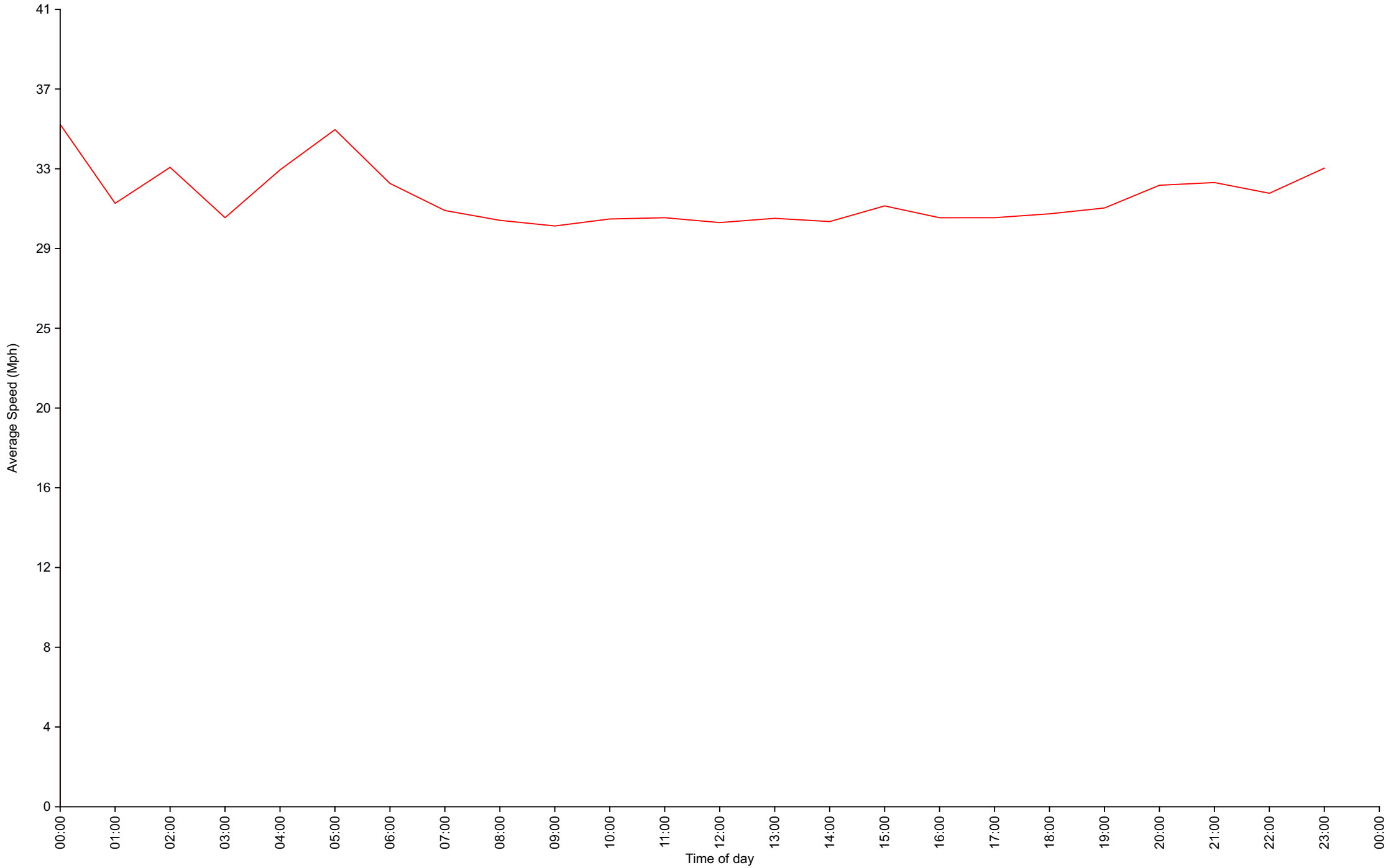
Daily Overview for Tue Dec 17 2024



Average Speed By Hour

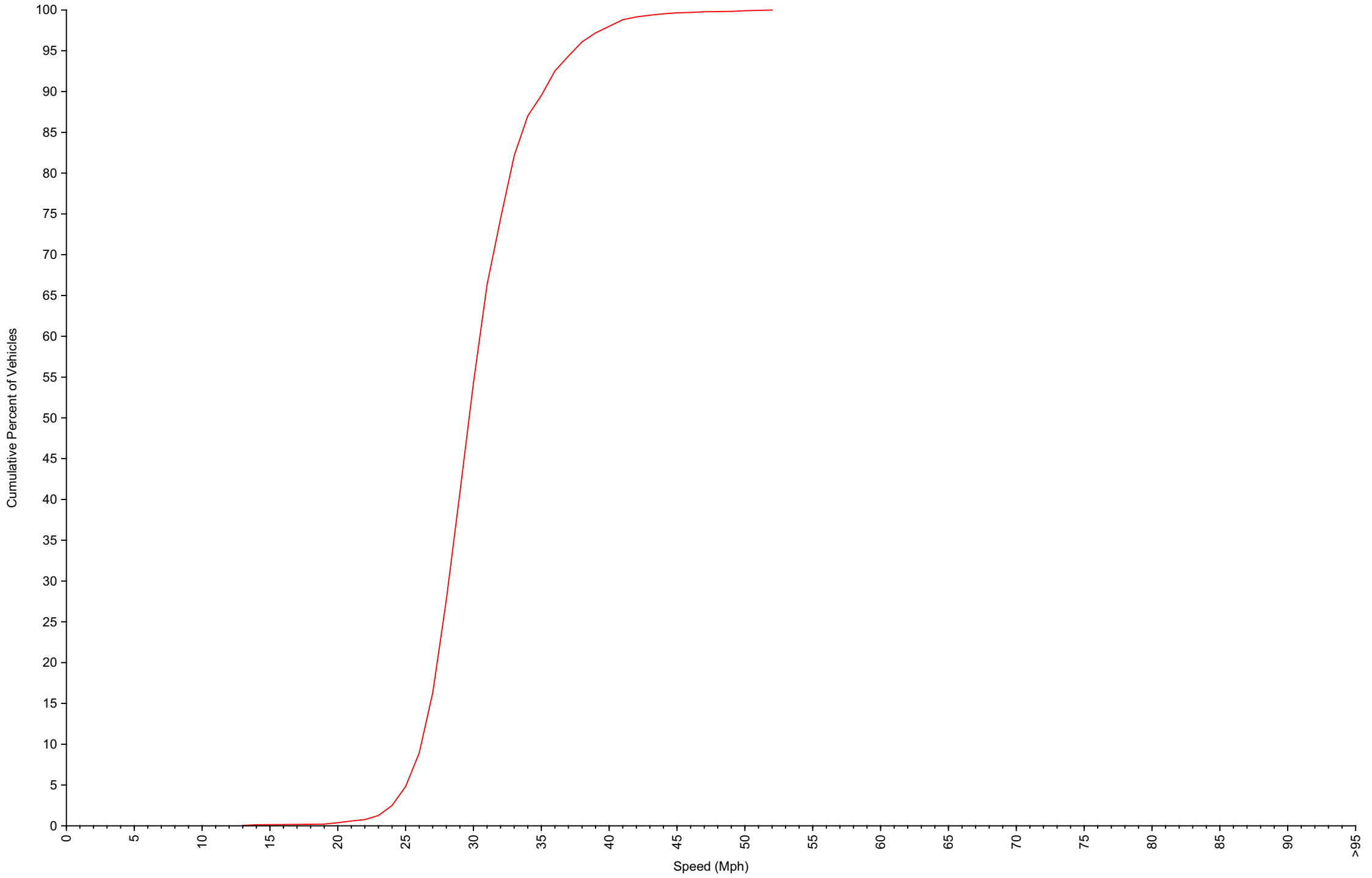
Daily Overview for Tue Dec 17 2024

(60 Minute Resolution)



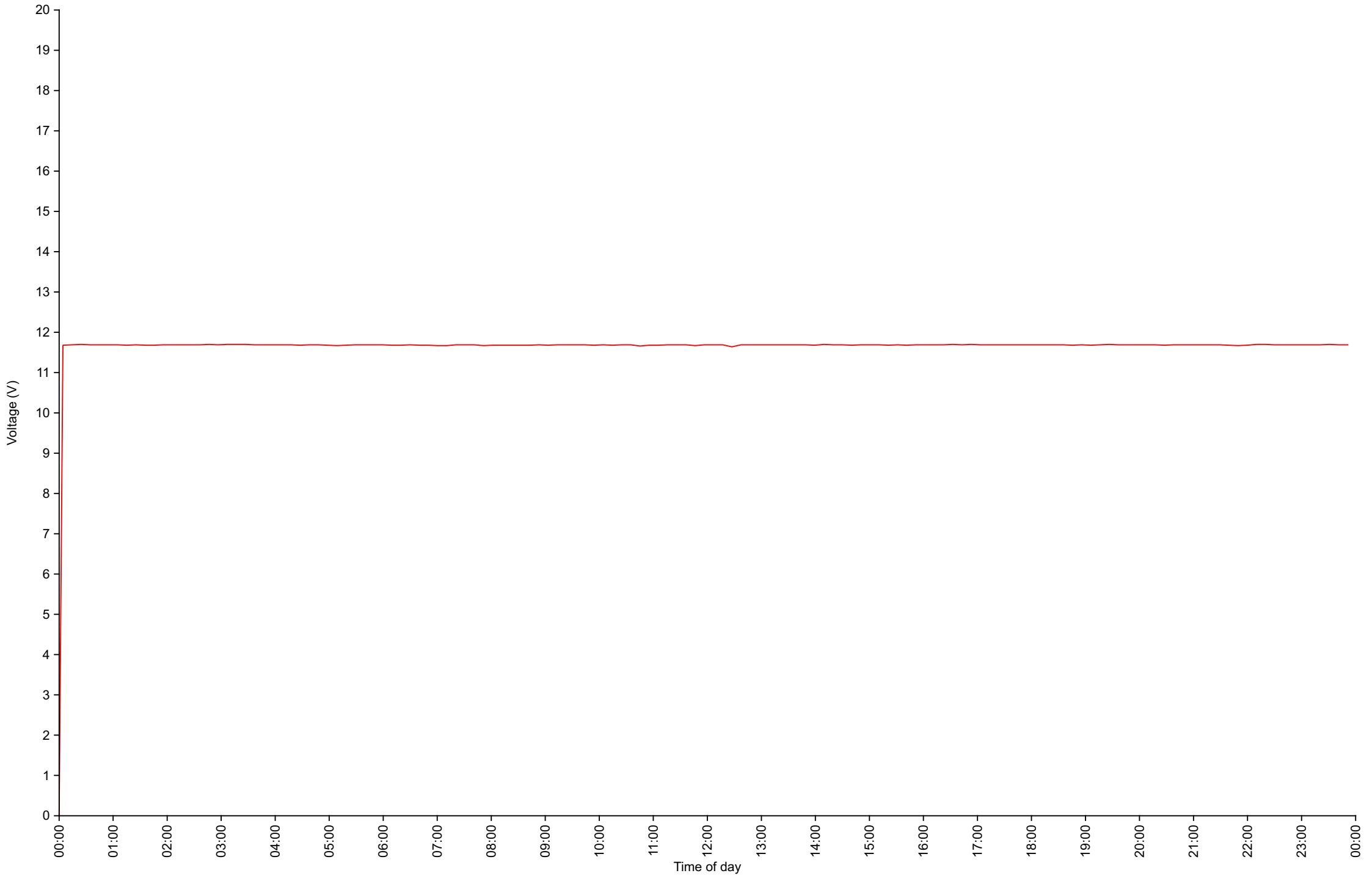
Cumulative Speed Distribution Curve

Daily Overview for Tue Dec 17 2024



Voltage

Daily Overview for Tue Dec 17 2024



Traffic Report - York Road

Daily Overview for Wed Dec 18 2024

Vehicle Speed Classes (Mph)

	<15	15 20	20 25	25 30	30 35	35 40	40 45	45 50	50 55	55 60	60 65	65 70	>70	Total	85th Percentile
00:00	0	0	1	2	4	3	2	0	1	0	0	0	0	13	41.1
01:00	0	0	0	0	4	2	0	1	0	0	0	0	0	7	37.0
02:00	0	0	0	0	1	2	0	0	0	0	1	0	0	4	46.4
03:00	0	0	0	0	0	1	0	0	0	0	0	0	0	1	38.6
04:00	0	0	0	1	0	2	1	0	0	0	0	0	0	4	39.4
05:00	0	1	0	6	10	7	5	2	0	0	0	0	0	31	39.6
06:00	0	0	0	22	31	10	4	0	0	0	0	0	0	67	35.2
07:00	0	0	4	66	71	17	5	0	1	0	0	0	0	164	33.6
08:00	1	0	5	75	76	8	1	0	0	0	0	0	0	166	32.1
09:00	0	1	1	56	61	6	2	0	0	0	0	0	0	127	32.4
10:00	0	1	2	50	54	16	1	0	0	0	0	0	0	124	33.7
11:00	0	0	0	55	65	20	1	0	0	0	0	0	0	141	34.0
12:00	0	0	3	59	70	15	3	0	0	0	0	0	0	150	33.5
13:00	0	0	2	61	76	18	4	0	0	0	0	0	0	161	33.7
14:00	1	0	3	71	70	8	7	1	0	0	0	0	0	161	32.7
15:00	0	0	1	82	71	20	2	0	0	0	0	0	0	176	33.0
16:00	0	0	8	96	90	14	2	0	0	0	0	0	0	210	32.1
17:00	0	1	7	83	83	10	6	0	0	0	0	0	0	190	32.6
18:00	0	0	2	48	50	20	4	0	0	0	0	0	0	124	34.7
19:00	0	0	0	34	54	11	4	1	0	0	0	0	0	104	34.1
20:00	0	0	5	44	50	9	3	0	0	0	0	0	0	111	33.5
21:00	0	0	3	39	38	3	3	1	0	0	0	0	0	87	33.0
22:00	0	0	0	21	30	11	2	0	0	0	0	0	0	64	35.7
23:00	0	0	0	9	11	6	1	0	0	0	0	0	0	27	36.0
AM Total	1	3	13	333	377	94	22	3	2	0	1	0	0		
PM Total	1	1	34	647	693	145	41	3	0	0	0	0	0		
Total	2	4	47	980	1070	239	63	6	2	0	1	0	0		
Percent	0.08%	0.17%	1.95%	40.60%	44.32%	9.90%	2.61%	0.25%	0.08%	0.00%	0.04%	0.00%	0.00%		

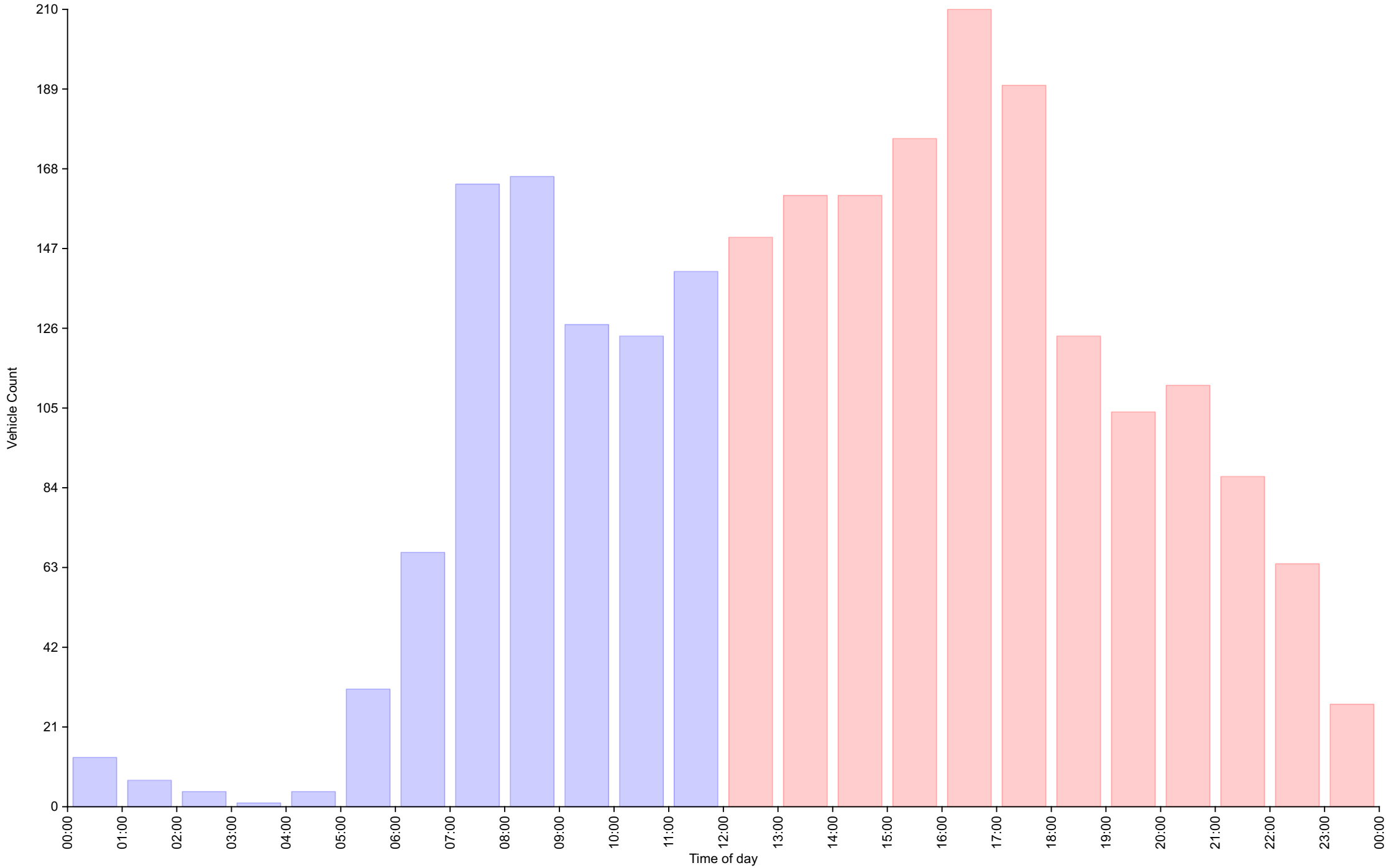
Time of day

Total Vehicles : 2414
 30th Percentile : 28.2 MPH
 50th Percentile : 29.5 MPH
 85th Percentile : 33.6 MPH
 95th Percentile : 37.4 MPH
 Average Speed : 30.6 MPH
 Highest Speed : 61.6 MPH
 Total Over Speed Limit : 57.2 % (1381 / 2414)

Vehicle Counts By Hour

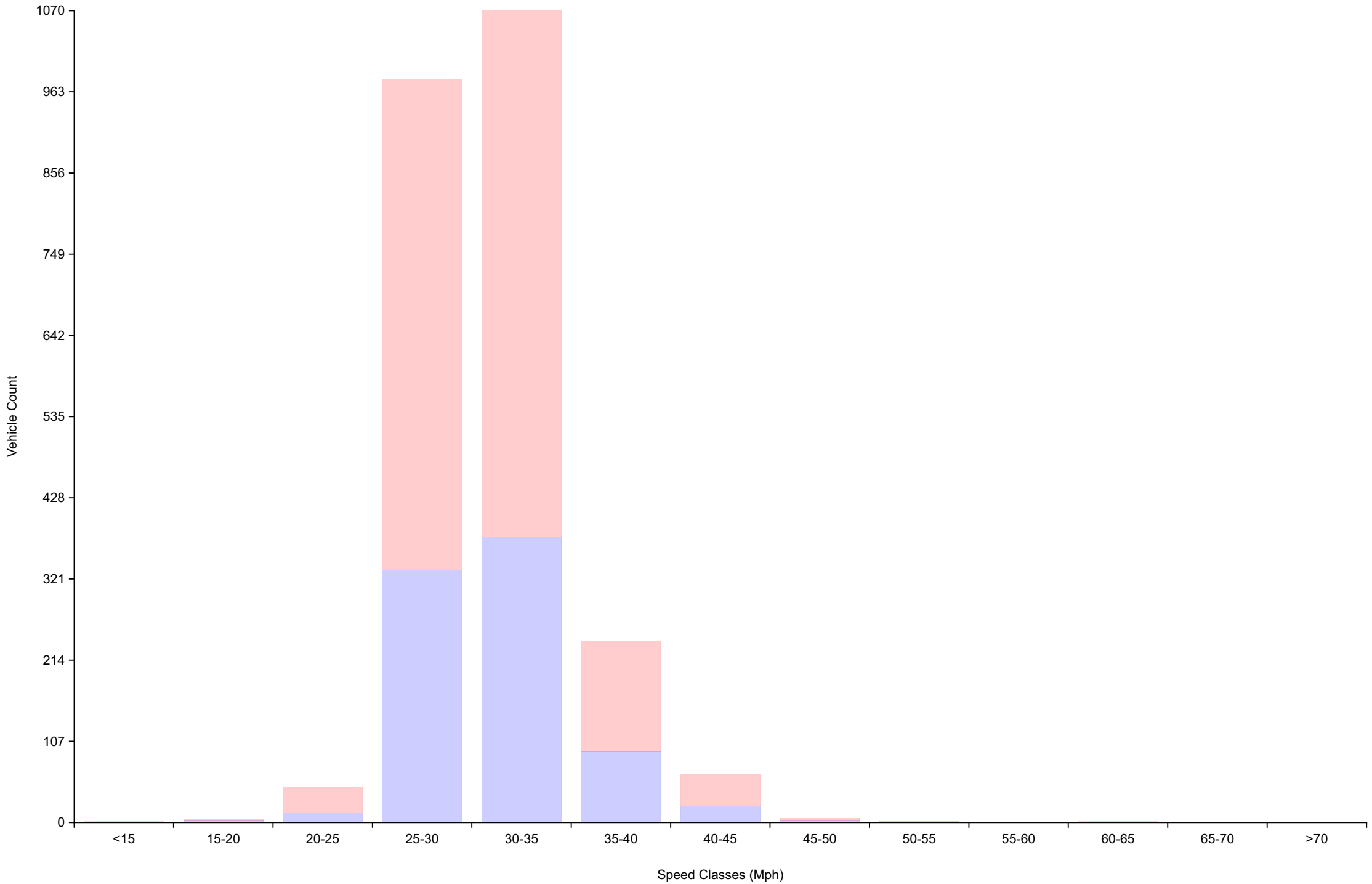
Daily Overview for Wed Dec 18 2024

(60 Minute Resolution)



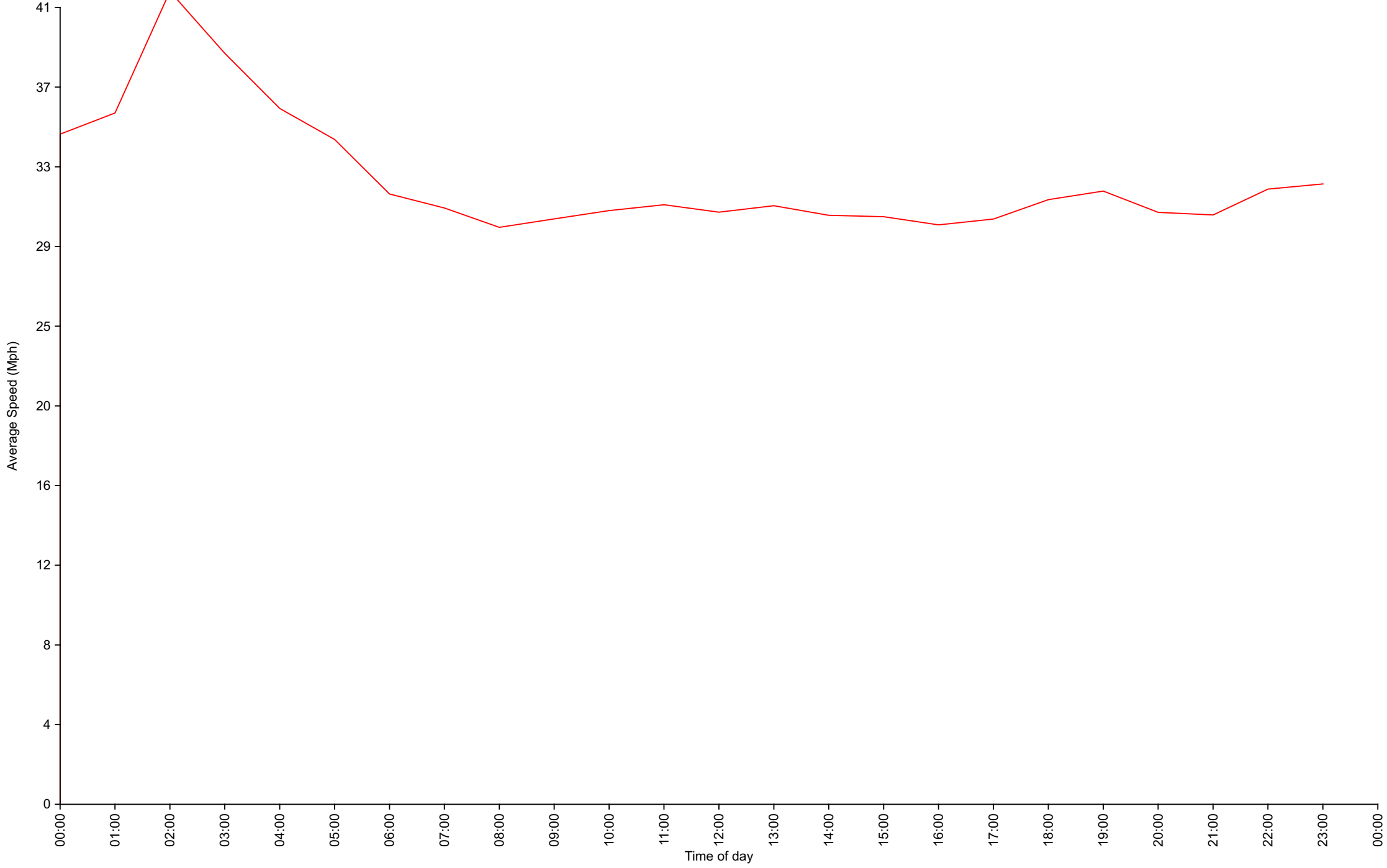
Vehicle Counts By Speed Class

Daily Overview for Wed Dec 18 2024



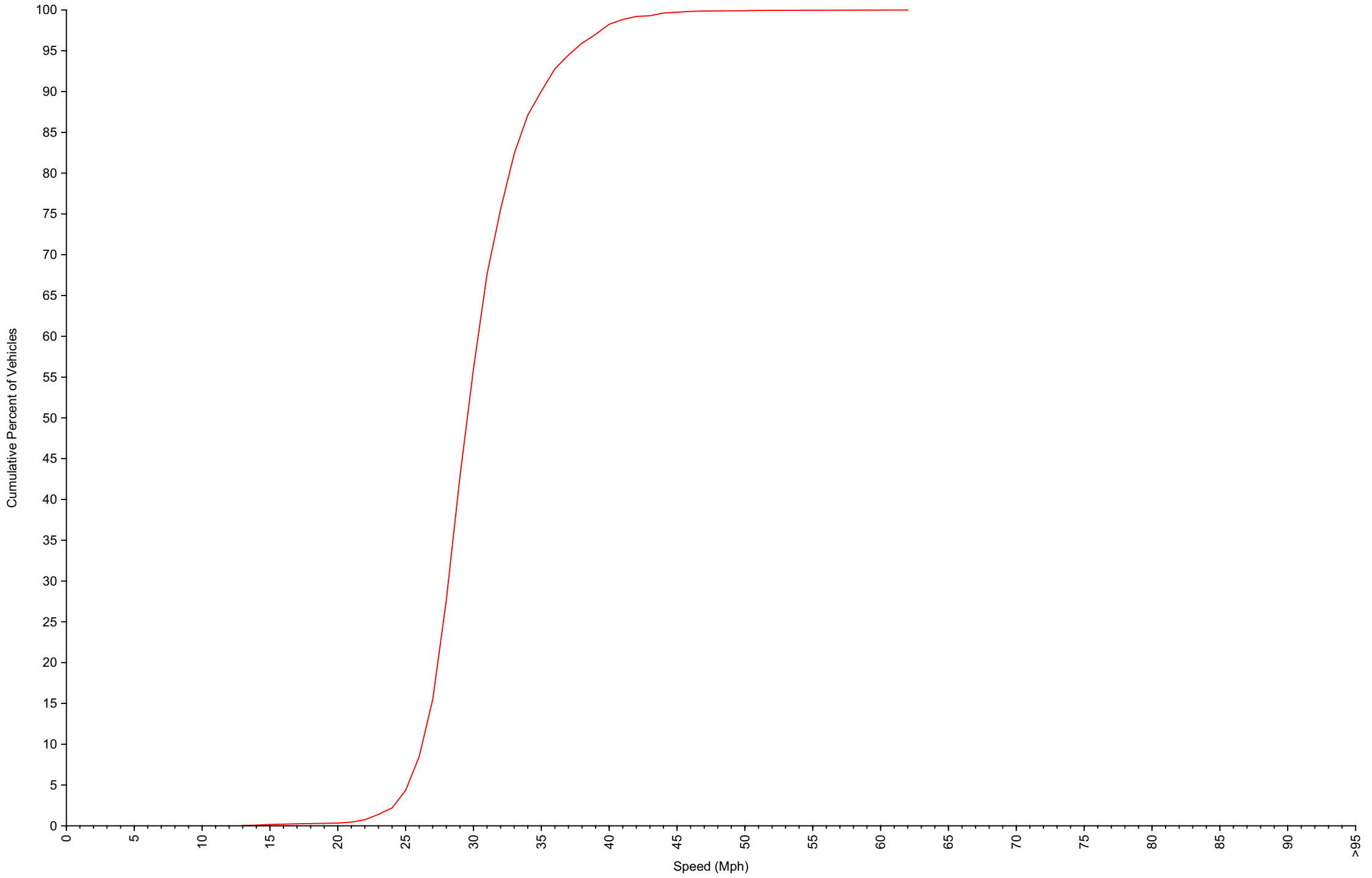
Average Speed By Hour

Daily Overview for Wed Dec 18 2024
(60 Minute Resolution)



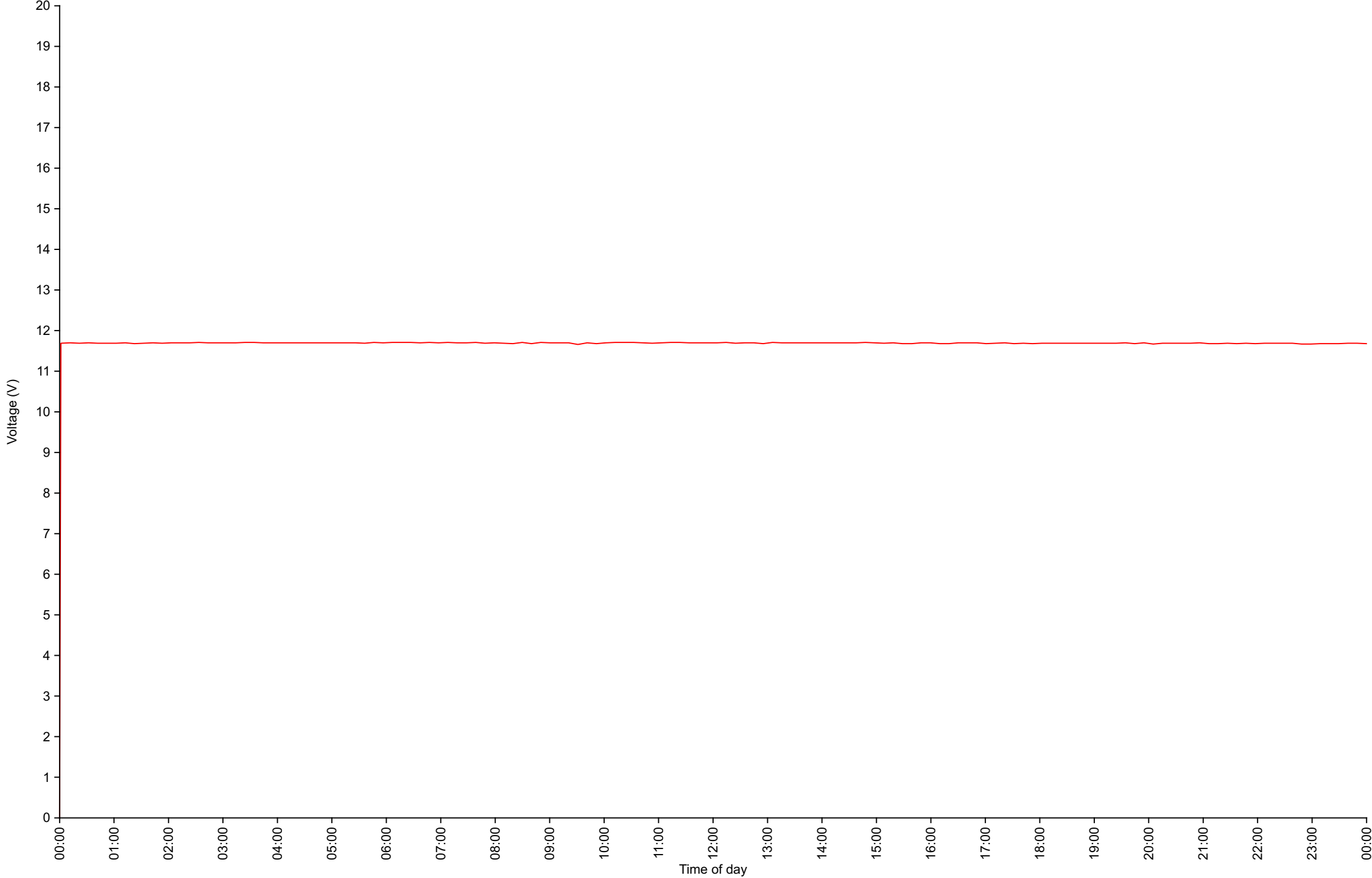
Cumulative Speed Distribution Curve

Daily Overview for Wed Dec 18 2024



Voltage

Daily Overview for Wed Dec 18 2024



Traffic Report - York Road

Daily Overview for Thu Dec 19 2024

Vehicle Speed Classes (Mph)

	<15	15 20	20 25	25 30	30 35	35 40	40 45	45 50	50 55	55 60	60 65	65 70	>70	Total	85th Percentile
00:00	0	0	0	2	2	4	1	0	0	0	0	0	0	9	38.0
01:00	0	0	0	1	6	3	1	0	1	0	0	0	0	12	38.8
02:00	0	0	0	1	2	1	1	0	0	0	0	0	0	5	40.3
03:00	0	0	2	1	2	5	1	0	0	0	0	0	0	11	37.4
04:00	0	0	0	1	1	3	1	0	0	0	0	0	0	6	39.1
05:00	0	0	0	6	10	6	5	0	0	0	0	0	0	27	38.4
06:00	0	0	1	16	34	5	3	1	0	0	0	0	0	60	34.0
07:00	0	0	3	63	62	20	3	0	0	0	0	0	0	151	34.0
08:00	0	0	4	70	74	13	0	0	0	0	0	0	0	161	32.4
09:00	0	1	1	44	51	11	3	0	0	0	0	0	0	111	33.3
10:00	0	0	7	38	78	9	1	0	0	0	0	0	0	133	32.7
11:00	0	0	3	51	79	11	2	0	0	0	0	0	0	146	32.9
12:00	0	0	3	78	74	12	5	0	0	0	0	0	0	172	32.8
13:00	0	0	5	33	80	20	4	0	0	0	0	0	0	142	34.5
14:00	1	0	5	59	76	21	3	0	0	0	0	0	0	165	33.9
15:00	0	0	3	71	75	10	2	0	0	0	0	0	0	161	32.7
16:00	0	0	1	72	85	21	3	0	0	0	0	0	0	182	33.6
17:00	0	0	0	68	88	18	4	0	0	0	0	0	0	178	33.5
18:00	0	0	6	56	67	15	3	2	0	0	0	0	0	149	33.5
19:00	0	0	1	35	50	17	4	1	0	0	0	0	0	108	35.2
20:00	0	0	0	31	40	11	5	1	0	0	0	0	0	88	35.7
21:00	0	0	1	29	41	16	4	0	0	0	0	0	0	91	35.9
22:00	0	0	0	15	28	8	3	0	0	0	0	0	0	54	35.9
23:00	0	0	1	10	19	8	4	0	1	0	0	0	0	43	37.6
AM Total	0	1	21	294	401	91	22	1	1	0	0	0	0		
PM Total	1	0	26	557	723	177	44	4	1	0	0	0	0		
Total	1	1	47	851	1124	268	66	5	2	0	0	0	0		
Percent	0.04%	0.04%	1.99%	35.98%	47.53%	11.33%	2.79%	0.21%	0.08%	0.00%	0.00%	0.00%	0.00%		

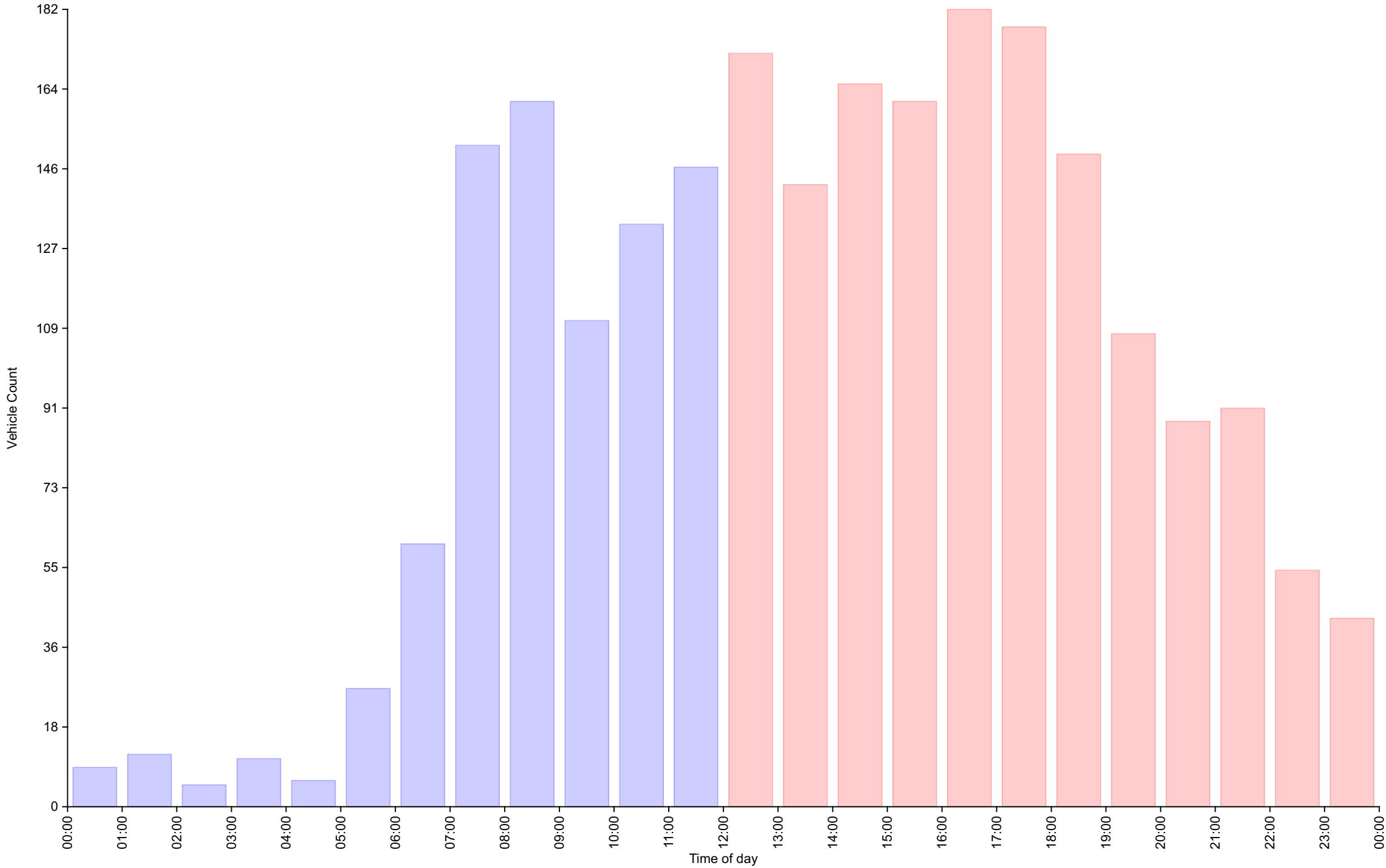
Time of day

Total Vehicles : 2365
 30th Percentile : 28.4 MPH
 50th Percentile : 29.9 MPH
 85th Percentile : 33.9 MPH
 95th Percentile : 37.5 MPH
 Average Speed : 30.9 MPH
 Highest Speed : 54.0 MPH
 Total Over Speed Limit : 61.9 % (1465 / 2365)

Vehicle Counts By Hour

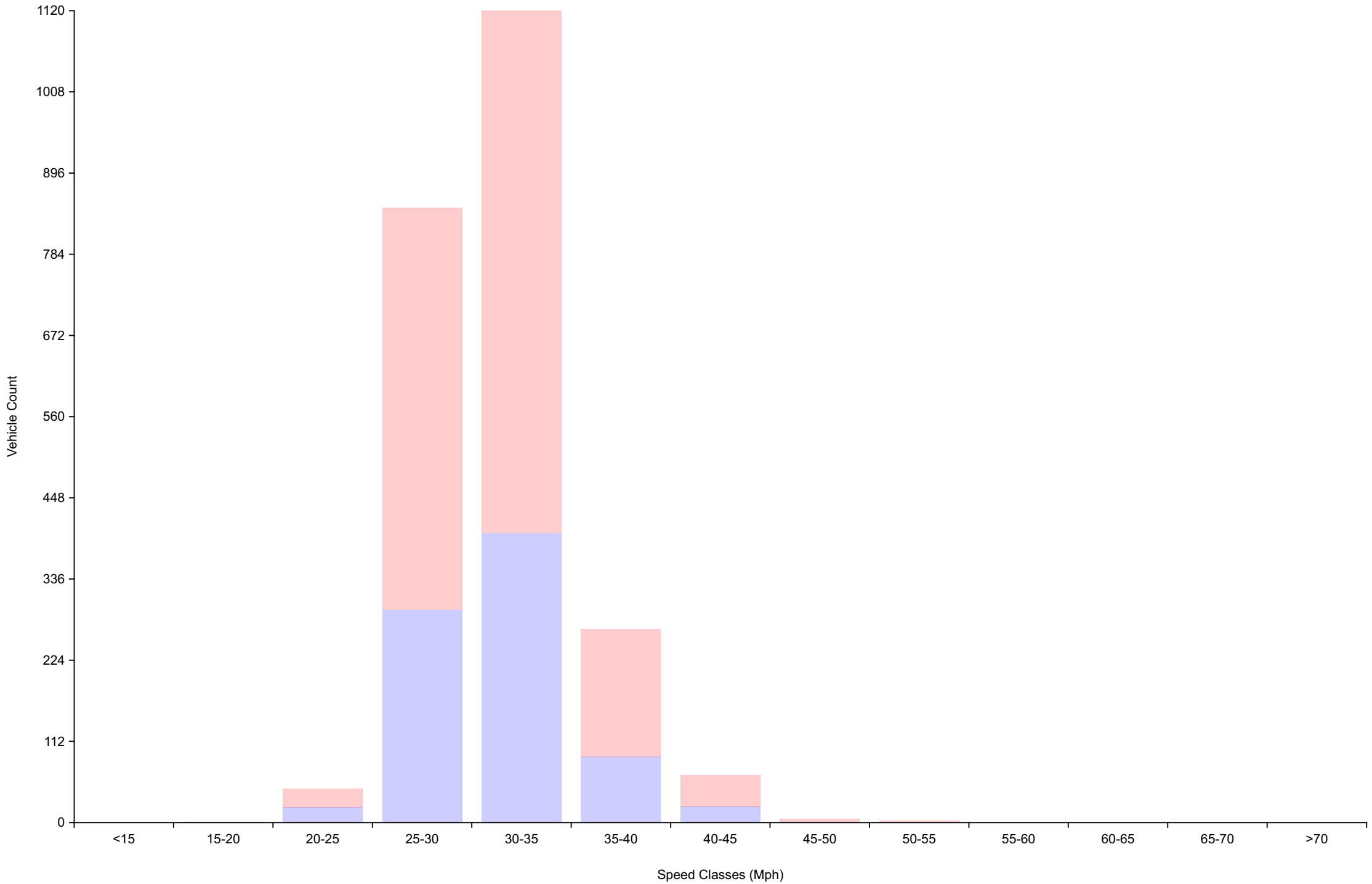
Daily Overview for Thu Dec 19 2024

(60 Minute Resolution)



Vehicle Counts By Speed Class

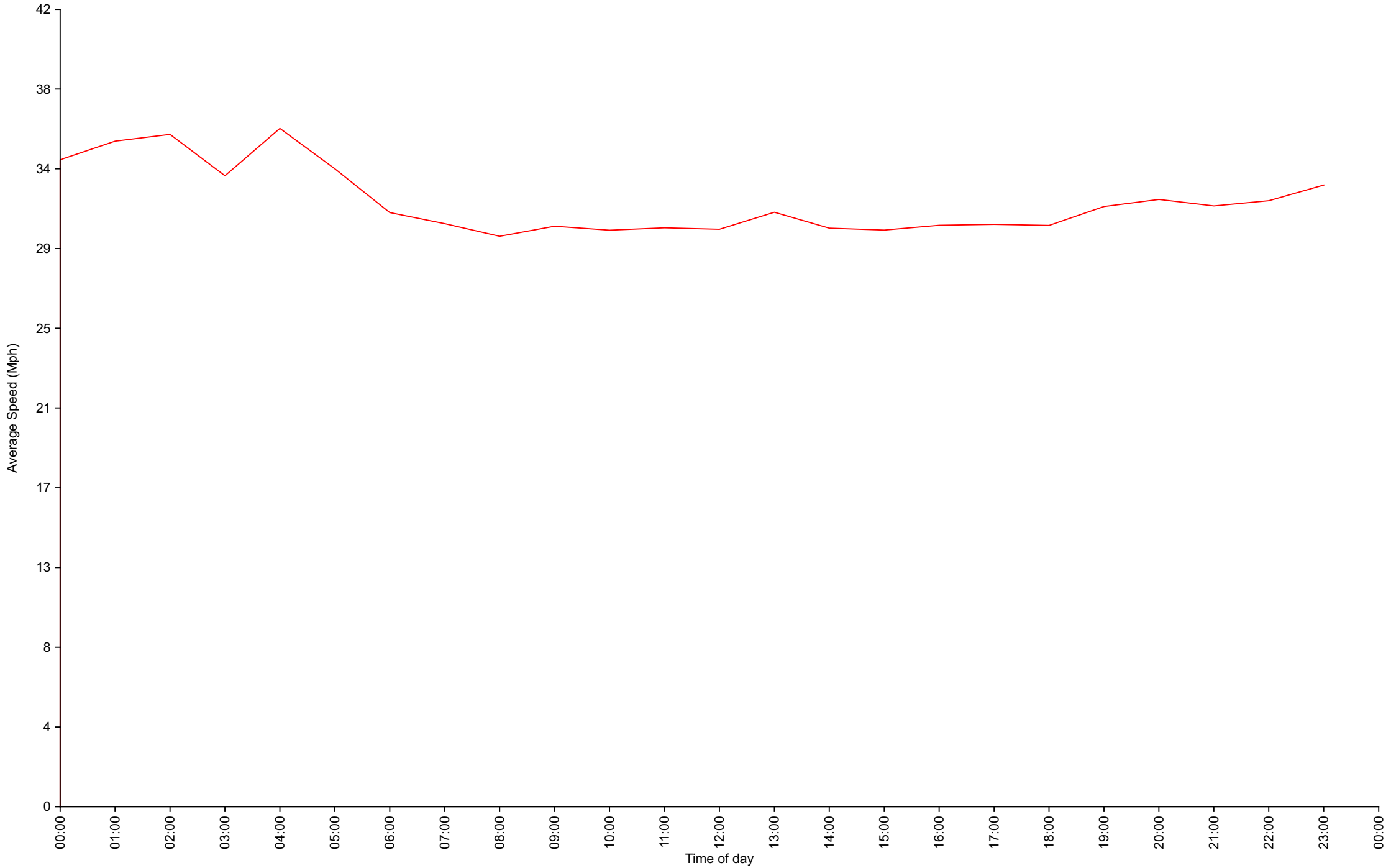
Daily Overview for Thu Dec 19 2024



Average Speed By Hour

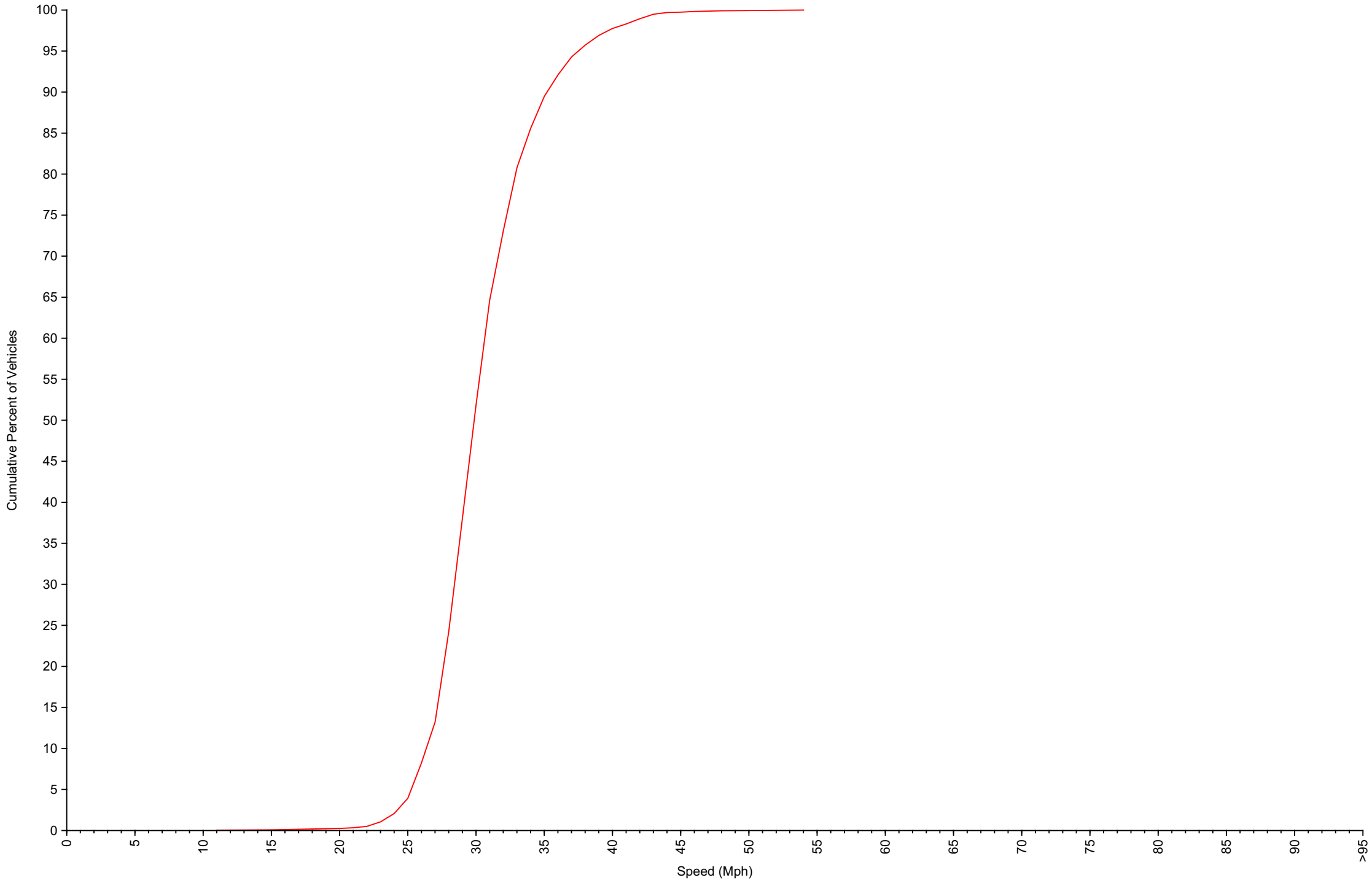
Daily Overview for Thu Dec 19 2024

(60 Minute Resolution)



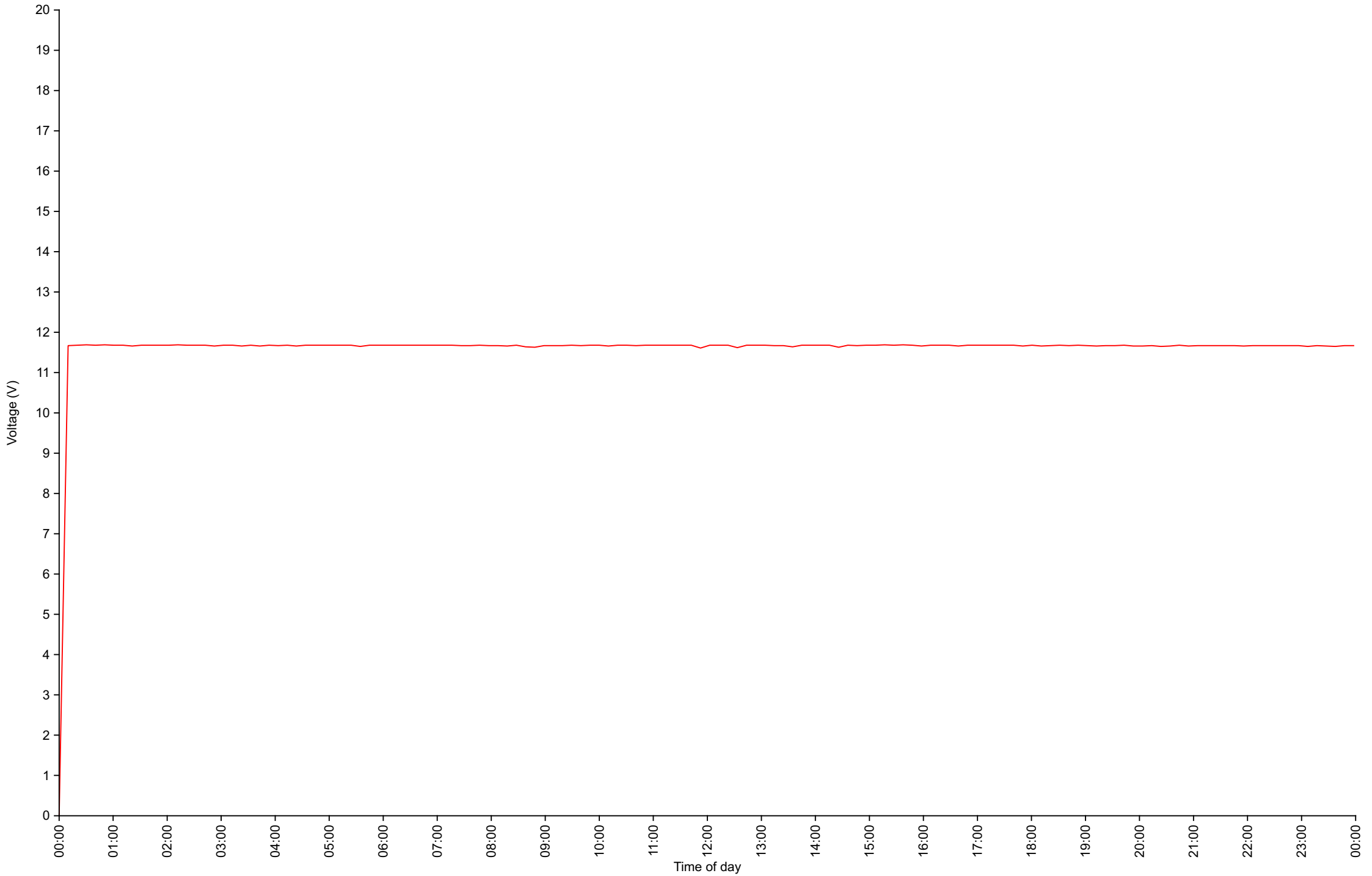
Cumulative Speed Distribution Curve

Daily Overview for Thu Dec 19 2024



Voltage

Daily Overview for Thu Dec 19 2024



Traffic Report - York Road

Daily Overview for Fri Dec 20 2024

Vehicle Speed Classes (Mph)

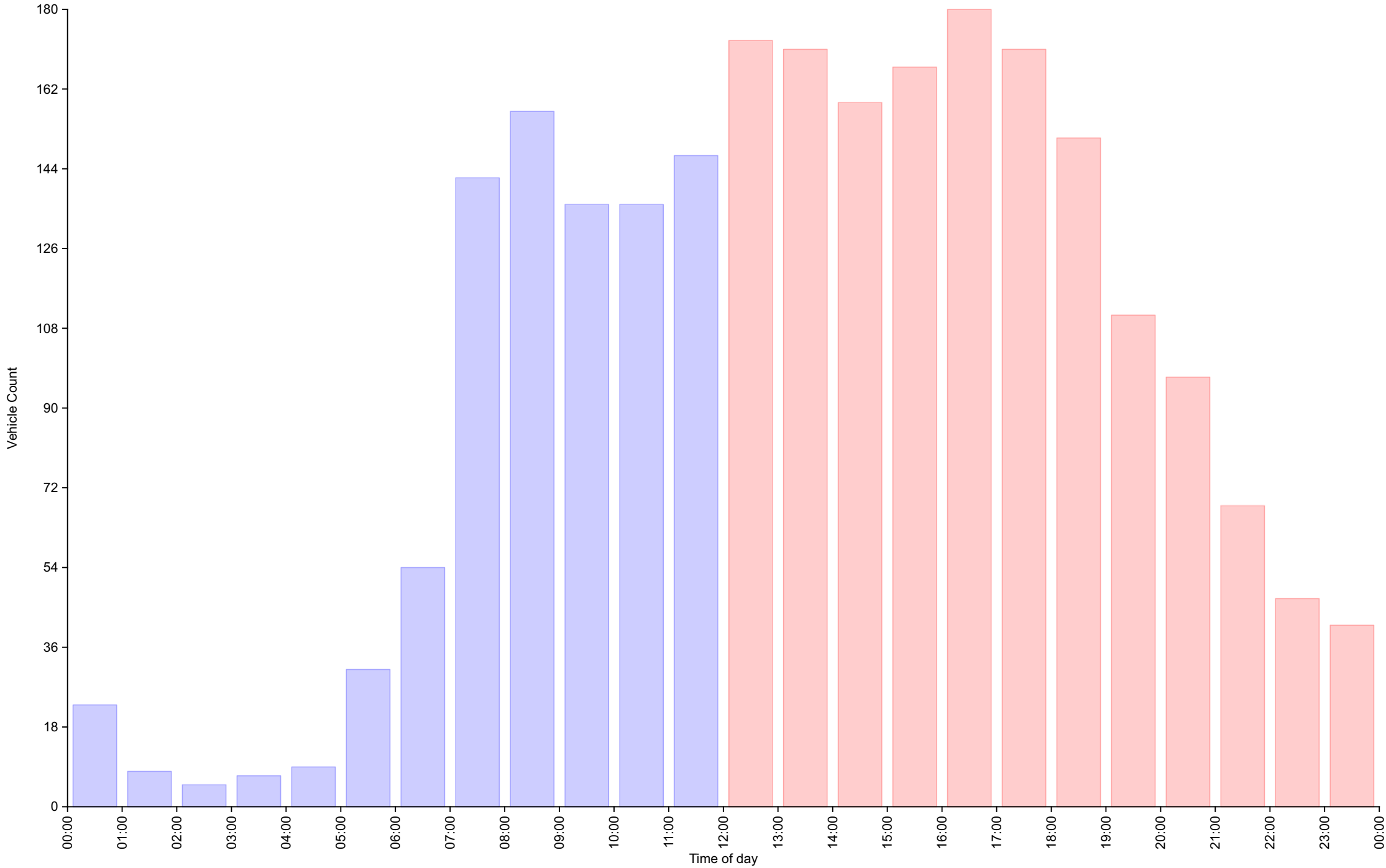
	<15	15 20	20 25	25 30	30 35	35 40	40 45	45 50	50 55	55 60	60 65	65 70	>70	Total	85th Percentile
00:00	0	0	1	3	11	6	1	1	0	0	0	0	0	23	38.3
01:00	0	0	0	3	4	1	0	0	0	0	0	0	0	8	33.4
02:00	0	0	0	2	2	1	0	0	0	0	0	0	0	5	34.8
03:00	0	0	0	1	4	2	0	0	0	0	0	0	0	7	35.8
04:00	0	0	0	3	3	2	1	0	0	0	0	0	0	9	37.3
05:00	0	0	0	6	7	8	7	3	0	0	0	0	0	31	42.4
06:00	0	0	0	14	28	8	3	1	0	0	0	0	0	54	35.9
07:00	0	1	3	56	67	12	2	1	0	0	0	0	0	142	33.4
08:00	0	1	5	90	56	3	2	0	0	0	0	0	0	157	31.4
09:00	0	0	2	56	66	11	1	0	0	0	0	0	0	136	32.6
10:00	0	0	5	56	52	19	4	0	0	0	0	0	0	136	34.5
11:00	0	0	2	55	63	25	2	0	0	0	0	0	0	147	35.4
12:00	0	1	4	55	91	21	0	1	0	0	0	0	0	173	33.4
13:00	0	0	2	46	94	27	2	0	0	0	0	0	0	171	34.4
14:00	0	0	1	58	83	13	4	0	0	0	0	0	0	159	32.9
15:00	0	0	5	69	75	14	3	1	0	0	0	0	0	167	33.0
16:00	0	0	2	71	82	15	6	4	0	0	0	0	0	180	33.5
17:00	0	0	5	70	65	24	4	2	1	0	0	0	0	171	35.1
18:00	0	0	5	59	62	22	3	0	0	0	0	0	0	151	34.3
19:00	0	1	2	45	54	7	2	0	0	0	0	0	0	111	32.9
20:00	0	0	1	34	37	22	2	1	0	0	0	0	0	97	36.2
21:00	0	0	1	20	40	4	3	0	0	0	0	0	0	68	33.2
22:00	0	0	0	8	25	11	2	0	1	0	0	0	0	47	37.5
23:00	0	0	0	11	25	3	2	0	0	0	0	0	0	41	33.4
AM Total	0	2	18	345	363	98	23	6	0	0	0	0	0		
PM Total	0	2	28	546	733	183	33	9	2	0	0	0	0		
Total	0	4	46	891	1096	281	56	15	2	0	0	0	0		
Percent	0.00%	0.17%	1.92%	37.26%	45.84%	11.75%	2.34%	0.63%	0.08%	0.00%	0.00%	0.00%	0.00%		

Time of day

Total Vehicles : 2391
 30th Percentile : 28.4 MPH
 50th Percentile : 29.8 MPH
 85th Percentile : 34.0 MPH
 95th Percentile : 37.8 MPH
 Average Speed : 30.9 MPH
 Highest Speed : 51.1 MPH
 Total Over Speed Limit : 60.6 % (1450 / 2391)

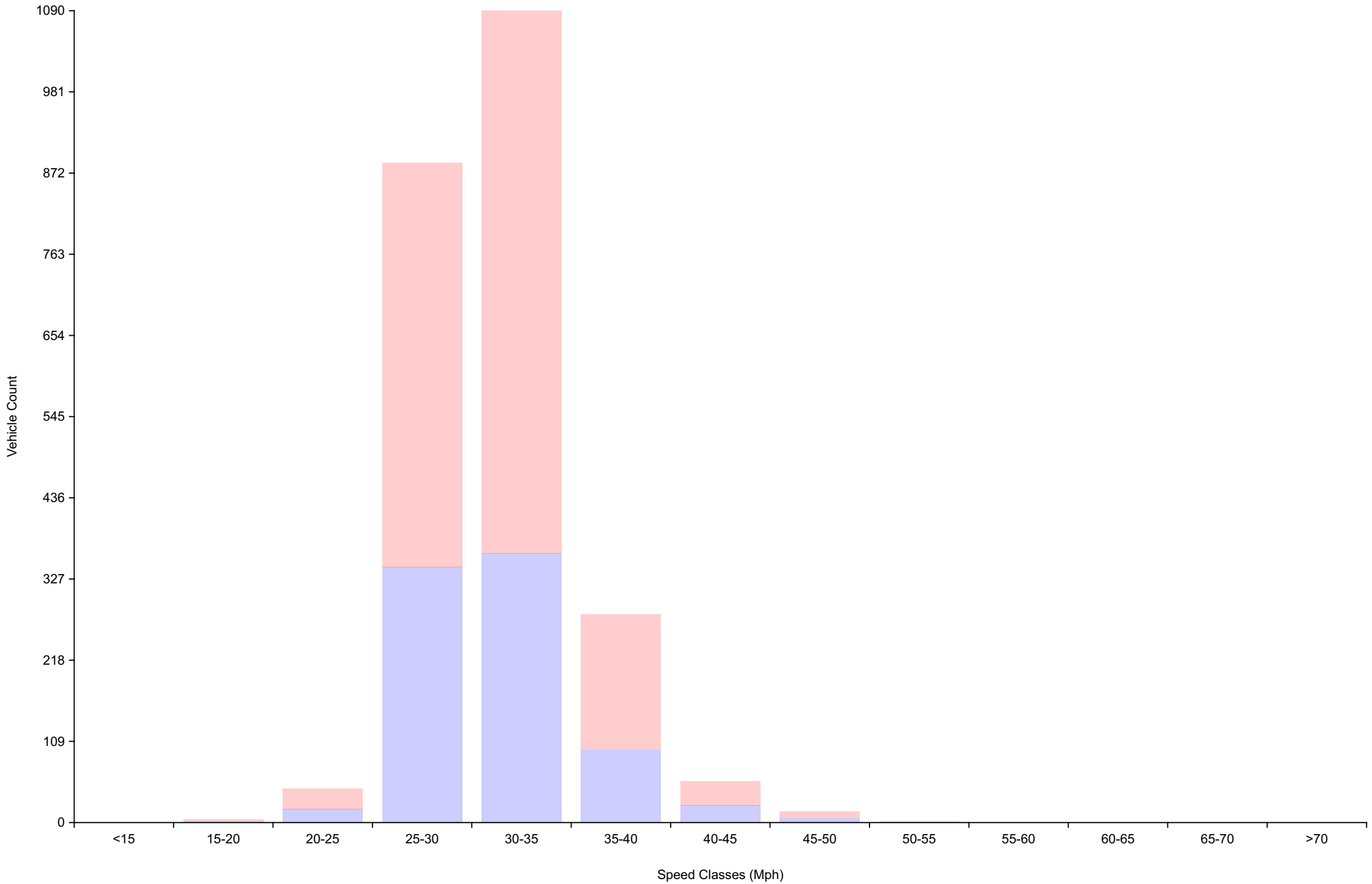
Vehicle Counts By Hour

Daily Overview for Fri Dec 20 2024
(60 Minute Resolution)



Vehicle Counts By Speed Class

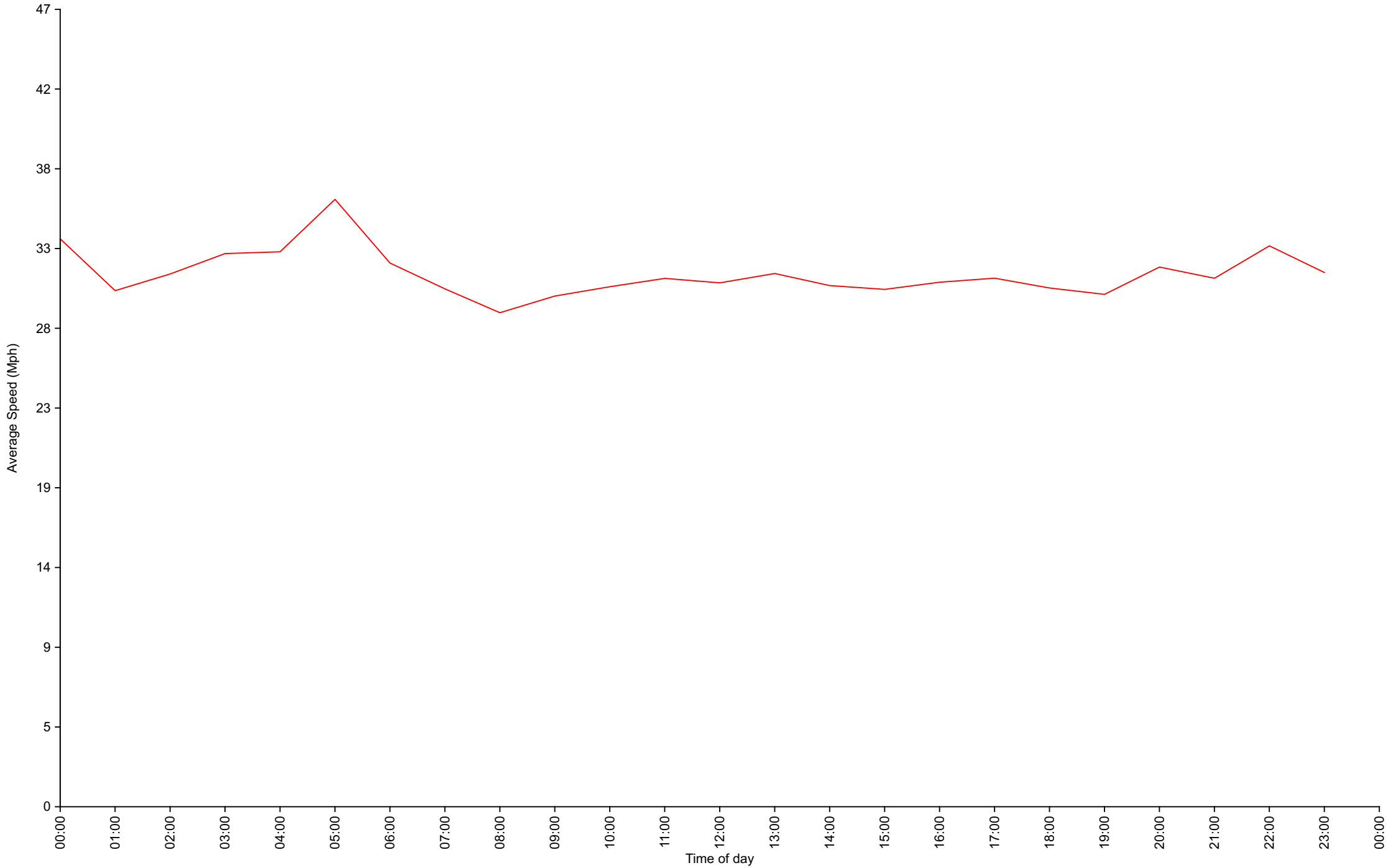
Daily Overview for Fri Dec 20 2024



Average Speed By Hour

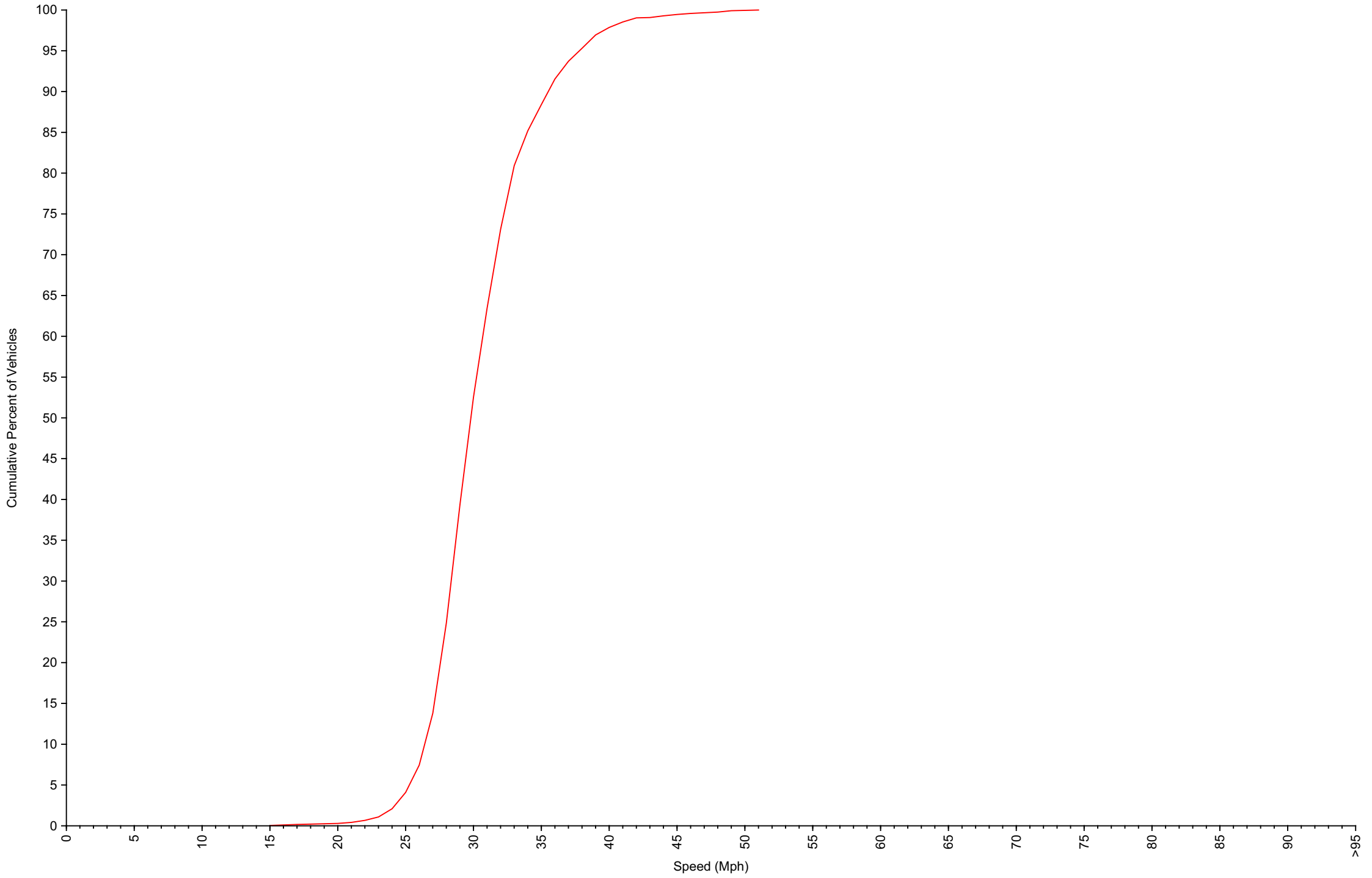
Daily Overview for Fri Dec 20 2024

(60 Minute Resolution)



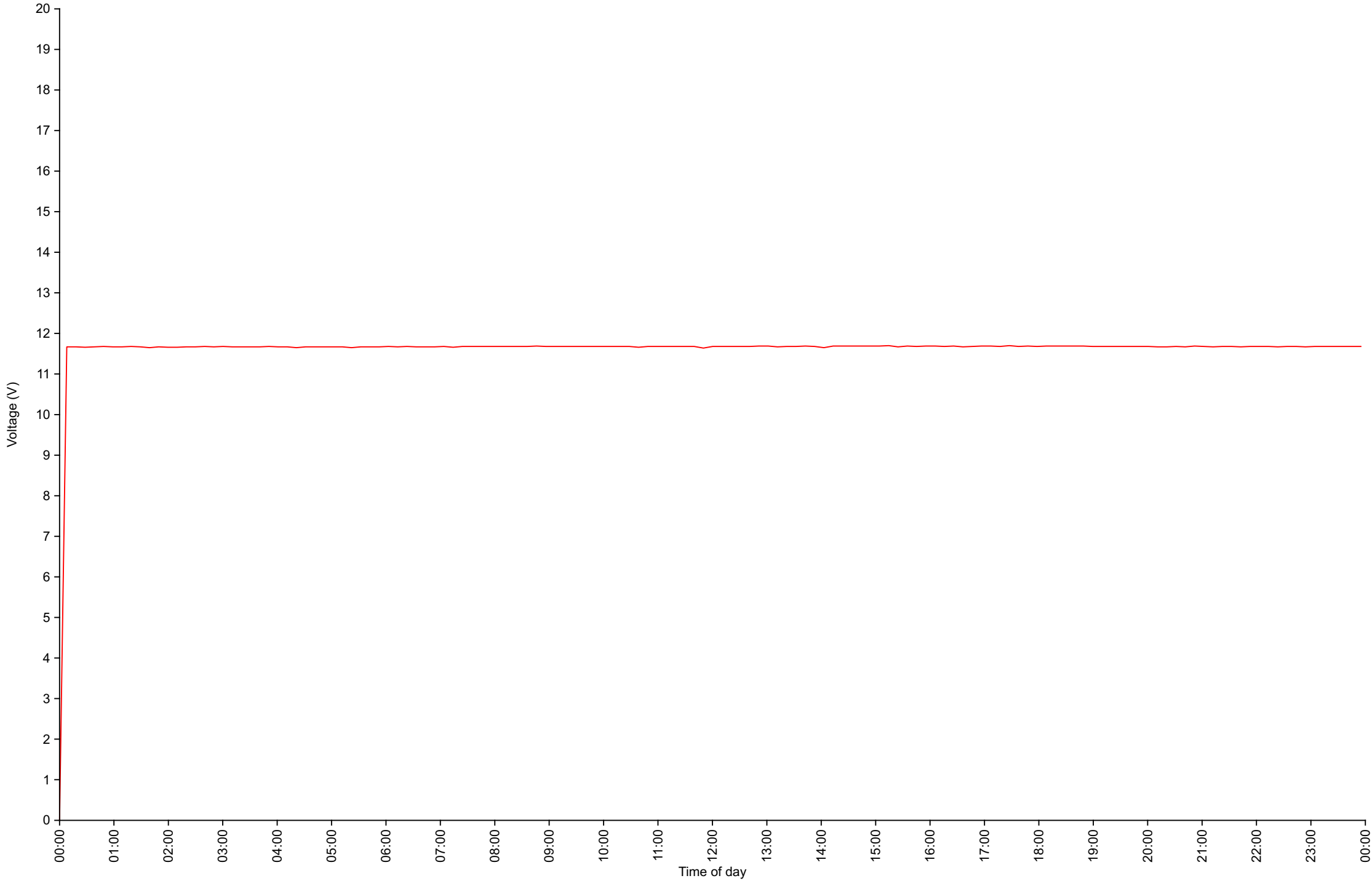
Cumulative Speed Distribution Curve

Daily Overview for Fri Dec 20 2024



Voltage

Daily Overview for Fri Dec 20 2024



Traffic Report - York Road

Daily Overview for Sat Dec 21 2024

Vehicle Speed Classes (Mph)

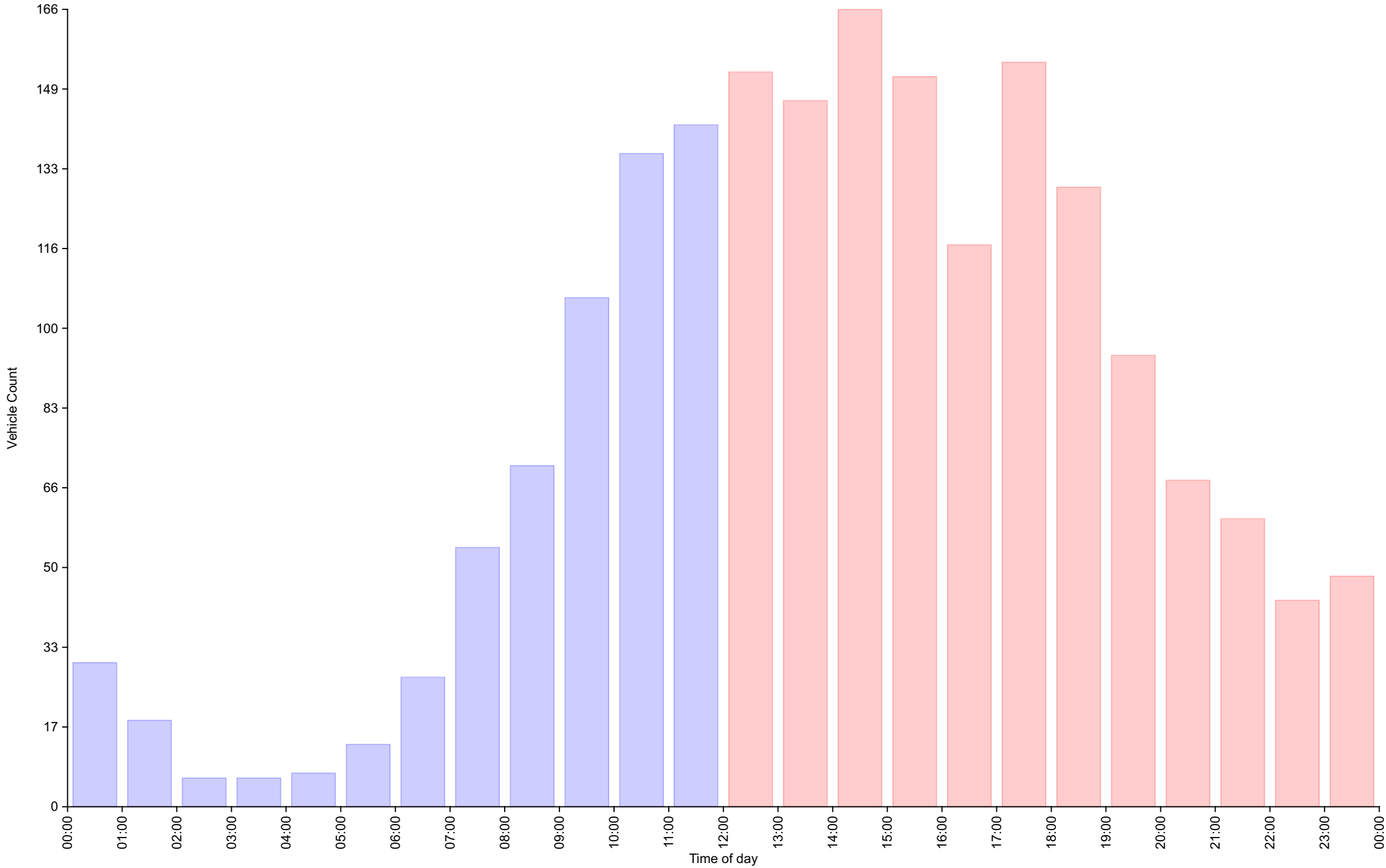
	<15	15 20	20 25	25 30	30 35	35 40	40 45	45 50	50 55	55 60	60 65	65 70	>70	Total	85th Percentile
00:00	0	0	0	12	8	7	2	1	0	0	0	0	0	30	37.5
01:00	0	0	0	3	9	3	3	0	0	0	0	0	0	18	37.9
02:00	0	0	0	1	1	2	1	1	0	0	0	0	0	6	40.8
03:00	0	0	0	0	4	2	0	0	0	0	0	0	0	6	38.1
04:00	0	0	0	2	2	2	1	0	0	0	0	0	0	7	35.0
05:00	0	0	0	5	4	3	1	0	0	0	0	0	0	13	37.1
06:00	0	0	2	11	11	2	0	1	0	0	0	0	0	27	32.7
07:00	0	0	0	31	18	4	1	0	0	0	0	0	0	54	32.6
08:00	0	0	2	38	25	5	1	0	0	0	0	0	0	71	32.6
09:00	0	0	4	37	57	8	0	0	0	0	0	0	0	106	32.2
10:00	0	0	2	51	70	12	1	0	0	0	0	0	0	136	32.7
11:00	0	0	2	45	76	17	2	0	0	0	0	0	0	142	33.7
12:00	0	0	2	46	81	19	4	1	0	0	0	0	0	153	34.1
13:00	0	0	0	53	73	12	5	3	1	0	0	0	0	147	33.8
14:00	0	0	0	58	78	24	5	1	0	0	0	0	0	166	34.6
15:00	0	0	4	61	67	17	3	0	0	0	0	0	0	152	33.4
16:00	0	0	4	54	42	14	3	0	0	0	0	0	0	117	33.4
17:00	0	0	1	64	68	14	4	4	0	0	0	0	0	155	33.9
18:00	0	0	5	39	69	14	2	0	0	0	0	0	0	129	33.6
19:00	0	0	2	29	53	9	1	0	0	0	0	0	0	94	33.4
20:00	0	0	2	22	29	7	7	1	0	0	0	0	0	68	36.8
21:00	0	0	1	20	31	6	1	1	0	0	0	0	0	60	33.8
22:00	0	0	0	14	19	7	3	0	0	0	0	0	0	43	37.1
23:00	0	0	0	18	18	10	1	1	0	0	0	0	0	48	36.9
AM Total	0	0	12	236	285	67	13	3	0	0	0	0	0		
PM Total	0	0	21	478	628	153	39	12	1	0	0	0	0		
Total	0	0	33	714	913	220	52	15	1	0	0	0	0		
Percent	0.00%	0.00%	1.69%	36.65%	46.87%	11.29%	2.67%	0.77%	0.05%	0.00%	0.00%	0.00%	0.00%		

Time of day

Total Vehicles : 1948
 30th Percentile : 28.4 MPH
 50th Percentile : 29.9 MPH
 85th Percentile : 34.0 MPH
 95th Percentile : 37.7 MPH
 Average Speed : 31.0 MPH
 Highest Speed : 51.9 MPH
 Total Over Speed Limit : 61.7 % (1201 / 1948)

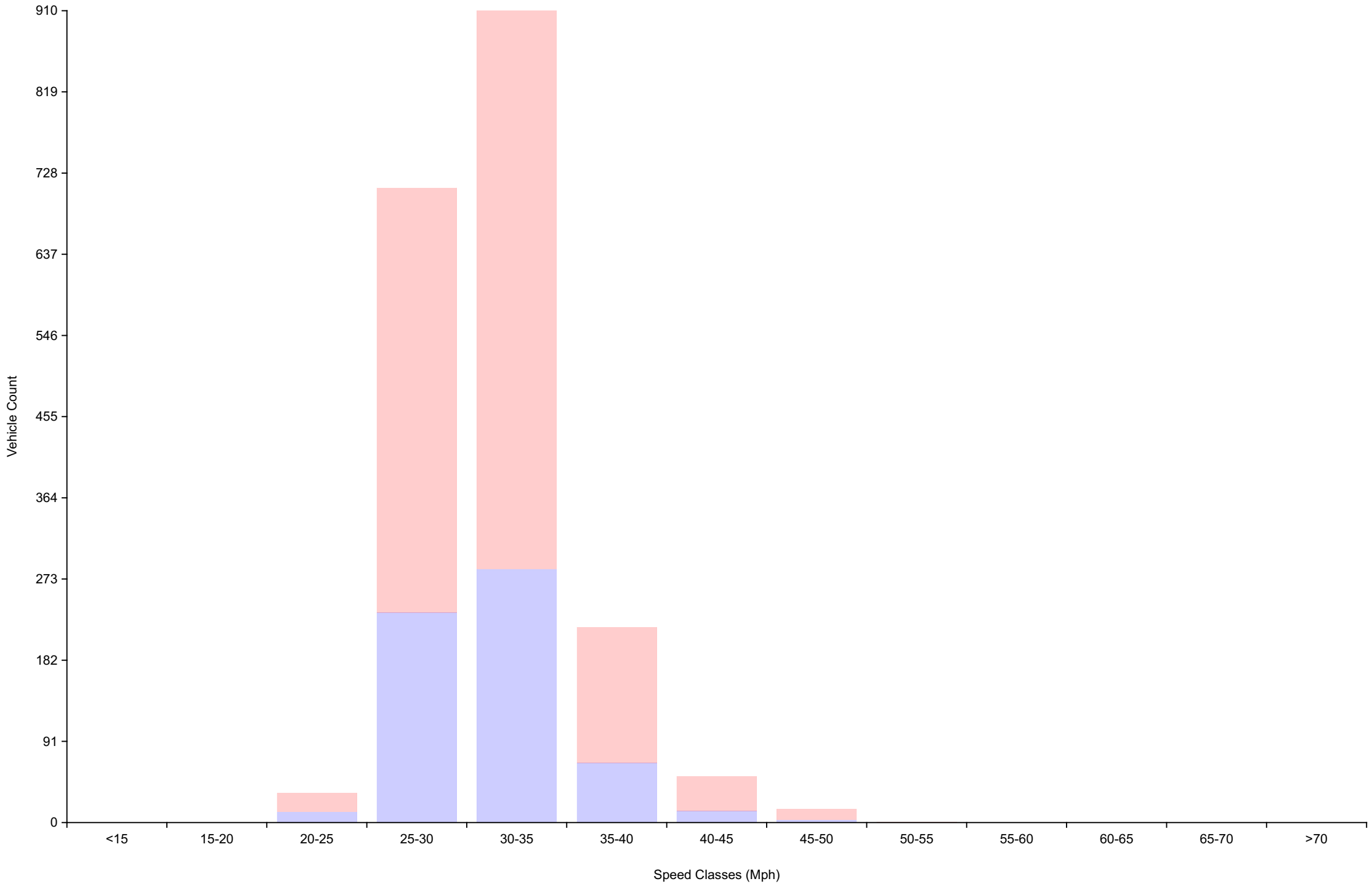
Vehicle Counts By Hour

Daily Overview for Sat Dec 21 2024
(60 Minute Resolution)



Vehicle Counts By Speed Class

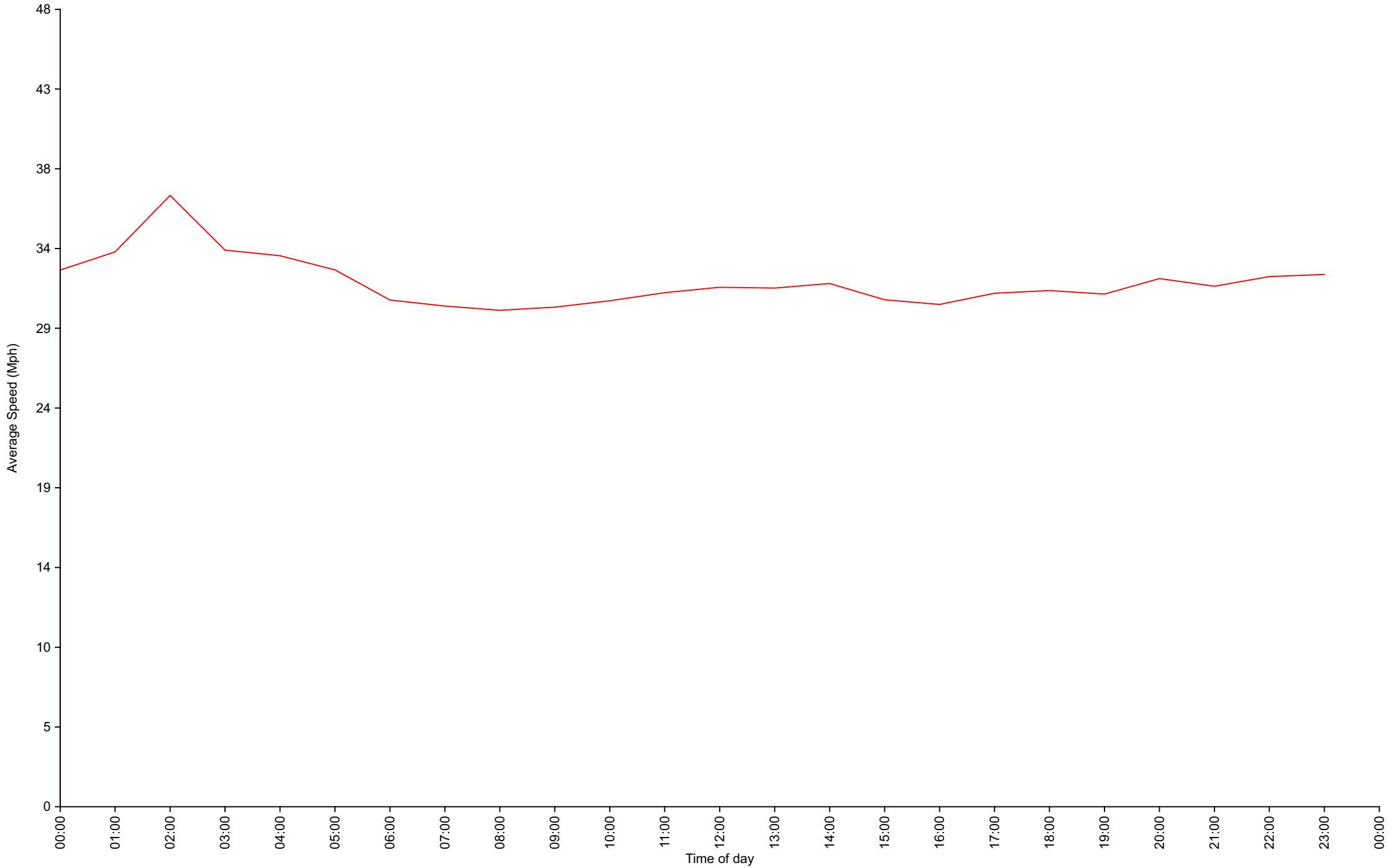
Daily Overview for Sat Dec 21 2024



Average Speed By Hour

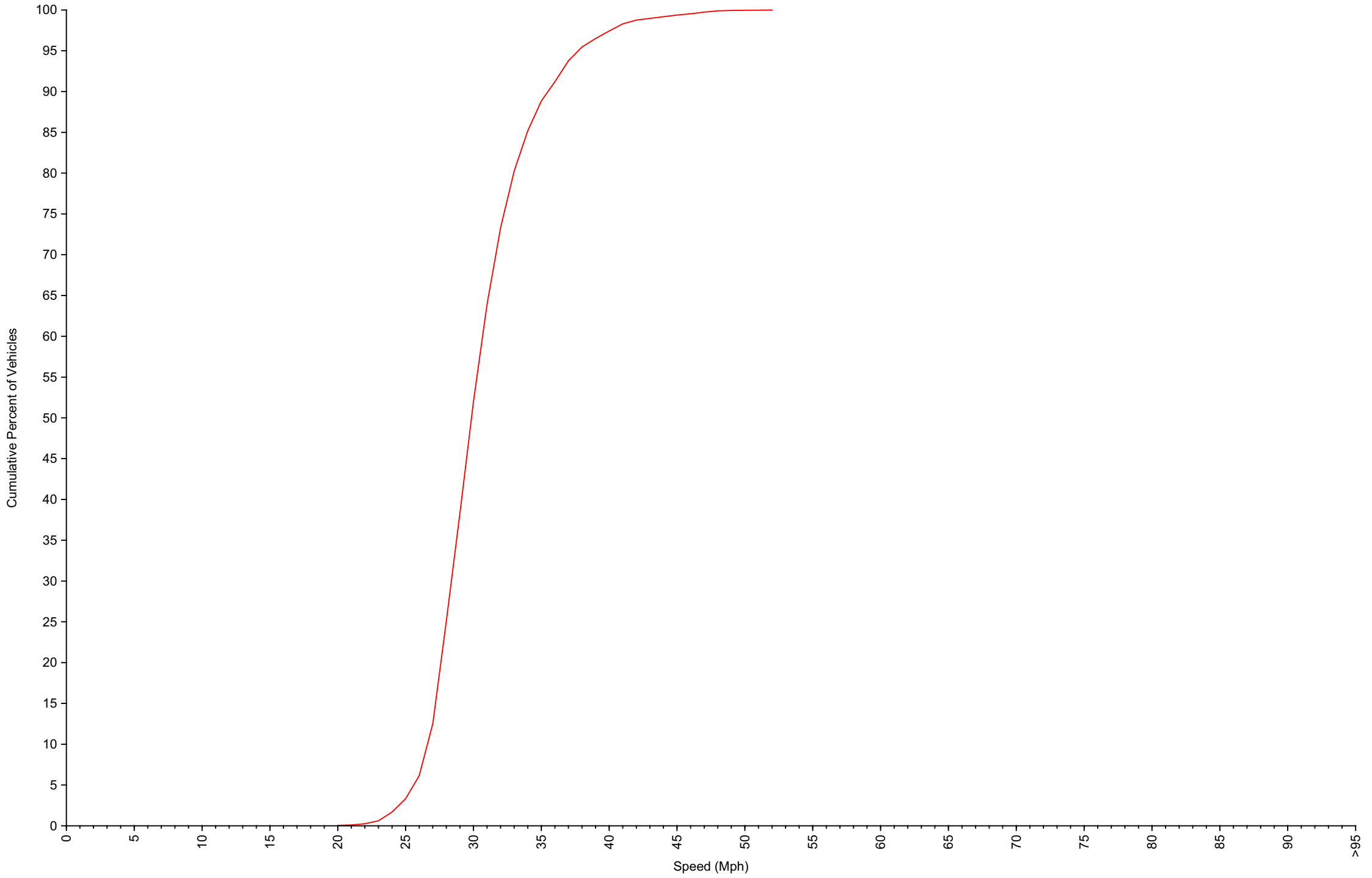
Daily Overview for Sat Dec 21 2024

(60 Minute Resolution)



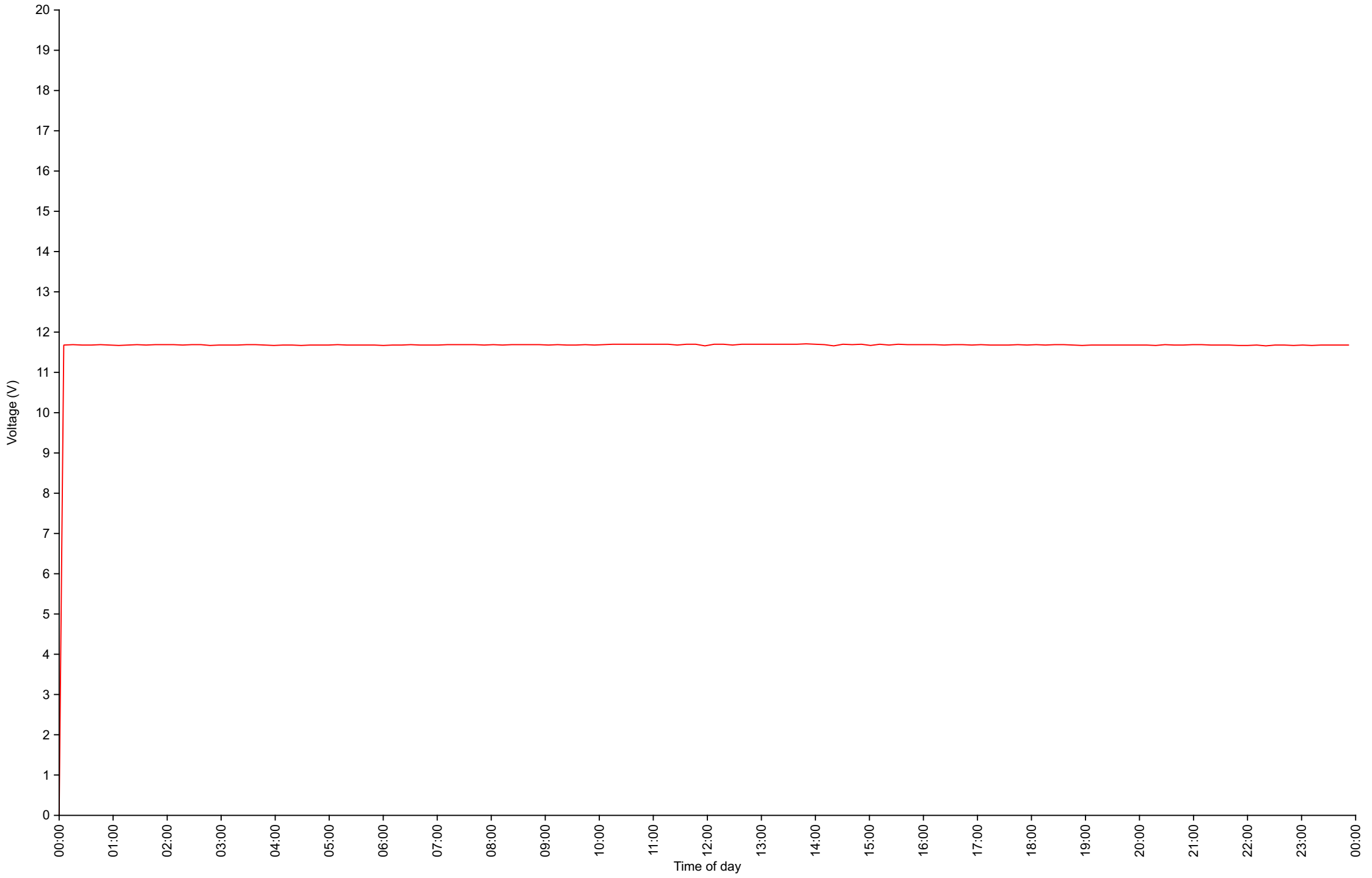
Cumulative Speed Distribution Curve

Daily Overview for Sat Dec 21 2024



Voltage

Daily Overview for Sat Dec 21 2024



Traffic Report - York Road

Daily Overview for Sun Dec 22 2024

Vehicle Speed Classes (Mph)

	<15	15 20	20 25	25 30	30 35	35 40	40 45	45 50	50 55	55 60	60 65	65 70	>70	Total	85th Percentile
00:00	0	0	0	12	16	4	5	0	0	0	0	0	0	37	36.7
01:00	0	0	0	4	5	2	2	0	0	0	0	0	0	13	38.1
02:00	0	0	0	3	2	2	0	0	0	0	0	0	0	7	35.0
03:00	0	0	0	6	2	0	1	1	0	0	0	1	0	11	44.4
04:00	0	0	0	1	6	0	0	1	0	0	0	0	0	8	32.9
05:00	0	0	0	0	4	2	2	0	0	0	0	0	0	8	40.0
06:00	0	0	1	5	6	3	0	0	0	0	0	0	0	15	34.1
07:00	0	0	0	12	10	4	0	0	0	0	0	0	0	26	34.1
08:00	0	0	0	16	14	3	0	0	0	0	0	0	0	33	33.4
09:00	0	0	1	21	36	12	2	0	0	0	0	0	0	72	34.5
10:00	0	0	1	34	39	9	2	0	0	0	0	0	0	85	33.6
11:00	0	0	4	39	63	19	4	0	0	0	0	0	0	129	34.9
12:00	0	0	3	51	65	20	1	0	0	0	0	0	0	140	34.0
13:00	0	1	4	59	67	21	4	2	0	0	0	0	0	158	34.3
14:00	0	1	2	53	77	24	2	1	0	0	0	0	0	160	34.3
15:00	0	0	1	33	78	14	2	0	0	0	0	0	0	128	33.8
16:00	0	0	5	63	68	10	0	0	0	0	0	0	0	146	32.5
17:00	0	0	1	42	63	14	2	0	0	0	0	0	0	122	33.7
18:00	0	0	2	38	49	10	2	0	0	0	0	0	0	101	33.2
19:00	0	0	0	24	28	12	1	0	0	0	0	0	0	65	35.0
20:00	0	0	0	14	27	5	3	1	0	0	0	0	0	50	35.2
21:00	0	0	0	11	27	6	2	0	0	0	0	0	0	46	35.1
22:00	0	0	0	18	15	7	0	0	0	0	0	0	0	40	35.0
23:00	0	0	0	5	9	1	0	1	0	0	0	0	0	16	33.6
AM Total	0	0	7	153	203	60	18	2	0	0	0	1	0		
PM Total	0	2	18	411	573	144	19	5	0	0	0	0	0		
Total	0	2	25	564	776	204	37	7	0	0	0	1	0		
Percent	0.00%	0.12%	1.55%	34.90%	48.02%	12.62%	2.29%	0.43%	0.00%	0.00%	0.00%	0.06%	0.00%		

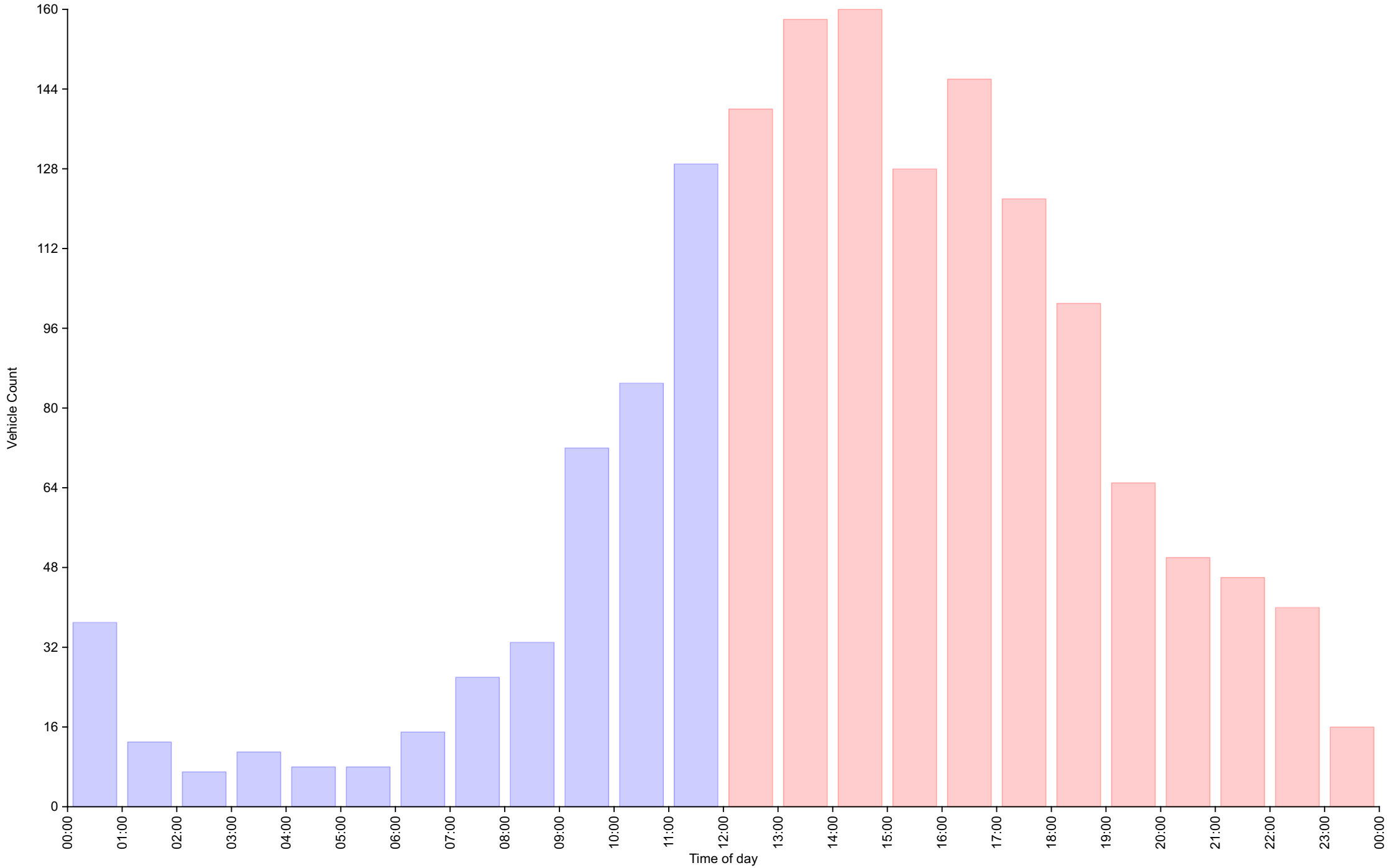
Time of day

Total Vehicles : 1616
 30th Percentile : 28.5 MPH
 50th Percentile : 30.2 MPH
 85th Percentile : 34.1 MPH
 95th Percentile : 37.4 MPH
 Average Speed : 31.1 MPH
 Highest Speed : 68.4 MPH
 Total Over Speed Limit : 63.4 % (1025 / 1616)

Vehicle Counts By Hour

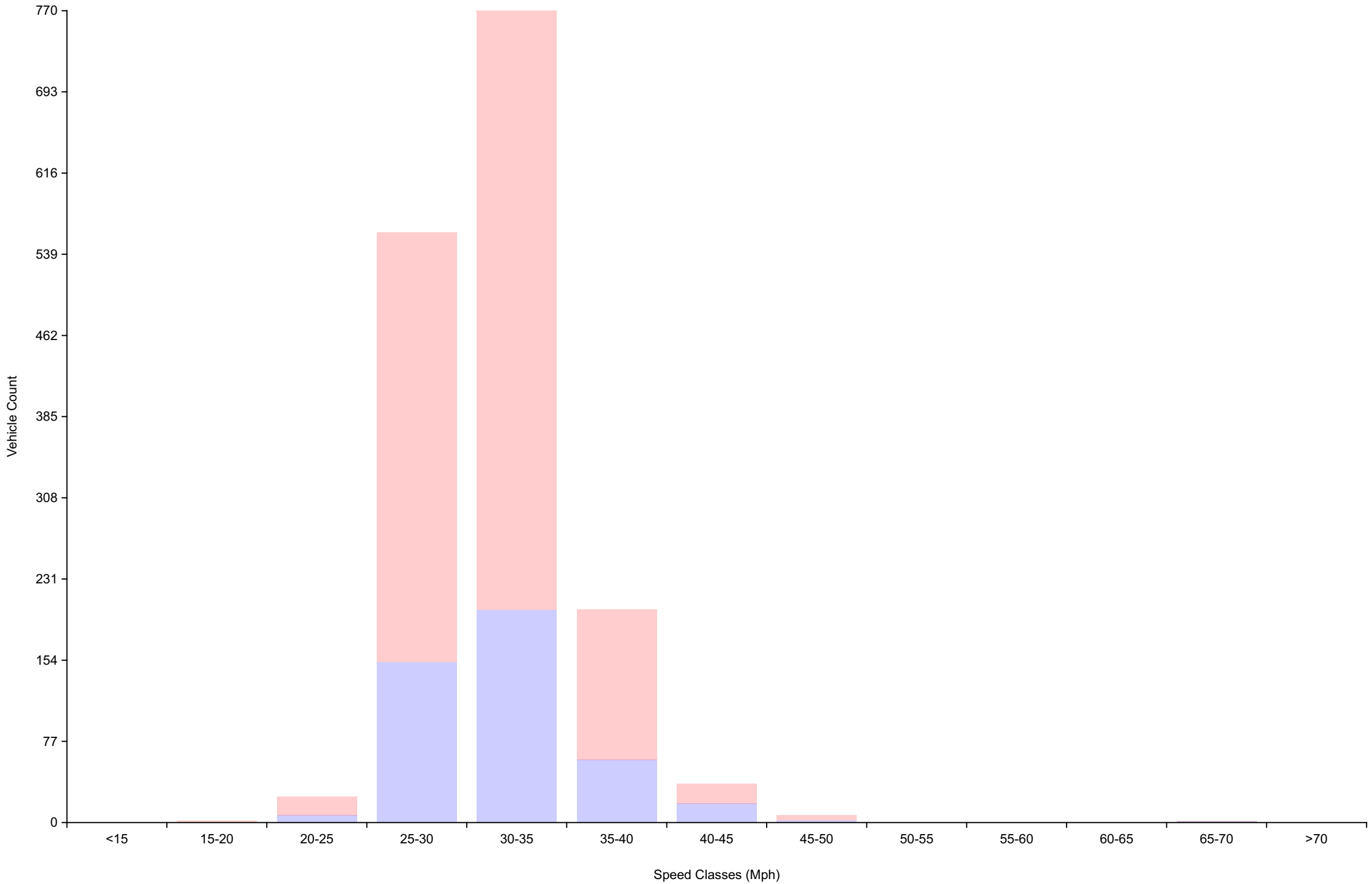
Daily Overview for Sun Dec 22 2024

(60 Minute Resolution)



Vehicle Counts By Speed Class

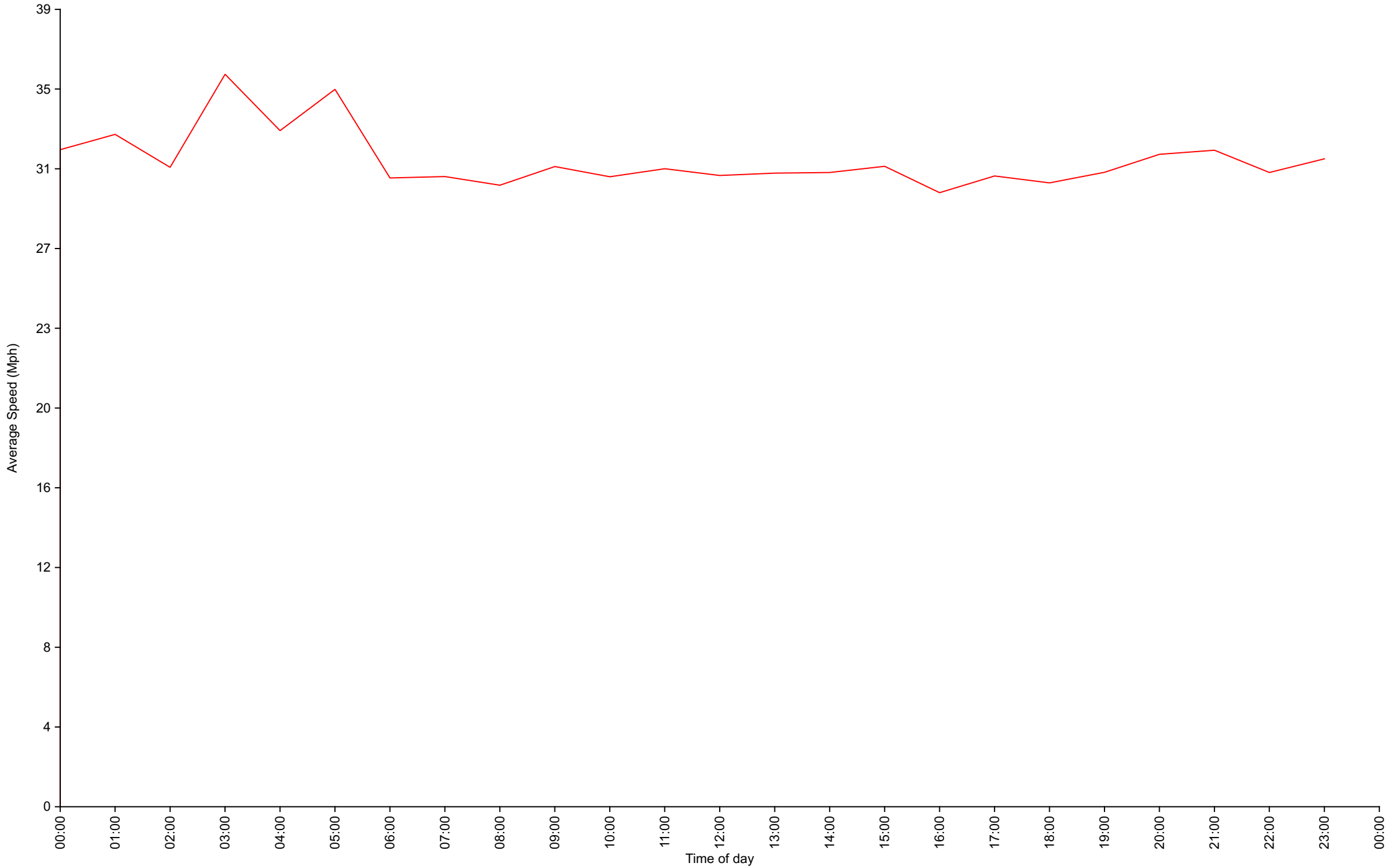
Daily Overview for Sun Dec 22 2024



Average Speed By Hour

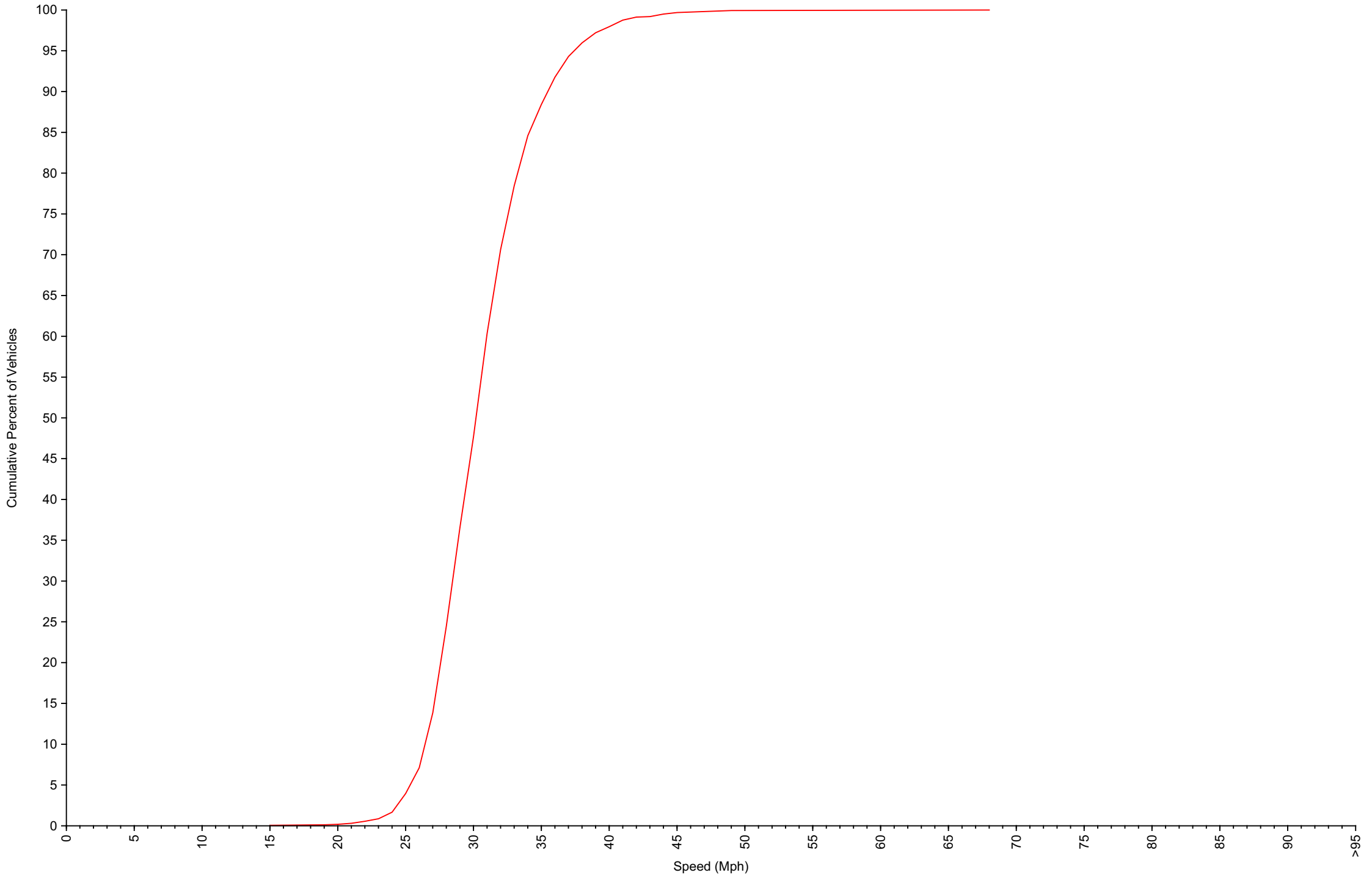
Daily Overview for Sun Dec 22 2024

(60 Minute Resolution)



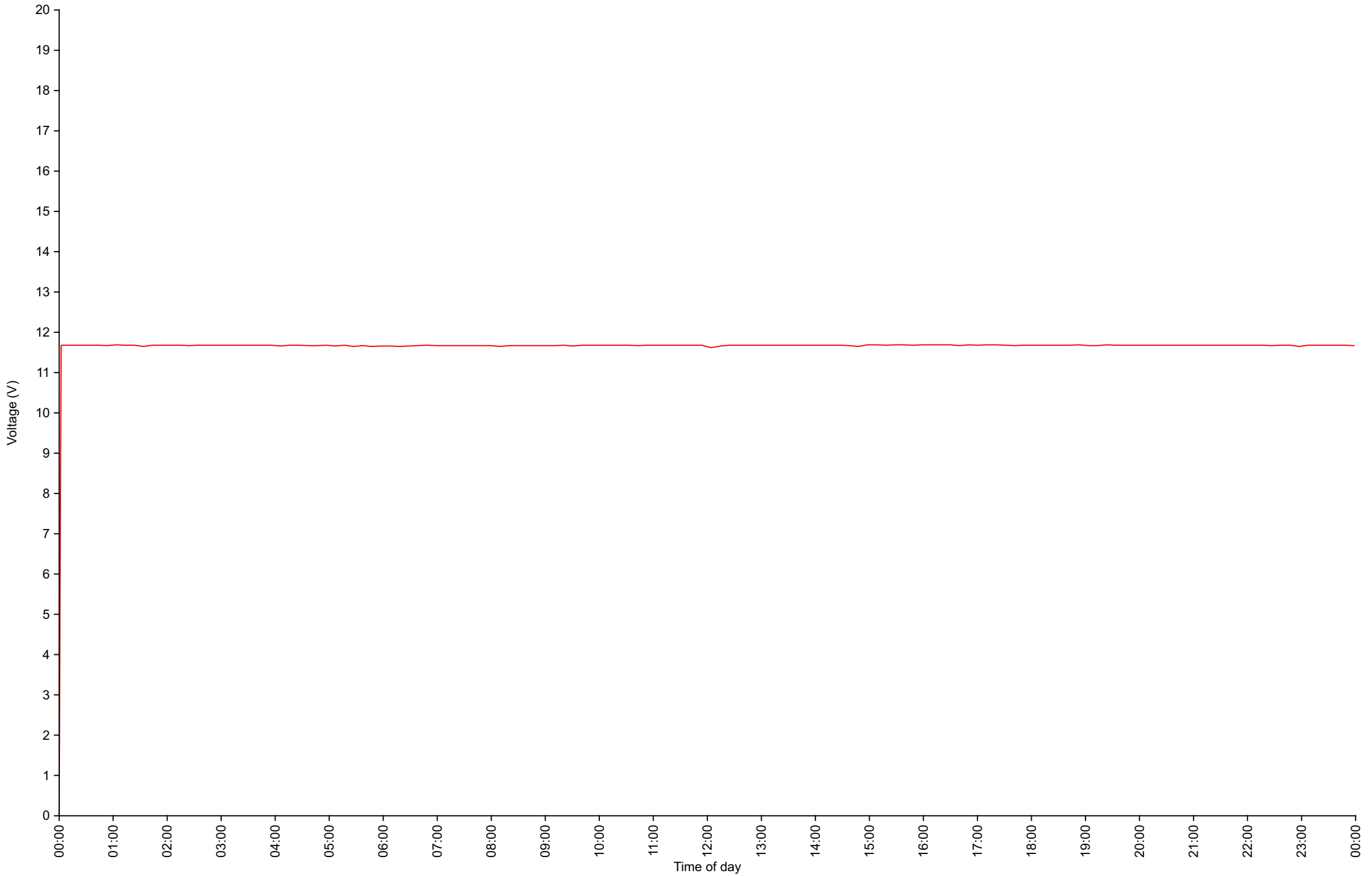
Cumulative Speed Distribution Curve

Daily Overview for Sun Dec 22 2024



Voltage

Daily Overview for Sun Dec 22 2024



Traffic Report - York Road

Daily Overview for Mon Dec 23 2024

Vehicle Speed Classes (Mph)

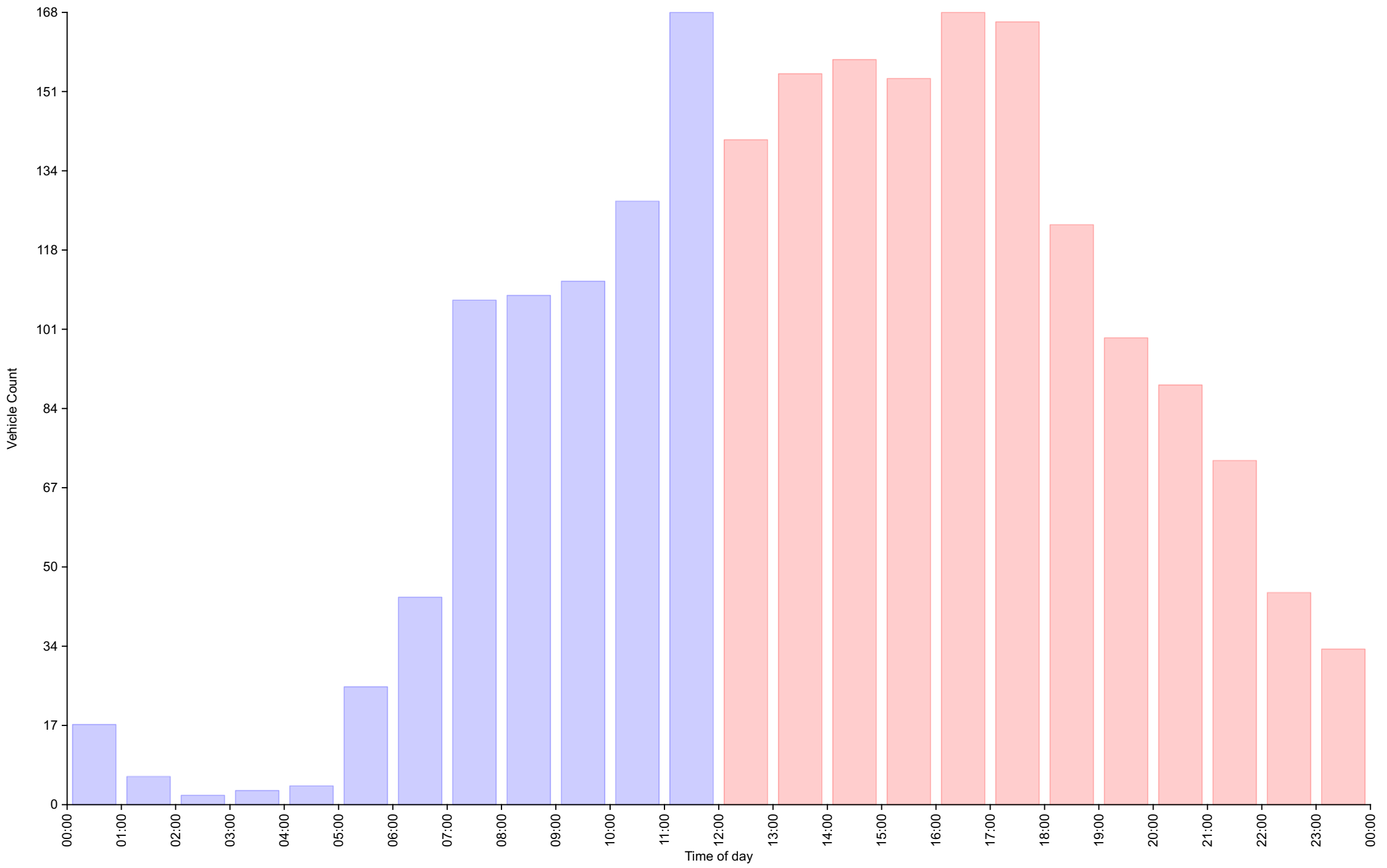
	<15	15 20	20 25	25 30	30 35	35 40	40 45	45 50	50 55	55 60	60 65	65 70	>70	Total	85th Percentile
00:00	0	0	0	2	11	2	1	1	0	0	0	0	0	17	36.9
01:00	0	0	0	2	1	2	1	0	0	0	0	0	0	6	39.3
02:00	0	0	0	1	1	0	0	0	0	0	0	0	0	2	29.8
03:00	0	0	0	0	0	3	0	0	0	0	0	0	0	3	37.1
04:00	0	0	0	1	1	1	1	0	0	0	0	0	0	4	39.8
05:00	0	0	0	4	10	5	3	2	0	1	0	0	0	25	40.6
06:00	0	0	1	18	17	7	1	0	0	0	0	0	0	44	34.4
07:00	0	1	0	53	41	10	2	0	0	0	0	0	0	107	32.7
08:00	0	0	3	46	54	3	1	1	0	0	0	0	0	108	32.0
09:00	0	0	1	51	48	11	0	0	0	0	0	0	0	111	33.1
10:00	0	0	2	46	61	17	1	1	0	0	0	0	0	128	34.0
11:00	0	0	3	60	85	15	5	0	0	0	0	0	0	168	33.7
12:00	1	0	1	41	70	26	2	0	0	0	0	0	0	141	34.7
13:00	0	0	0	59	81	15	0	0	0	0	0	0	0	155	32.8
14:00	0	2	4	66	65	16	5	0	0	0	0	0	0	158	33.3
15:00	0	0	2	61	65	20	6	0	0	0	0	0	0	154	34.3
16:00	0	0	6	64	81	13	4	0	0	0	0	0	0	168	33.3
17:00	0	0	2	64	79	18	2	1	0	0	0	0	0	166	33.5
18:00	0	0	4	47	59	12	1	0	0	0	0	0	0	123	33.4
19:00	0	0	1	28	48	16	5	1	0	0	0	0	0	99	35.3
20:00	0	1	1	30	39	14	3	1	0	0	0	0	0	89	35.4
21:00	0	0	0	27	31	15	0	0	0	0	0	0	0	73	35.7
22:00	0	0	0	11	26	4	4	0	0	0	0	0	0	45	36.3
23:00	0	0	1	13	10	8	0	0	0	0	1	0	0	33	35.7
AM Total	0	1	10	284	330	76	16	5	0	1	0	0	0		
PM Total	1	3	22	511	654	177	32	3	0	0	1	0	0		
Total	1	4	32	795	984	253	48	8	0	1	1	0	0		
Percent	0.05%	0.19%	1.50%	37.38%	46.26%	11.89%	2.26%	0.38%	0.00%	0.05%	0.05%	0.00%	0.00%		

Time of day

Total Vehicles : 2127
 30th Percentile : 28.4 MPH
 50th Percentile : 29.8 MPH
 85th Percentile : 33.9 MPH
 95th Percentile : 37.3 MPH
 Average Speed : 30.9 MPH
 Highest Speed : 59.9 MPH
 Total Over Speed Limit : 60.9 % (1295 / 2127)

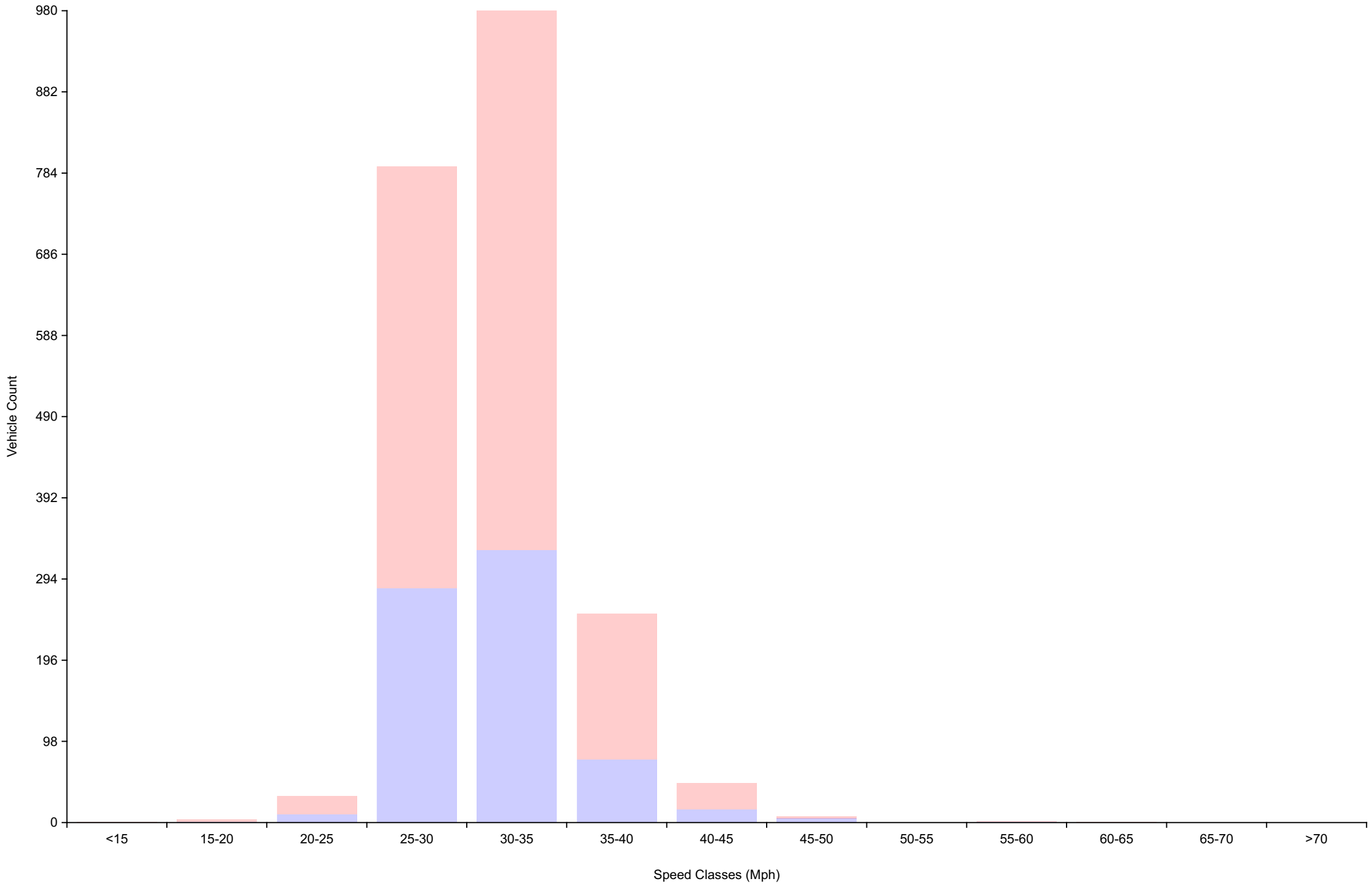
Vehicle Counts By Hour

Daily Overview for Mon Dec 23 2024
(60 Minute Resolution)



Vehicle Counts By Speed Class

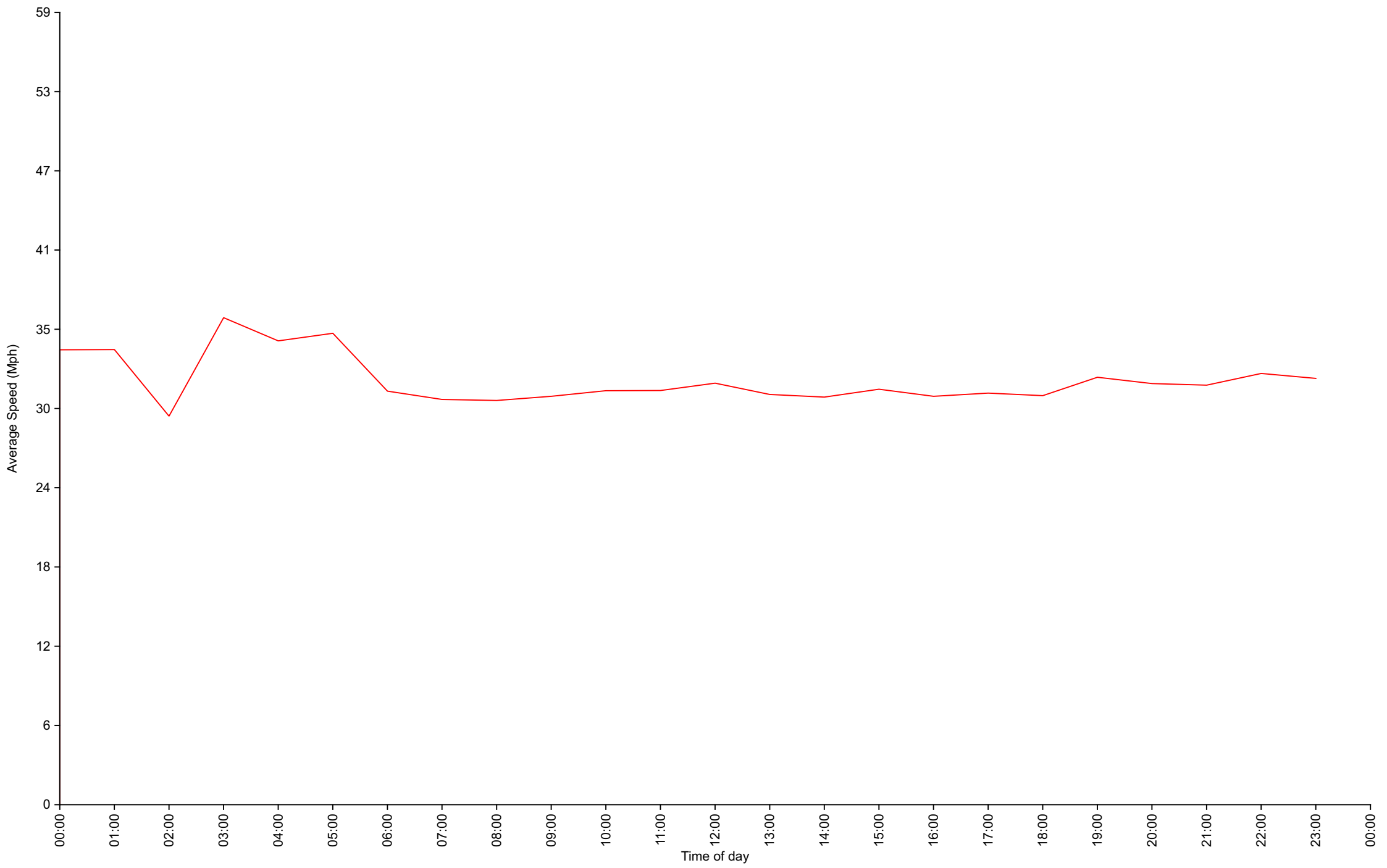
Daily Overview for Mon Dec 23 2024



Average Speed By Hour

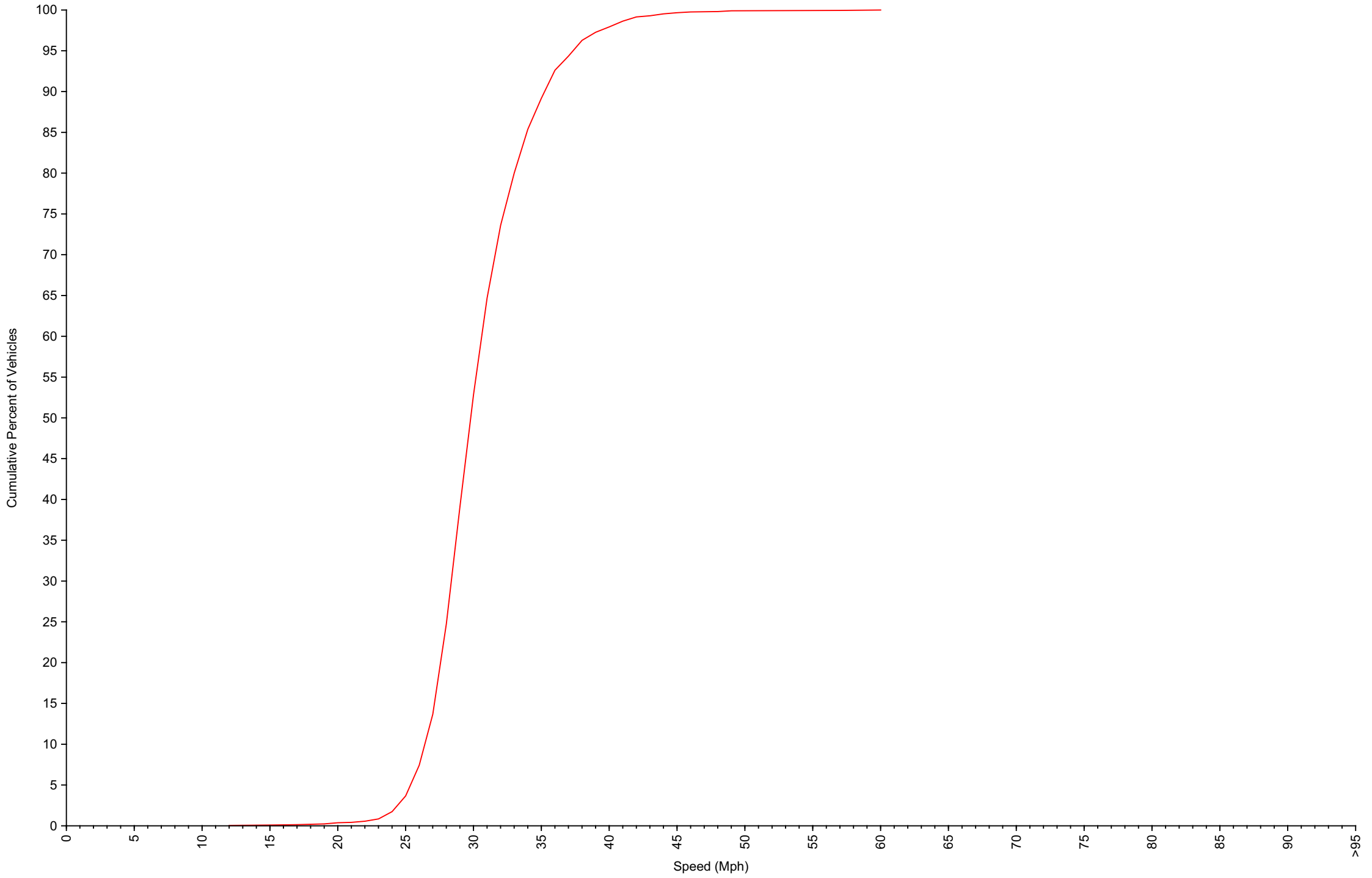
Daily Overview for Mon Dec 23 2024

(60 Minute Resolution)



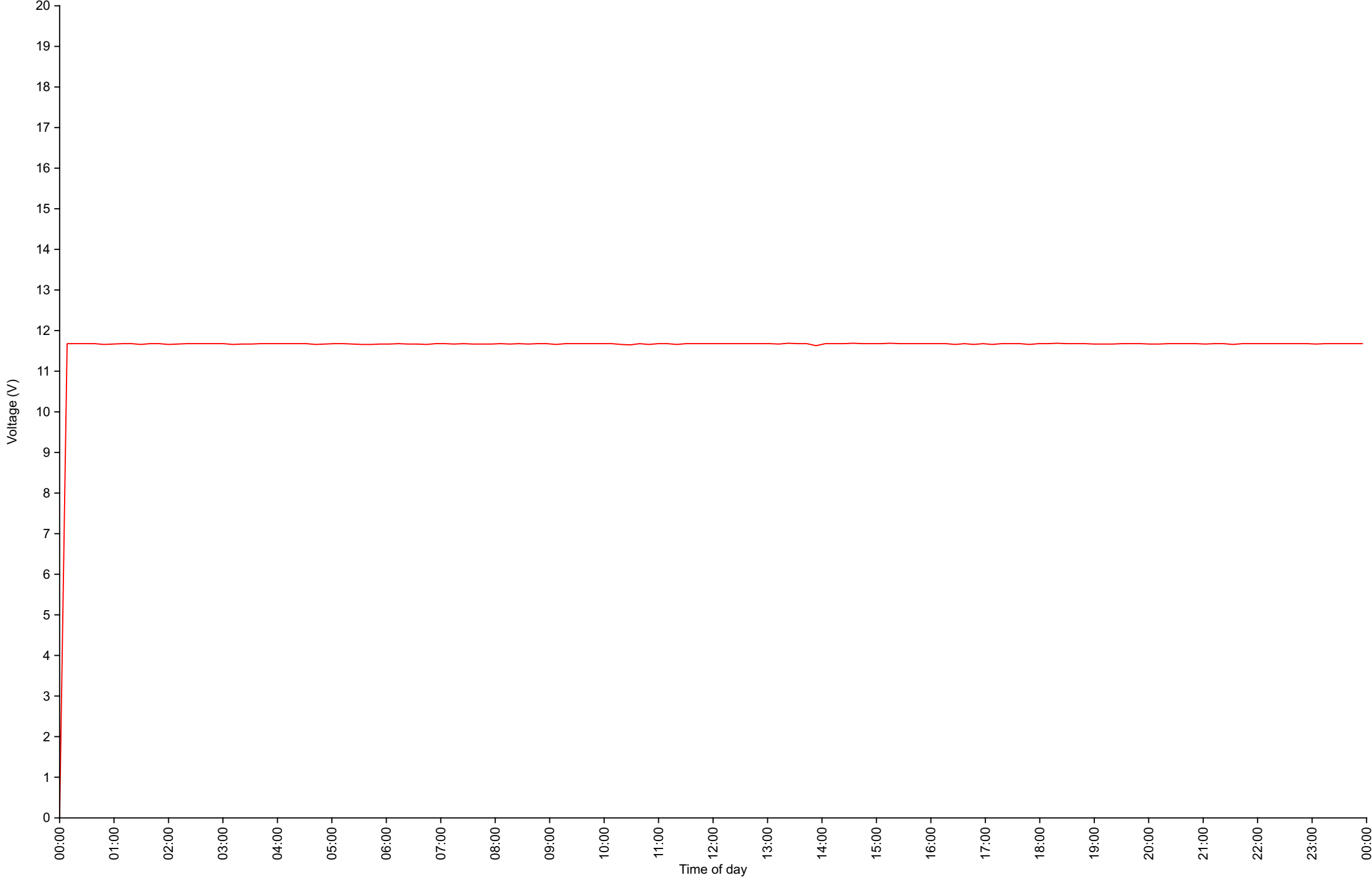
Cumulative Speed Distribution Curve

Daily Overview for Mon Dec 23 2024



Voltage

Daily Overview for Mon Dec 23 2024



Traffic Report - York Road

Daily Overview for Tue Dec 24 2024

Vehicle Speed Classes (Mph)

	<15	15 20	20 25	25 30	30 35	35 40	40 45	45 50	50 55	55 60	60 65	65 70	>70	Total	85th Percentile
00:00	0	0	0	1	7	3	0	0	0	0	0	0	0	11	36.4
01:00	0	0	0	3	1	1	1	0	0	0	0	0	0	6	35.7
02:00	0	0	0	4	3	0	0	0	0	0	0	0	0	7	32.9
03:00	0	0	0	1	1	0	0	1	0	0	0	0	0	3	39.9
04:00	0	0	0	1	5	0	0	1	0	0	0	0	0	7	34.0
05:00	0	0	0	6	10	7	3	0	0	0	0	0	0	26	38.5
06:00	0	0	1	9	17	5	2	0	0	0	0	0	0	34	34.9
07:00	0	0	2	42	34	7	2	1	0	0	0	0	0	88	32.8
08:00	0	0	1	43	52	6	2	0	0	0	0	0	0	104	33.2
09:00	0	1	3	37	56	4	1	0	0	0	0	0	0	102	32.5
10:00	1	0	4	41	65	15	3	0	0	0	0	0	0	129	33.9
11:00	0	1	4	45	76	16	1	0	0	0	0	0	0	143	33.4
12:00	0	0	0	60	74	24	1	1	1	0	0	0	0	161	34.3
13:00	0	0	2	51	84	22	4	0	0	0	0	0	0	163	34.3
14:00	0	0	4	58	74	21	1	0	0	0	0	0	0	158	33.8
15:00	0	0	4	39	76	16	5	0	0	0	0	0	0	140	34.0
16:00	0	0	5	54	56	13	3	1	0	0	0	0	0	132	33.4
17:00	0	0	1	32	47	7	1	0	0	0	0	0	0	88	32.8
18:00	0	0	2	27	32	11	4	0	0	0	0	0	0	76	34.7
19:00	0	0	1	23	21	12	1	0	0	0	0	0	0	58	35.3
20:00	0	0	2	17	27	6	1	0	0	0	0	0	0	53	33.9
21:00	0	0	0	6	18	6	2	1	0	0	0	0	0	33	37.1
22:00	0	0	0	12	17	6	0	0	1	0	0	0	0	36	34.6
23:00	0	0	0	6	6	5	2	1	0	0	0	0	0	20	38.0
AM Total	1	2	15	233	327	64	15	3	0	0	0	0	0		
PM Total	0	0	21	385	532	149	25	4	2	0	0	0	0		
Total	1	2	36	618	859	213	40	7	2	0	0	0	0		
Percent	0.06%	0.11%	2.02%	34.76%	48.31%	11.98%	2.25%	0.39%	0.11%	0.00%	0.00%	0.00%	0.00%		

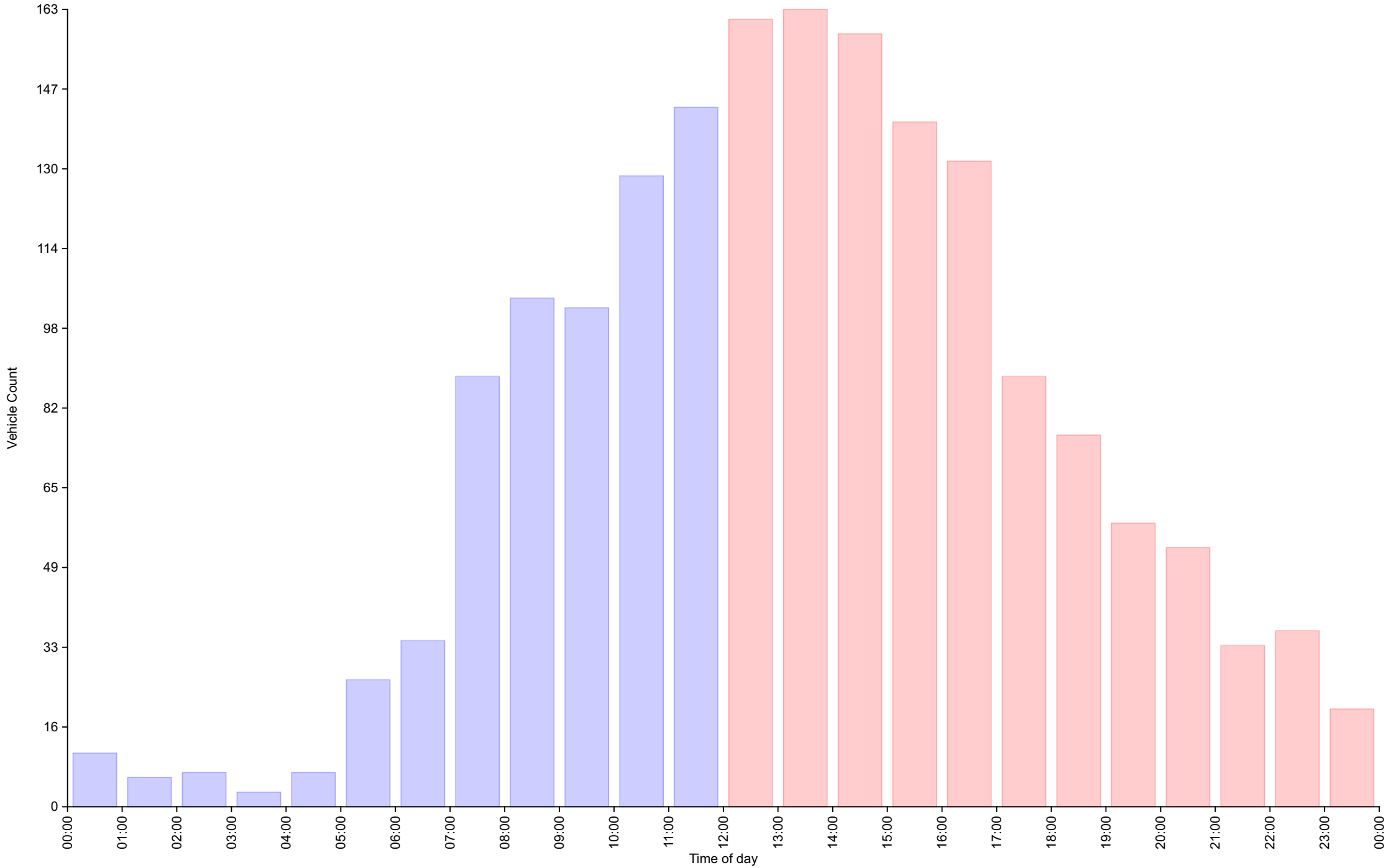
Time of day

Total Vehicles : 1778
 30th Percentile : 28.5 MPH
 50th Percentile : 30.1 MPH
 85th Percentile : 34.0 MPH
 95th Percentile : 37.4 MPH
 Average Speed : 31.0 MPH
 Highest Speed : 51.9 MPH
 Total Over Speed Limit : 63.0 % (1121 / 1778)

Vehicle Counts By Hour

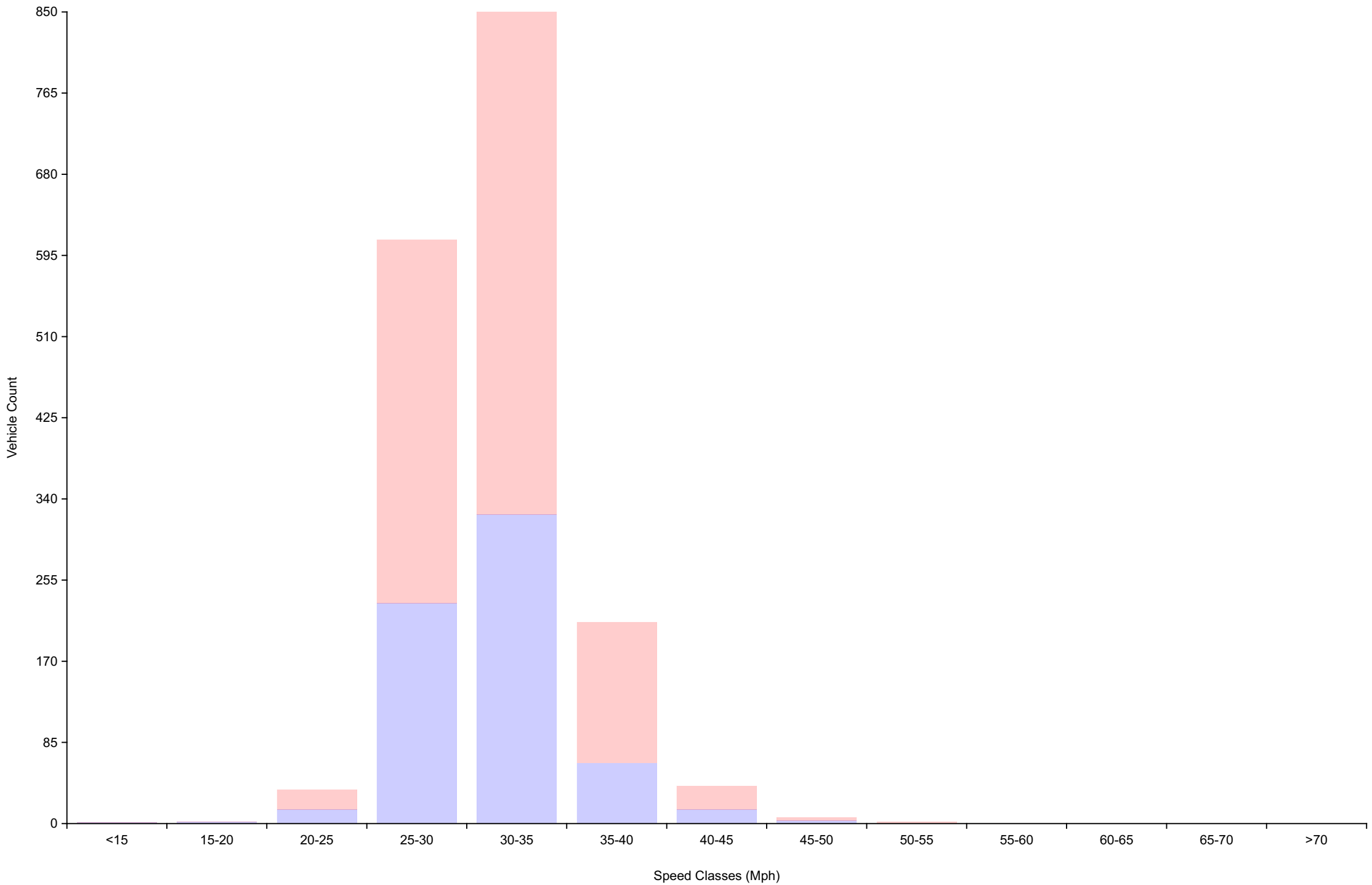
Daily Overview for Tue Dec 24 2024

(60 Minute Resolution)



Vehicle Counts By Speed Class

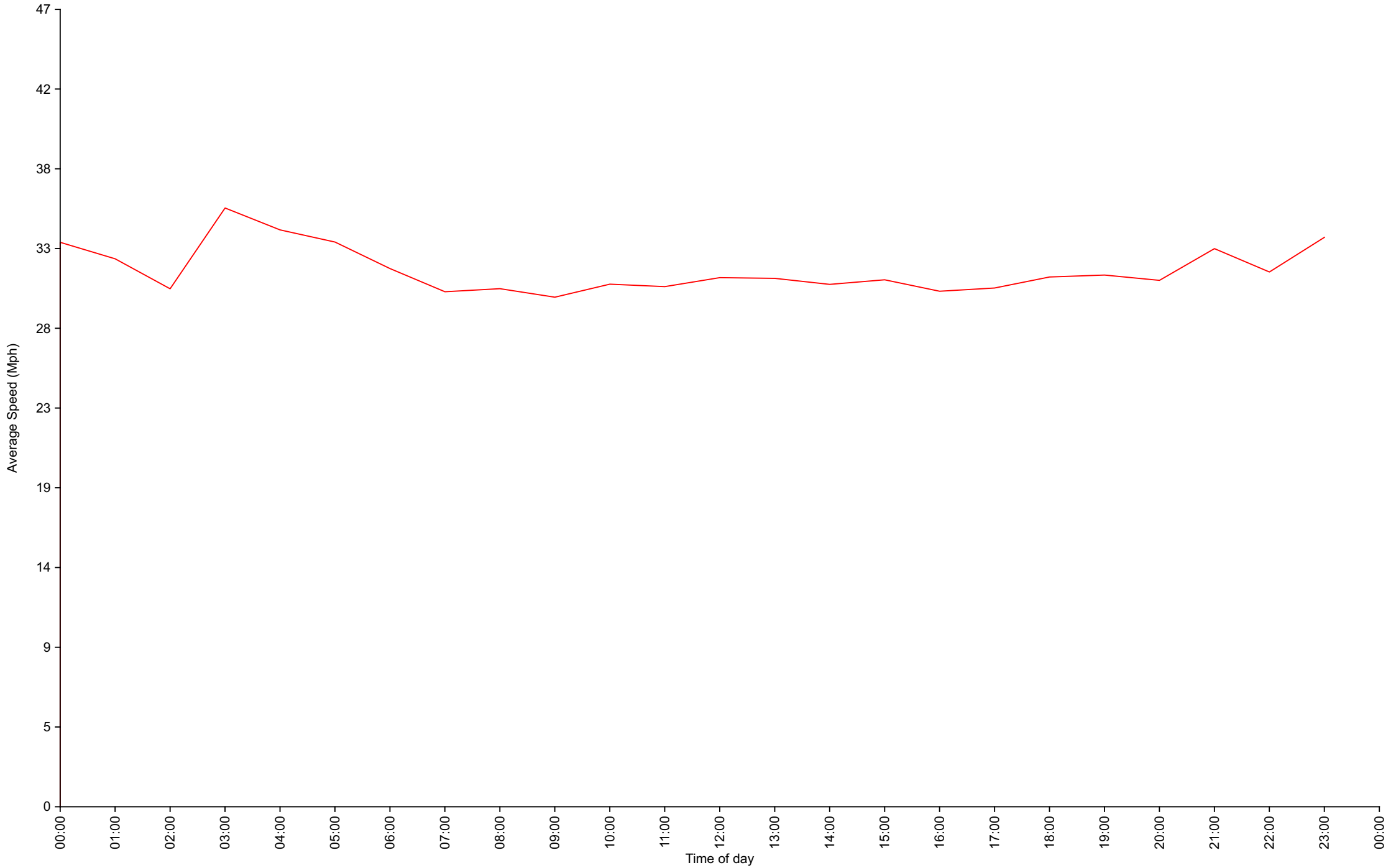
Daily Overview for Tue Dec 24 2024



Average Speed By Hour

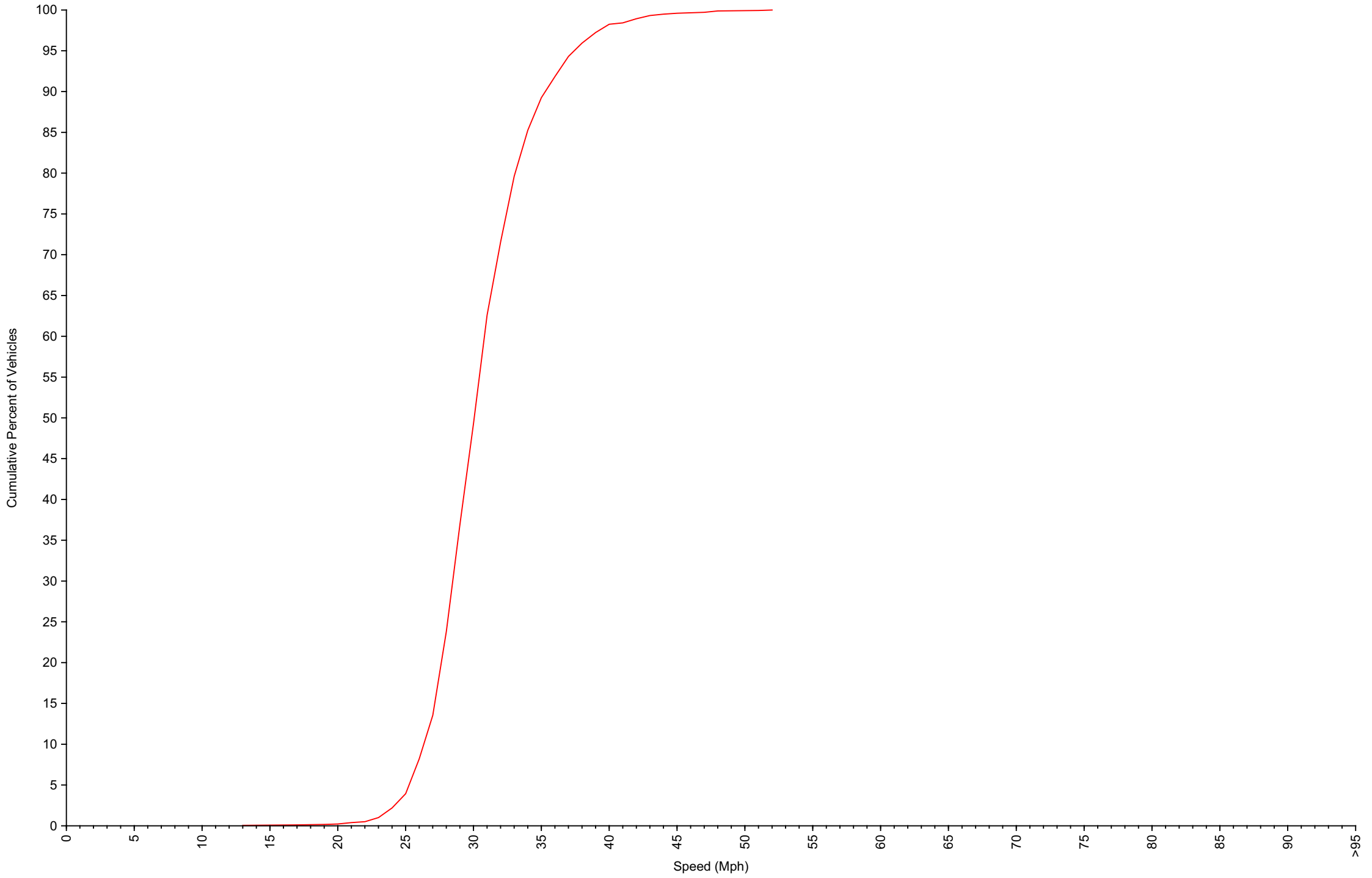
Daily Overview for Tue Dec 24 2024

(60 Minute Resolution)



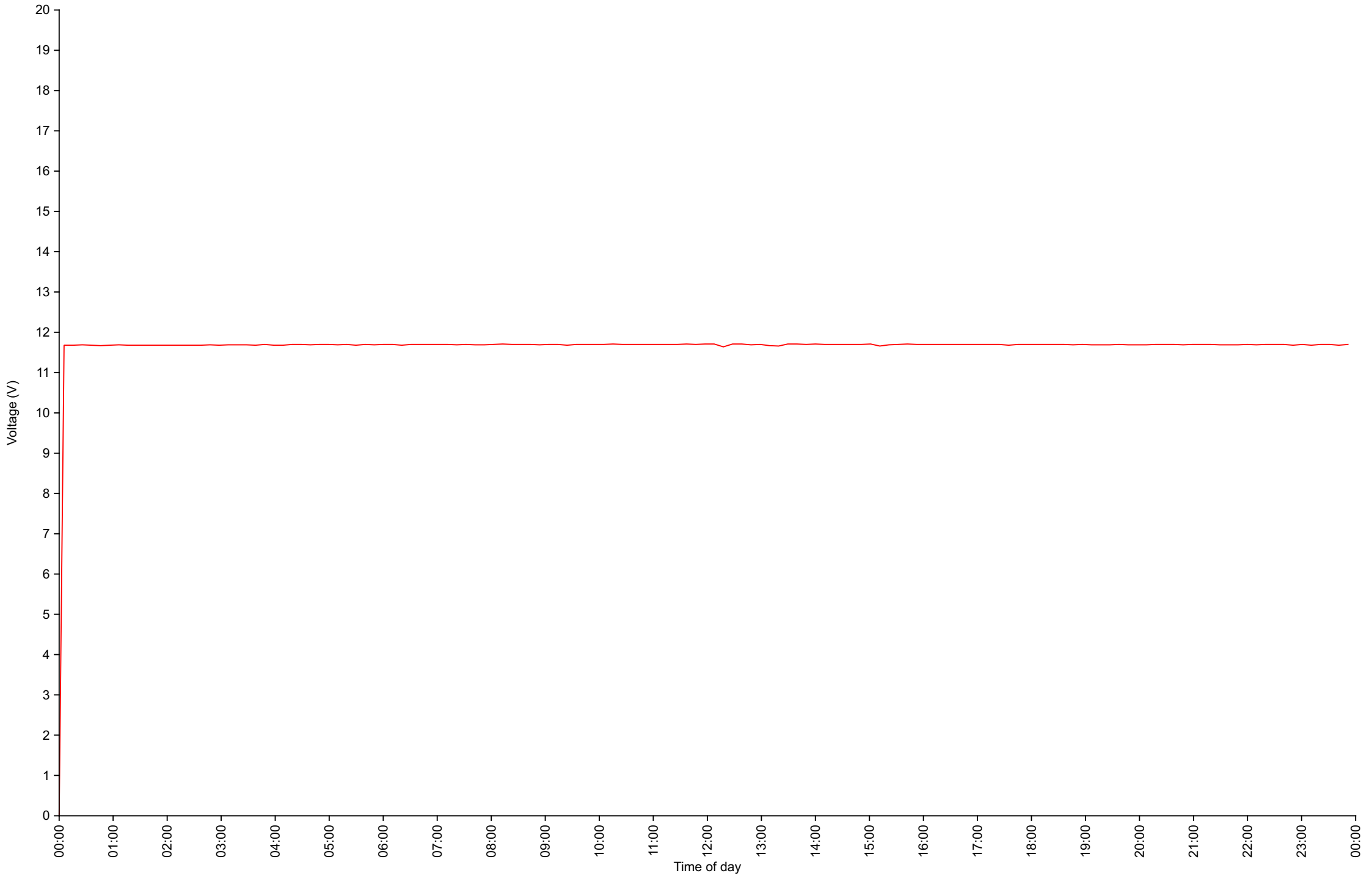
Cumulative Speed Distribution Curve

Daily Overview for Tue Dec 24 2024



Voltage

Daily Overview for Tue Dec 24 2024



Traffic Report - York Road

Daily Overview for Wed Dec 25 2024

Vehicle Speed Classes (Mph)

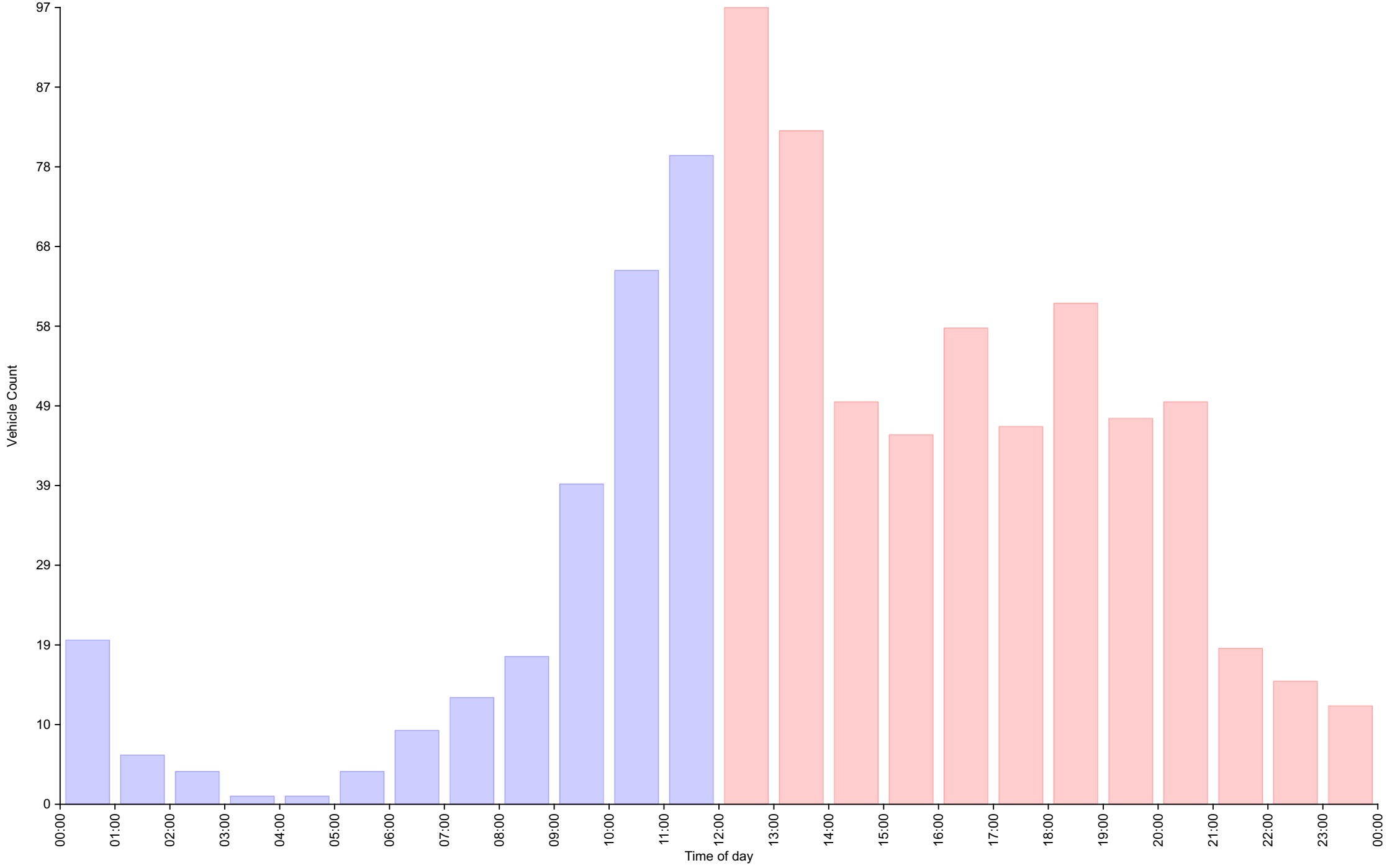
	<15	15 20	20 25	25 30	30 35	35 40	40 45	45 50	50 55	55 60	60 65	65 70	>70	Total	85th Percentile
00:00	0	0	0	4	9	5	2	0	0	0	0	0	0	20	37.5
01:00	0	1	0	1	4	0	0	0	0	0	0	0	0	6	31.3
02:00	0	0	0	0	2	1	1	0	0	0	0	0	0	4	39.0
03:00	0	0	0	0	1	0	0	0	0	0	0	0	0	1	34.3
04:00	0	0	0	1	0	0	0	0	0	0	0	0	0	1	29.0
05:00	0	0	0	2	1	0	1	0	0	0	0	0	0	4	36.4
06:00	0	0	0	3	3	2	0	1	0	0	0	0	0	9	37.9
07:00	0	0	0	6	3	2	2	0	0	0	0	0	0	13	35.2
08:00	0	0	1	9	6	2	0	0	0	0	0	0	0	18	32.3
09:00	0	0	0	13	19	7	0	0	0	0	0	0	0	39	35.1
10:00	0	0	5	14	32	9	5	0	0	0	0	0	0	65	35.2
11:00	0	0	0	29	42	7	1	0	0	0	0	0	0	79	33.0
12:00	0	0	1	31	51	13	1	0	0	0	0	0	0	97	33.9
13:00	0	0	0	19	41	15	7	0	0	0	0	0	0	82	36.4
14:00	0	0	1	14	22	11	1	0	0	0	0	0	0	49	35.7
15:00	0	0	0	15	23	5	2	0	0	0	0	0	0	45	34.1
16:00	0	0	0	21	29	7	1	0	0	0	0	0	0	58	33.9
17:00	0	0	0	19	19	5	3	0	0	0	0	0	0	46	34.3
18:00	0	0	2	16	26	12	3	2	0	0	0	0	0	61	36.4
19:00	0	0	0	16	23	5	1	2	0	0	0	0	0	47	35.0
20:00	0	0	0	20	19	6	4	0	0	0	0	0	0	49	35.8
21:00	0	0	1	6	10	2	0	0	0	0	0	0	0	19	32.6
22:00	0	0	0	2	7	3	2	0	1	0	0	0	0	15	40.5
23:00	0	0	0	5	6	1	0	0	0	0	0	0	0	12	33.2
AM Total	0	1	6	82	122	35	12	1	0	0	0	0	0		
PM Total	0	0	5	184	276	85	25	4	1	0	0	0	0		
Total	0	1	11	266	398	120	37	5	1	0	0	0	0		
Percent	0.00%	0.12%	1.31%	31.70%	47.44%	14.30%	4.41%	0.60%	0.12%	0.00%	0.00%	0.00%	0.00%		

Time of day

Total Vehicles : 839
 30th Percentile : 28.7 MPH
 50th Percentile : 30.5 MPH
 85th Percentile : 35.0 MPH
 95th Percentile : 39.1 MPH
 Average Speed : 31.6 MPH
 Highest Speed : 49.9 MPH
 Total Over Speed Limit : 66.9 % (561 / 839)

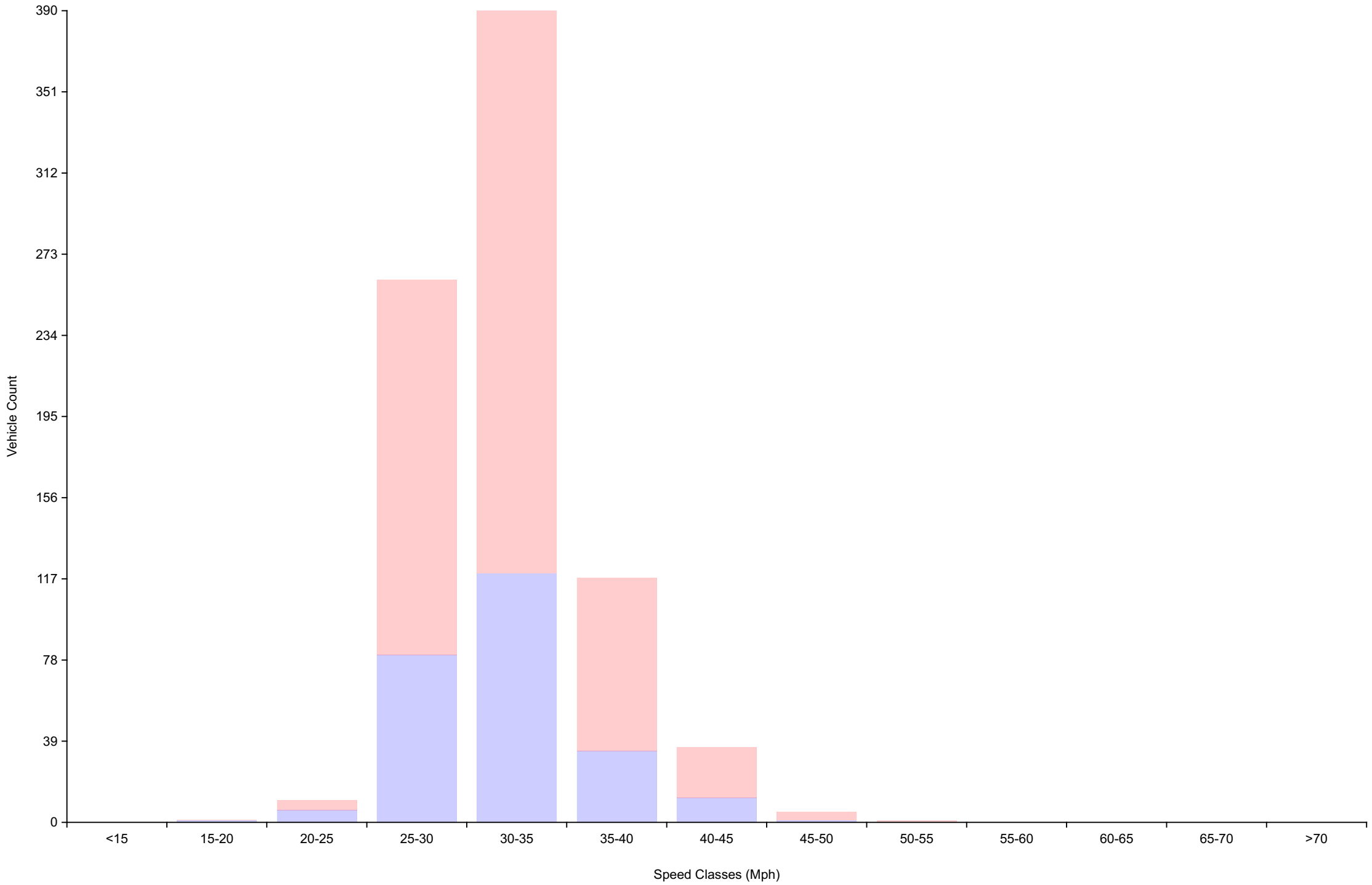
Vehicle Counts By Hour

Daily Overview for Wed Dec 25 2024
(60 Minute Resolution)



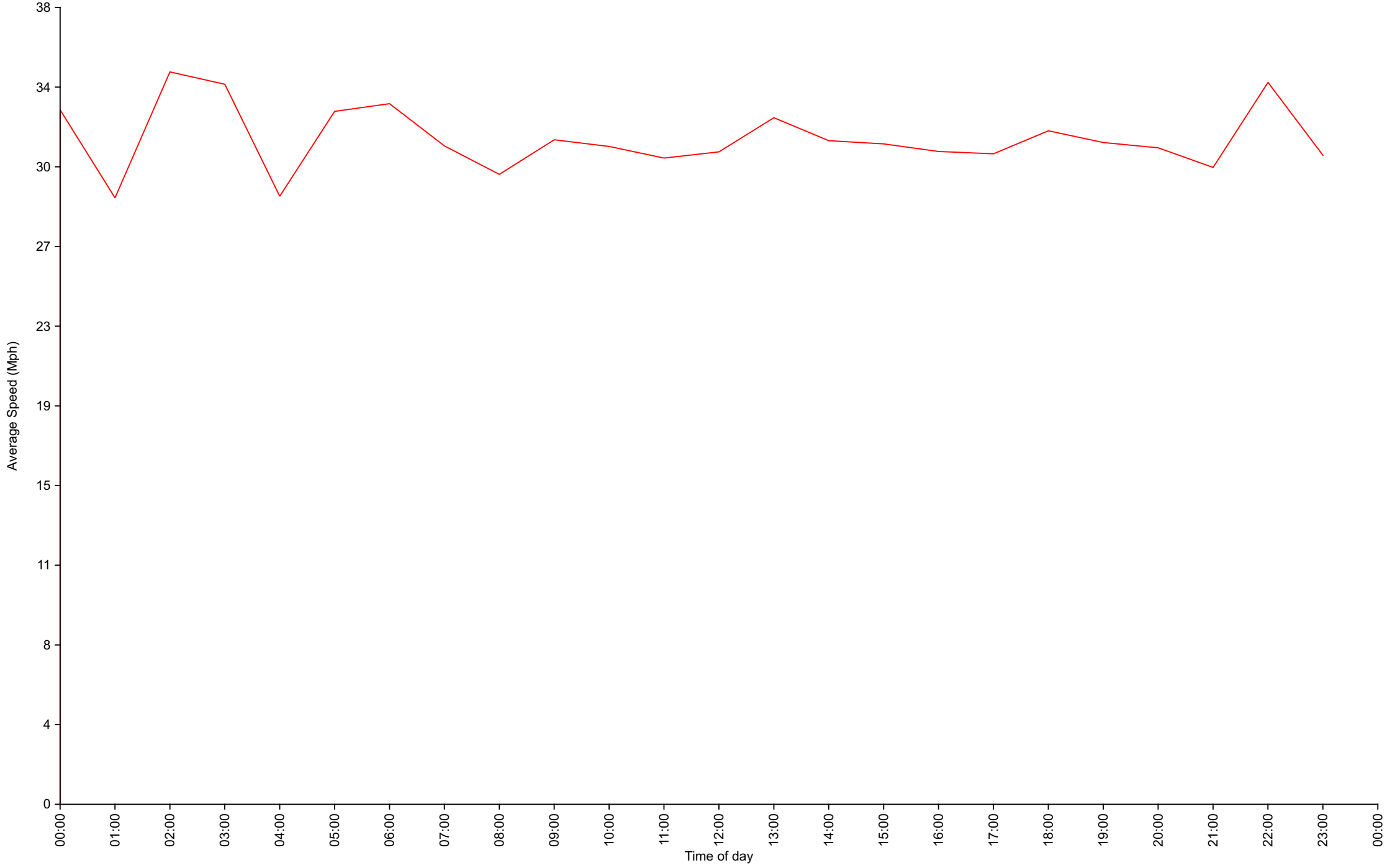
Vehicle Counts By Speed Class

Daily Overview for Wed Dec 25 2024



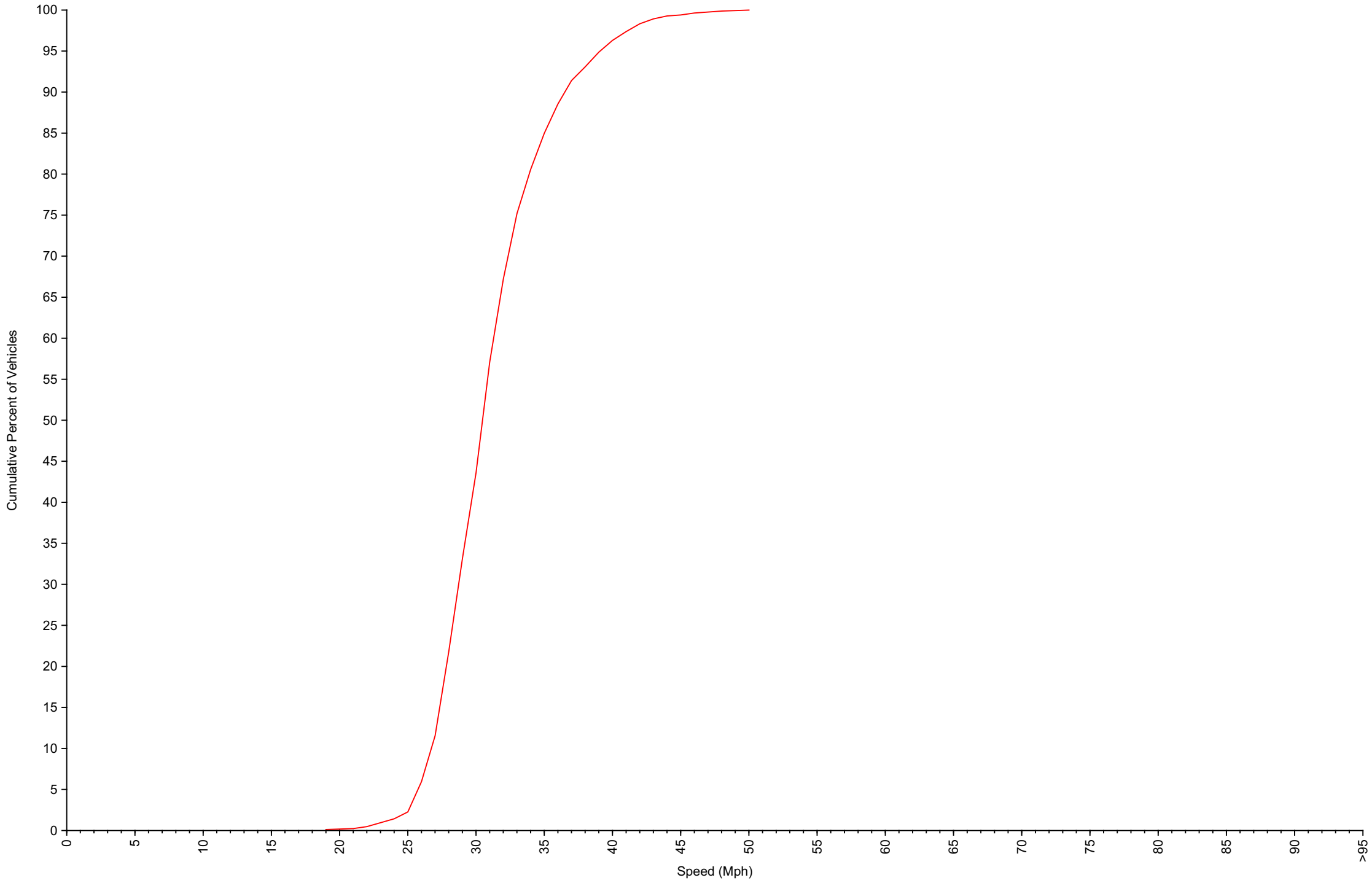
Average Speed By Hour

Daily Overview for Wed Dec 25 2024
(60 Minute Resolution)



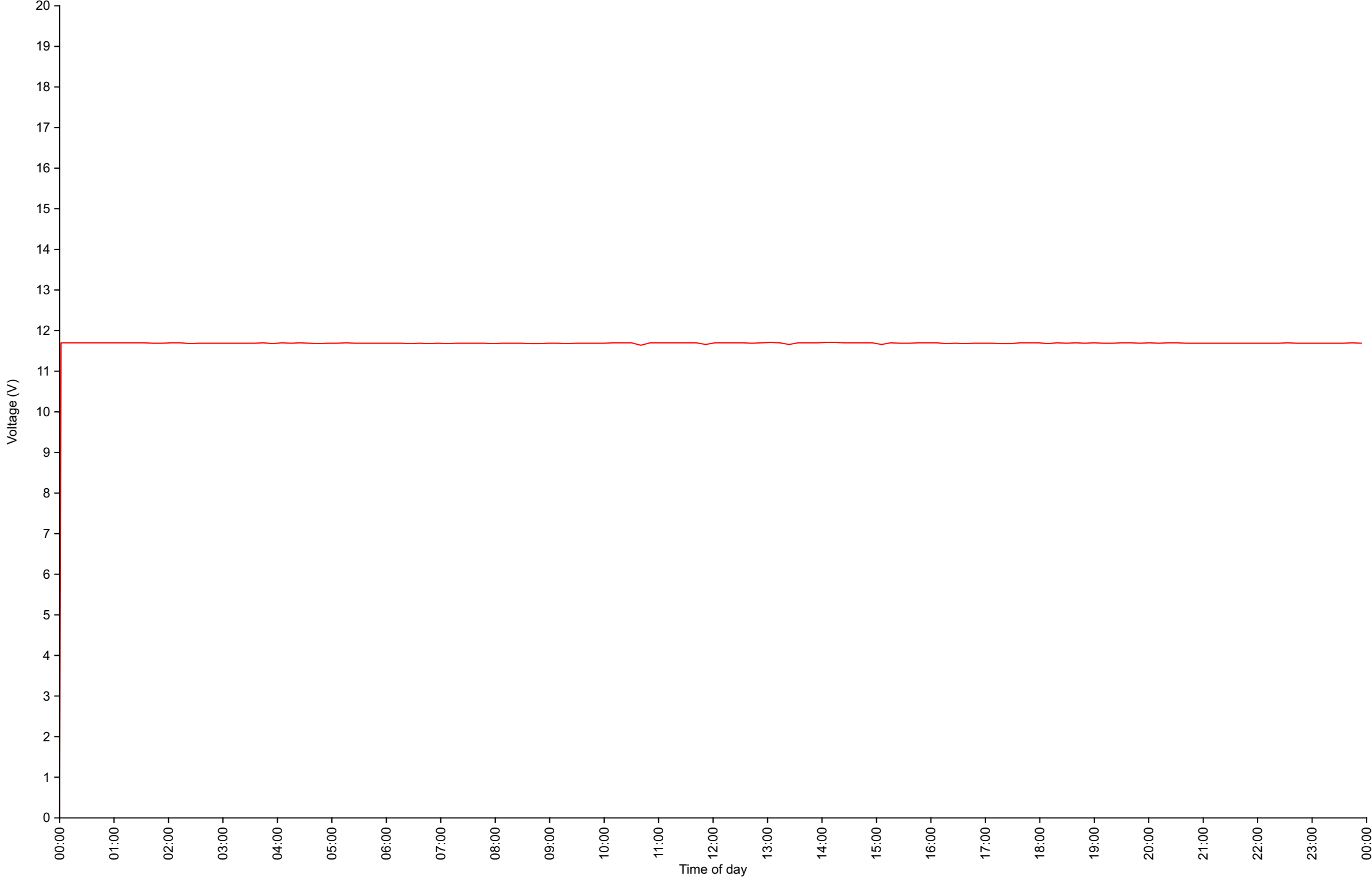
Cumulative Speed Distribution Curve

Daily Overview for Wed Dec 25 2024



Voltage

Daily Overview for Wed Dec 25 2024



Traffic Report - York Road

Daily Overview for Thu Dec 26 2024

Vehicle Speed Classes (Mph)

	<15	15 20	20 25	25 30	30 35	35 40	40 45	45 50	50 55	55 60	60 65	65 70	>70	Total	85th Percentile
00:00	0	0	0	4	3	1	1	0	0	0	0	0	0	9	36.3
01:00	0	0	0	0	3	1	1	0	0	0	0	0	0	5	38.3
02:00	0	0	0	1	0	0	0	0	0	0	0	0	0	1	28.5
03:00	0	0	0	0	1	0	1	0	0	0	0	0	0	2	37.9
04:00	0	0	0	1	0	0	0	0	0	0	0	0	0	1	27.6
05:00	0	0	0	0	2	1	0	0	0	0	0	0	0	3	35.3
06:00	0	0	0	2	6	3	0	0	0	0	0	0	0	11	35.4
07:00	0	0	3	10	7	2	0	1	0	0	0	0	0	23	33.6
08:00	0	0	0	4	8	2	1	0	0	0	0	0	0	15	34.3
09:00	0	0	1	19	19	7	3	0	0	0	0	0	0	49	35.8
10:00	0	1	1	36	46	13	1	2	0	0	0	0	0	100	34.5
11:00	0	1	1	22	64	11	2	0	0	0	0	0	0	101	33.7
12:00	0	0	1	24	53	14	3	0	0	0	0	0	0	95	35.1
13:00	0	0	1	23	48	18	4	0	0	0	0	0	0	94	35.6
14:00	0	0	0	33	63	18	1	1	0	0	0	0	0	116	34.5
15:00	1	0	1	31	46	19	3	0	0	0	0	0	0	101	35.6
16:00	0	0	3	32	42	15	2	1	0	0	0	0	0	95	34.9
17:00	0	0	0	17	49	12	3	0	0	0	0	0	0	81	34.7
18:00	0	0	1	20	37	9	3	3	0	0	0	0	0	73	35.8
19:00	0	0	1	23	20	3	2	1	1	0	0	0	0	51	33.7
20:00	0	0	0	10	28	6	1	3	0	0	0	0	0	48	35.4
21:00	0	0	1	5	19	8	2	0	0	0	0	0	0	35	35.9
22:00	0	0	0	9	7	2	1	1	0	0	1	0	0	21	35.9
23:00	0	0	0	4	9	3	2	2	0	0	0	0	0	20	42.0
AM Total	0	2	6	99	159	41	10	3	0	0	0	0	0		
PM Total	1	0	9	231	421	127	27	12	1	0	1	0	0		
Total	1	2	15	330	580	168	37	15	1	0	1	0	0		
Percent	0.09%	0.17%	1.30%	28.70%	50.43%	14.61%	3.22%	1.30%	0.09%	0.00%	0.09%	0.00%	0.00%		

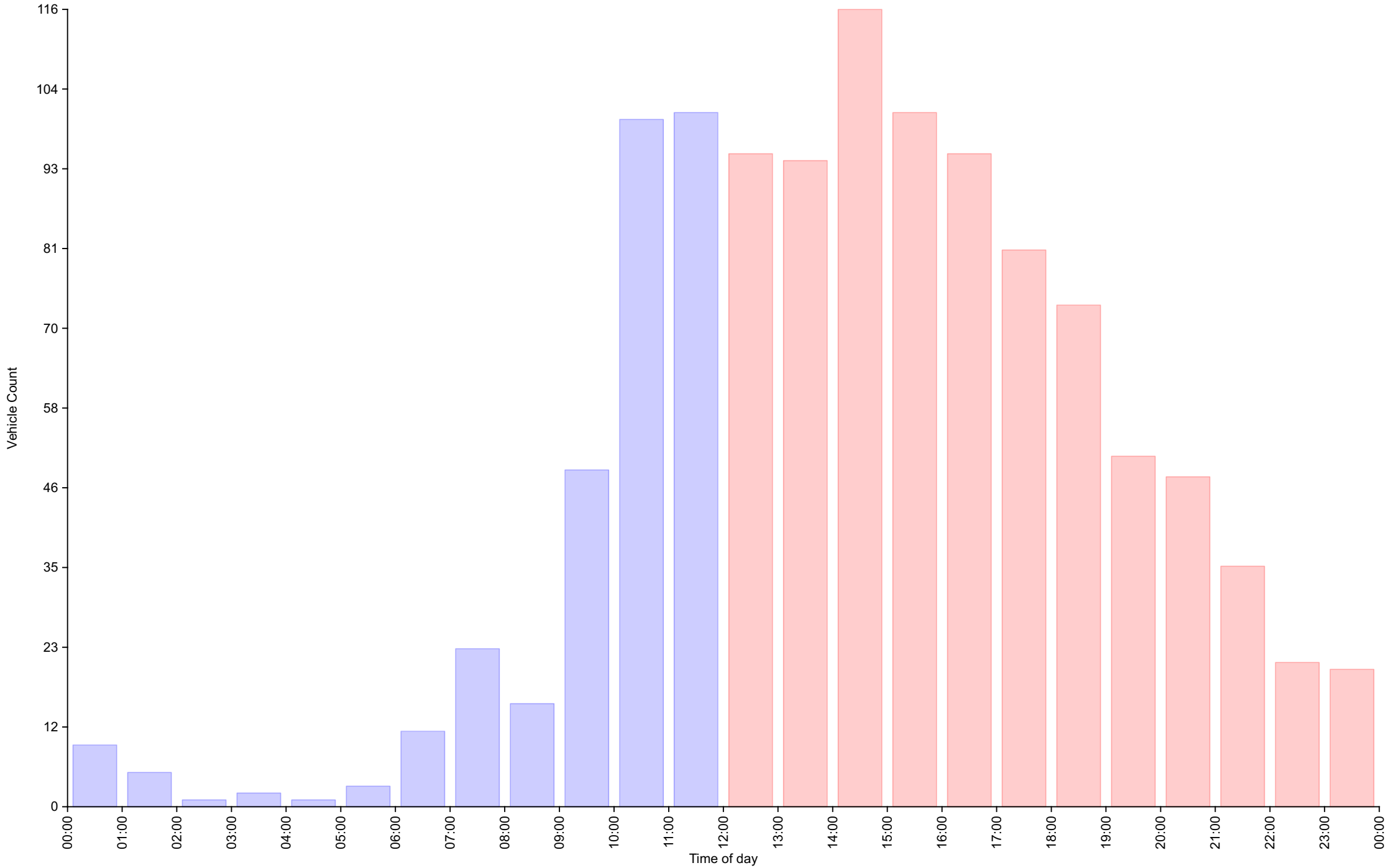
Time of day

Total Vehicles : 1150
 30th Percentile : 29.0 MPH
 50th Percentile : 30.6 MPH
 85th Percentile : 35.1 MPH
 95th Percentile : 38.7 MPH
 Average Speed : 31.7 MPH
 Highest Speed : 62.2 MPH
 Total Over Speed Limit : 69.7 % (802 / 1150)

Vehicle Counts By Hour

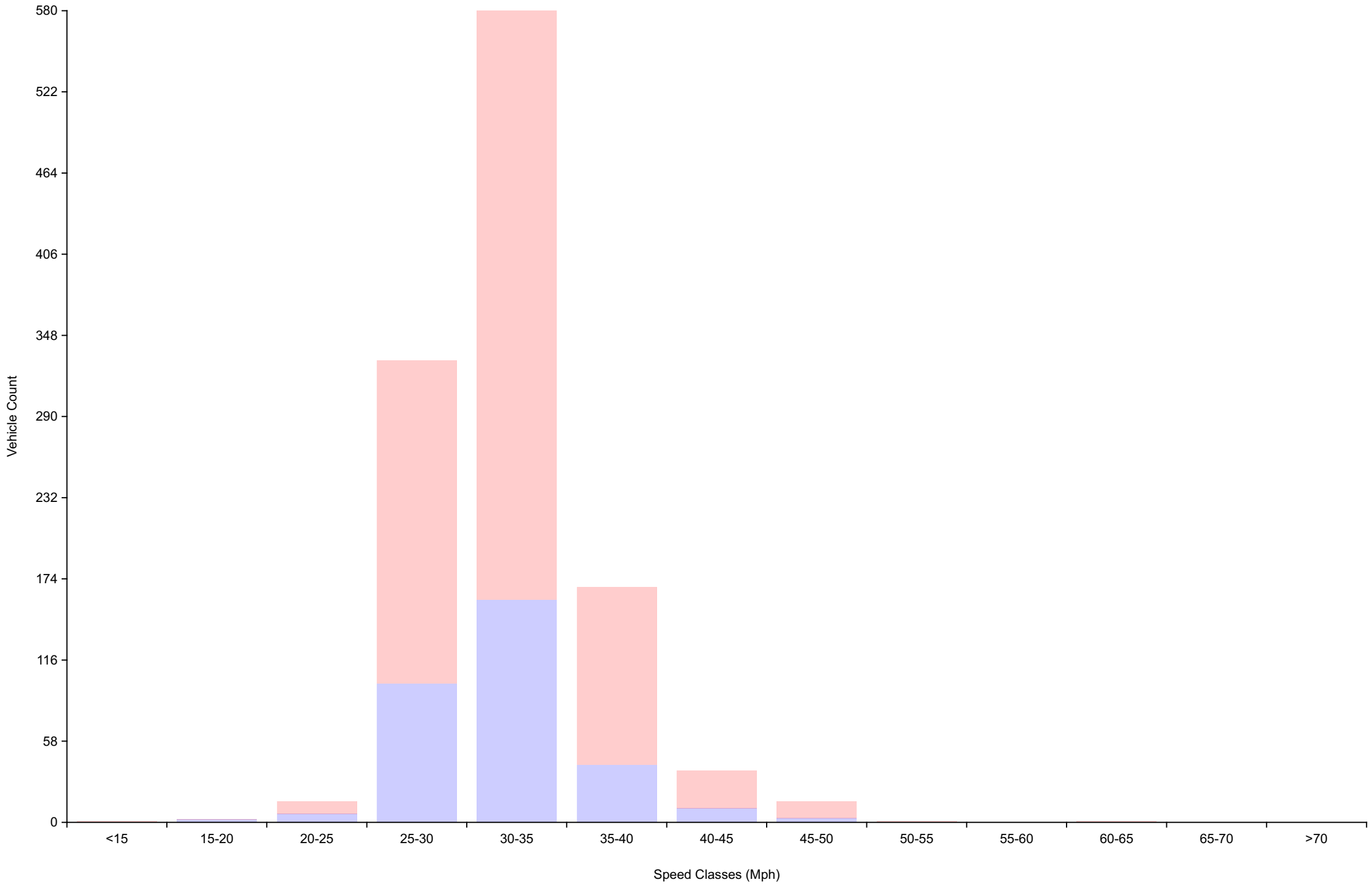
Daily Overview for Thu Dec 26 2024

(60 Minute Resolution)



Vehicle Counts By Speed Class

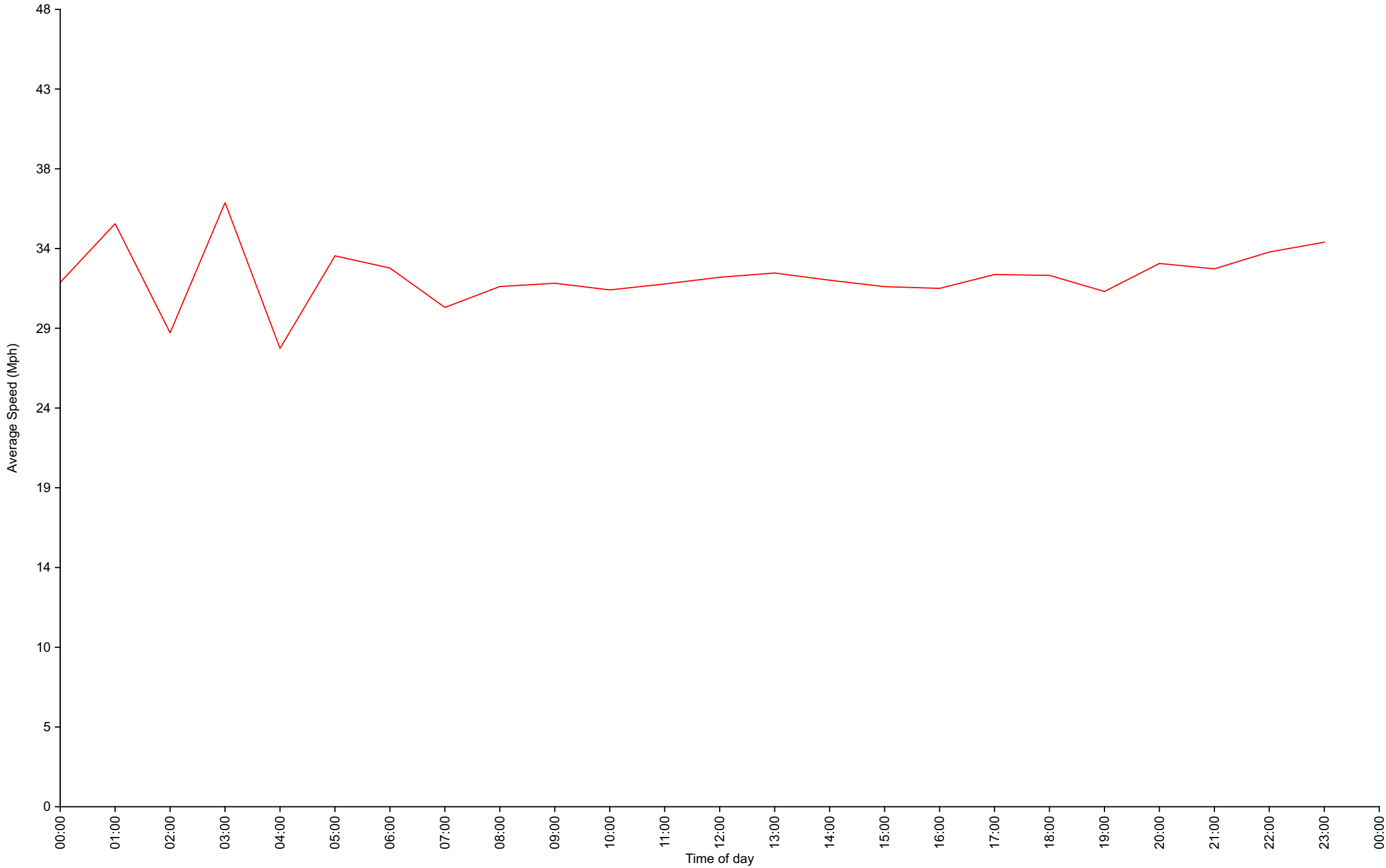
Daily Overview for Thu Dec 26 2024



Average Speed By Hour

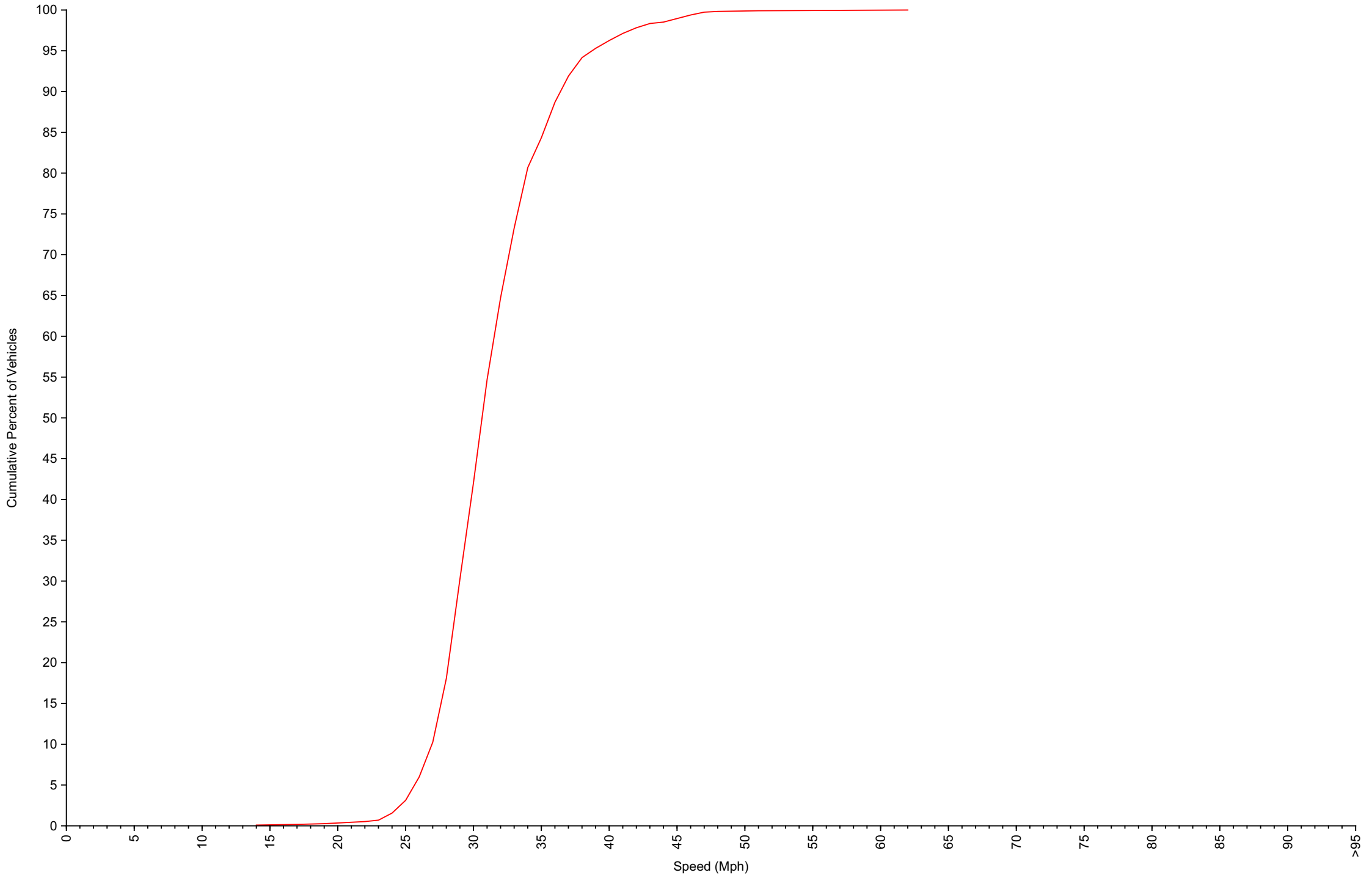
Daily Overview for Thu Dec 26 2024

(60 Minute Resolution)



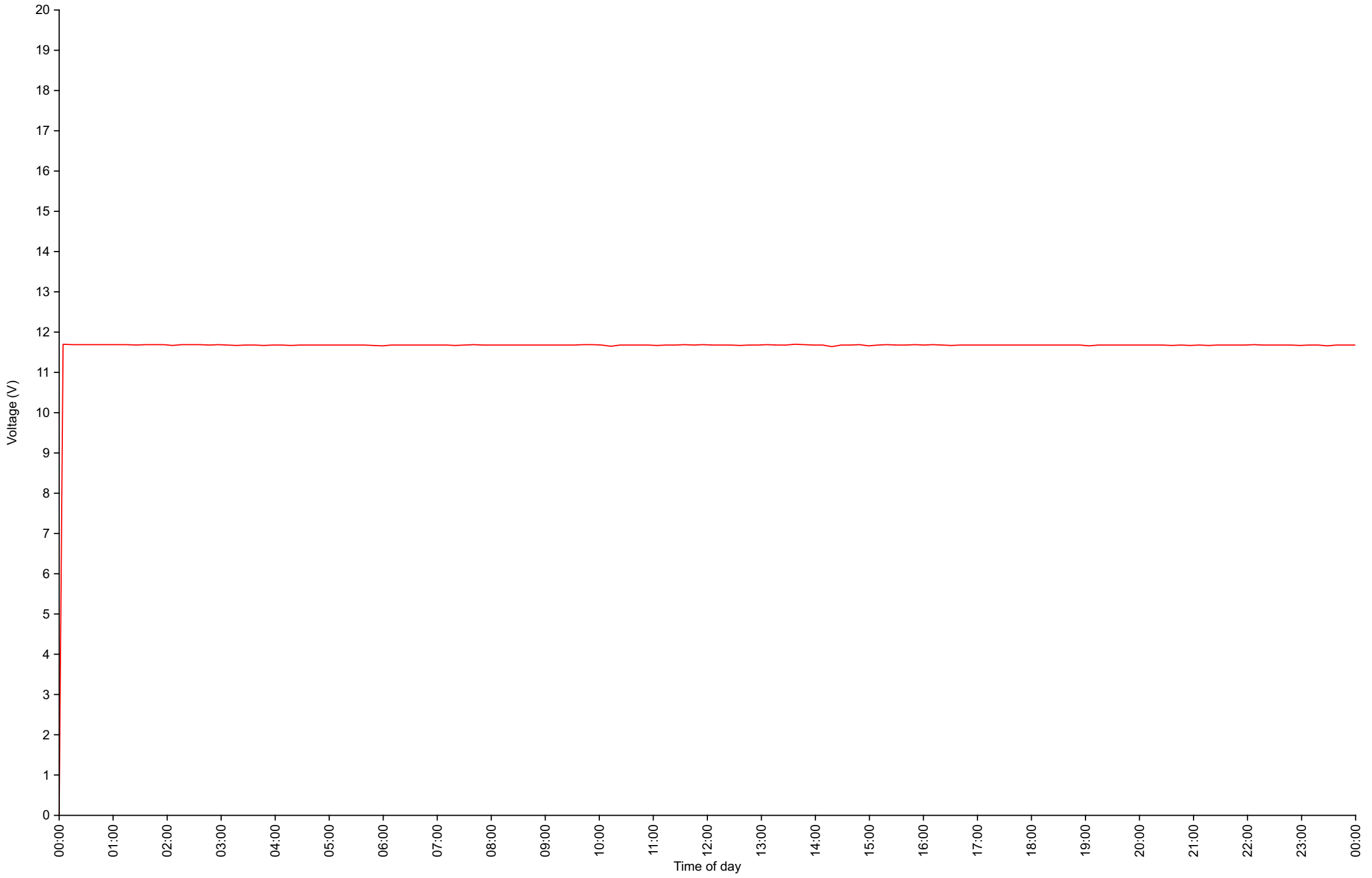
Cumulative Speed Distribution Curve

Daily Overview for Thu Dec 26 2024



Voltage

Daily Overview for Thu Dec 26 2024



Traffic Report - York Road

Daily Overview for Fri Dec 27 2024

Vehicle Speed Classes (Mph)

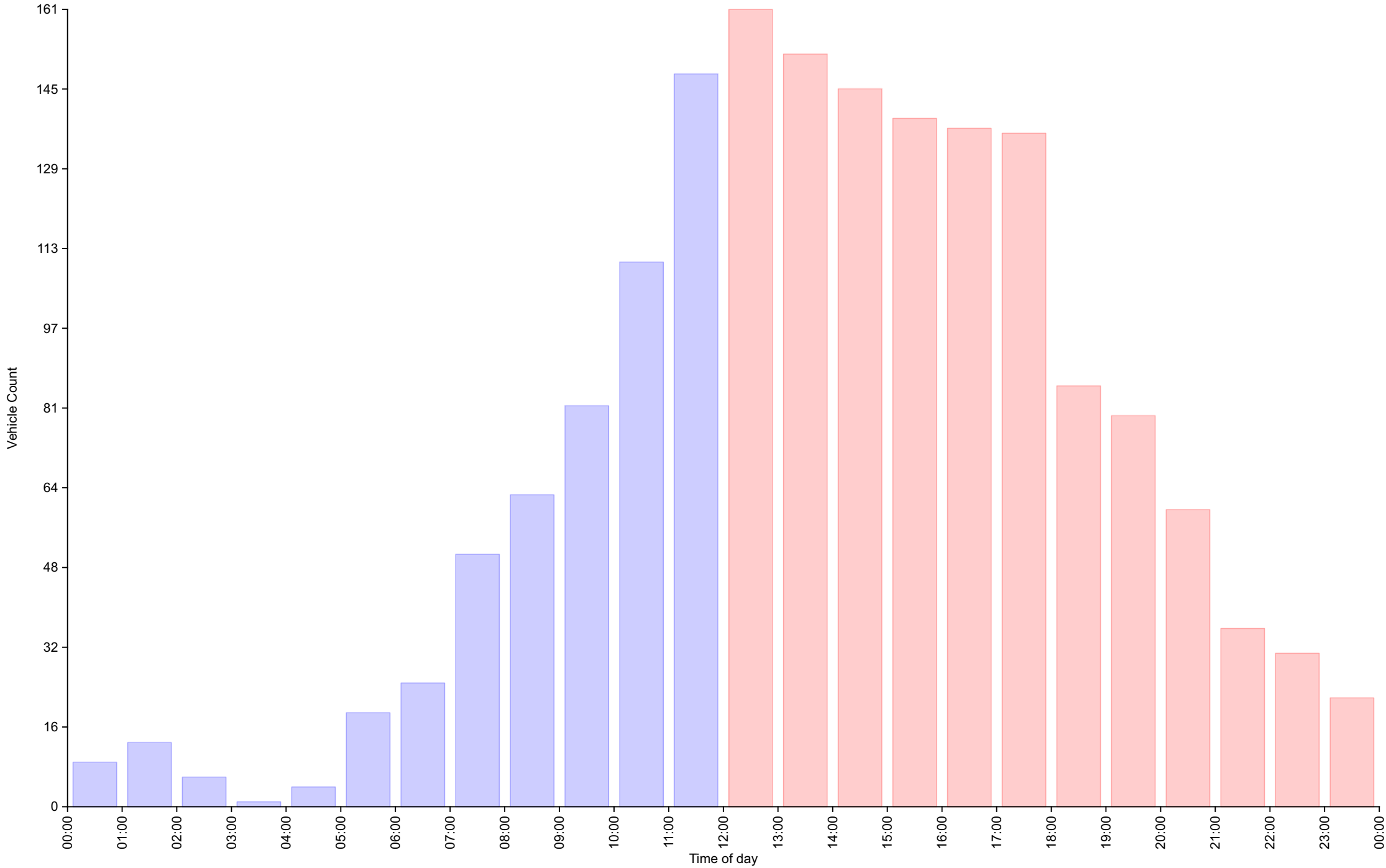
	<15	15 20	20 25	25 30	30 35	35 40	40 45	45 50	50 55	55 60	60 65	65 70	>70	Total	85th Percentile
00:00	0	0	0	2	3	3	0	0	1	0	0	0	0	9	38.6
01:00	0	0	0	0	6	2	5	0	0	0	0	0	0	13	42.0
02:00	0	0	0	0	1	2	2	0	1	0	0	0	0	6	42.0
03:00	0	0	0	0	0	1	0	0	0	0	0	0	0	1	36.0
04:00	0	0	0	0	2	1	1	0	0	0	0	0	0	4	39.6
05:00	0	0	2	3	4	5	3	2	0	0	0	0	0	19	42.2
06:00	0	0	0	9	13	1	2	0	0	0	0	0	0	25	33.3
07:00	0	0	0	14	27	7	2	1	0	0	0	0	0	51	35.4
08:00	0	0	0	31	25	5	1	1	0	0	0	0	0	63	33.4
09:00	0	0	3	30	34	13	1	0	0	0	0	0	0	81	34.5
10:00	0	0	3	53	43	9	2	0	0	0	0	0	0	110	32.0
11:00	0	0	5	59	56	23	5	0	0	0	0	0	0	148	34.7
12:00	0	0	2	55	87	15	1	1	0	0	0	0	0	161	33.4
13:00	0	0	1	54	70	21	6	0	0	0	0	0	0	152	34.8
14:00	0	0	0	40	73	27	5	0	0	0	0	0	0	145	35.3
15:00	0	1	6	31	85	14	2	0	0	0	0	0	0	139	33.5
16:00	0	0	3	50	64	17	3	0	0	0	0	0	0	137	33.9
17:00	0	0	2	50	67	15	2	0	0	0	0	0	0	136	33.6
18:00	0	1	1	25	44	11	3	0	0	0	0	0	0	85	34.2
19:00	0	1	1	20	42	10	5	0	0	0	0	0	0	79	35.0
20:00	0	0	0	21	29	7	2	0	1	0	0	0	0	60	34.2
21:00	0	0	0	8	22	4	2	0	0	0	0	0	0	36	35.2
22:00	0	0	1	8	18	3	1	0	0	0	0	0	0	31	33.8
23:00	0	0	1	6	11	4	0	0	0	0	0	0	0	22	34.7
AM Total	0	0	13	201	214	72	24	4	2	0	0	0	0		
PM Total	0	3	18	368	612	148	32	1	1	0	0	0	0		
Total	0	3	31	569	826	220	56	5	3	0	0	0	0		
Percent	0.00%	0.18%	1.81%	33.22%	48.22%	12.84%	3.27%	0.29%	0.18%	0.00%	0.00%	0.00%	0.00%		

Time of day

Total Vehicles : 1713
 30th Percentile : 28.6 MPH
 50th Percentile : 30.2 MPH
 85th Percentile : 34.4 MPH
 95th Percentile : 38.0 MPH
 Average Speed : 31.2 MPH
 Highest Speed : 52.4 MPH
 Total Over Speed Limit : 64.8 % (1110 / 1713)

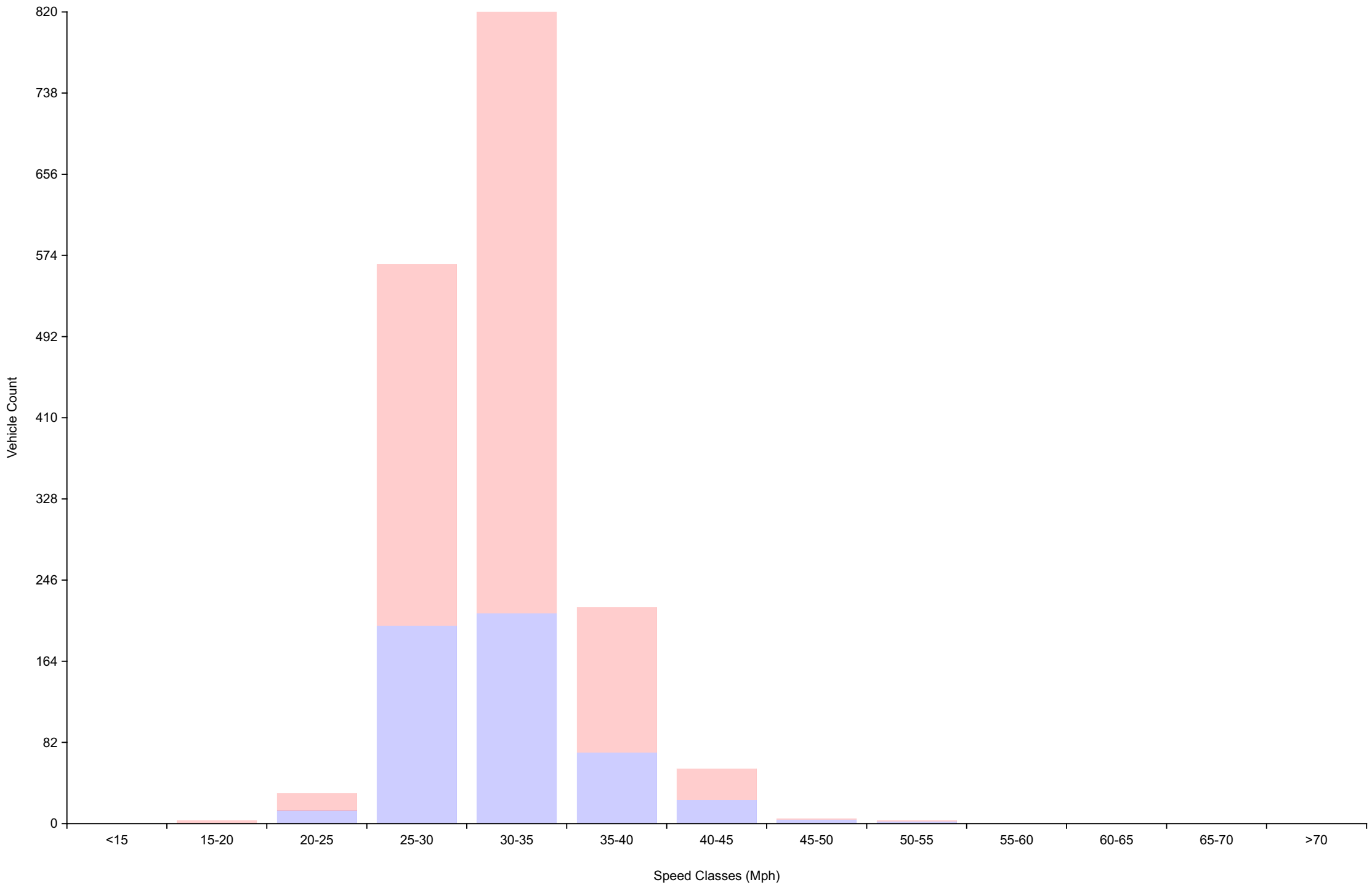
Vehicle Counts By Hour

Daily Overview for Fri Dec 27 2024
(60 Minute Resolution)



Vehicle Counts By Speed Class

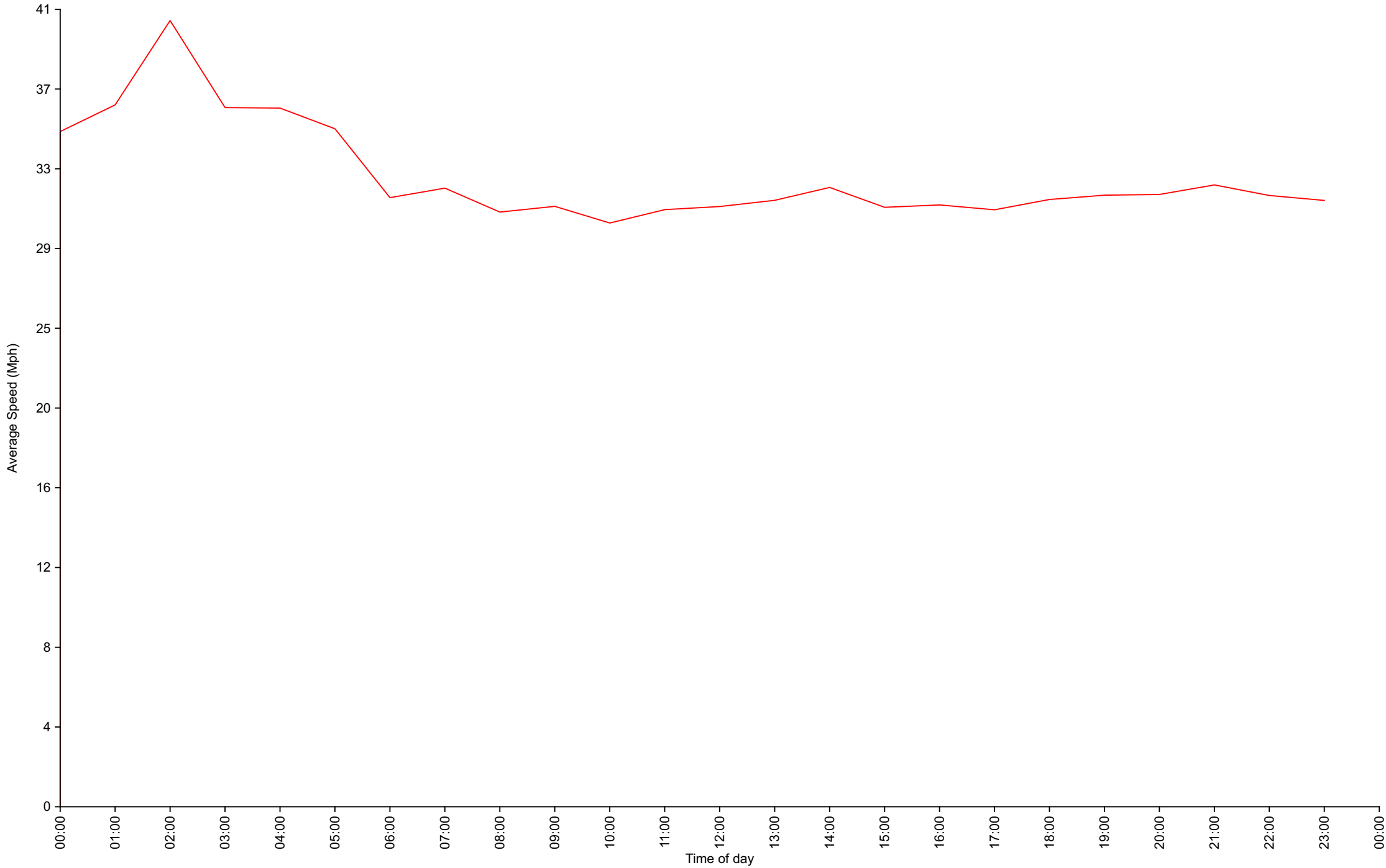
Daily Overview for Fri Dec 27 2024



Average Speed By Hour

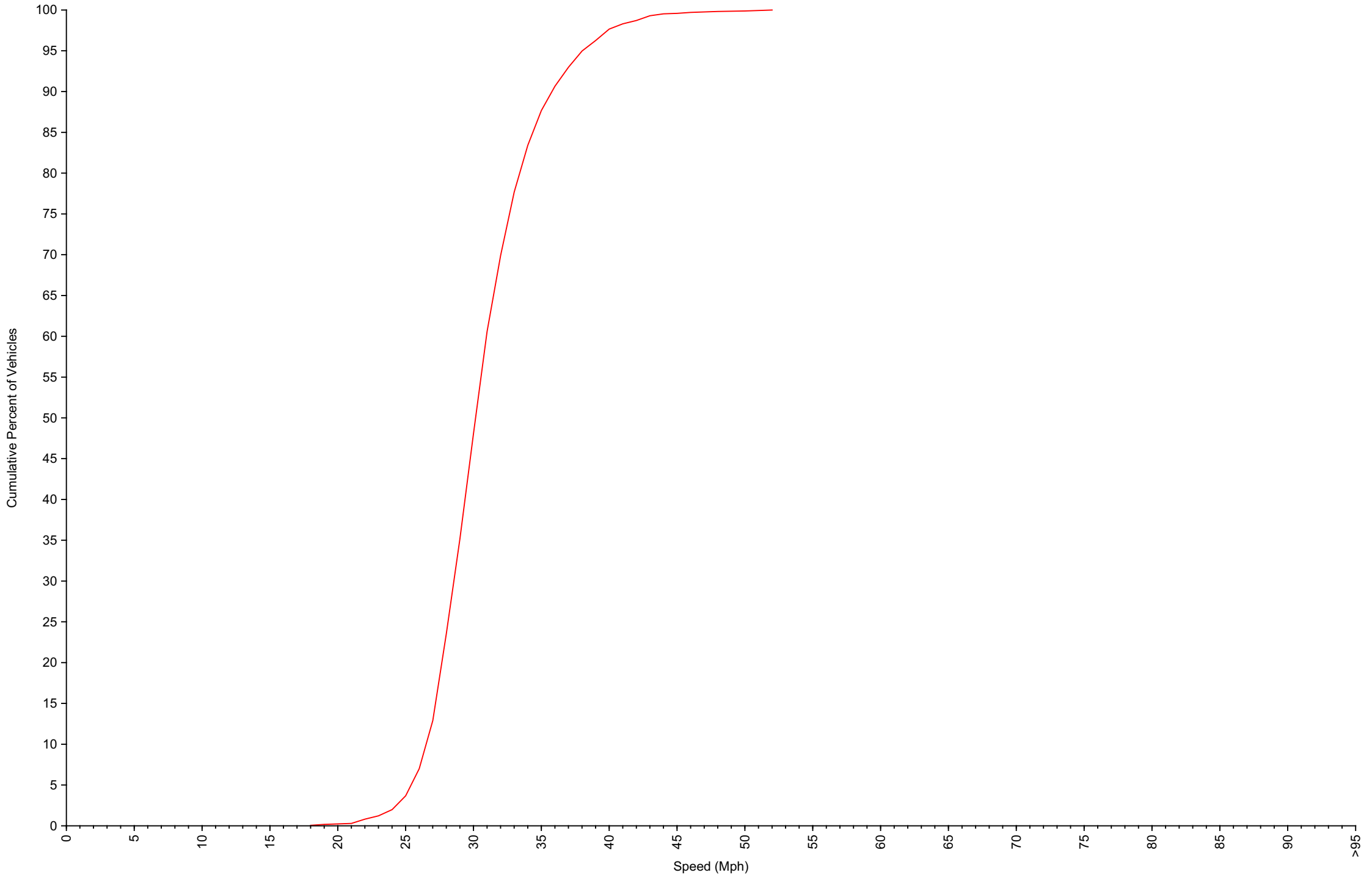
Daily Overview for Fri Dec 27 2024

(60 Minute Resolution)



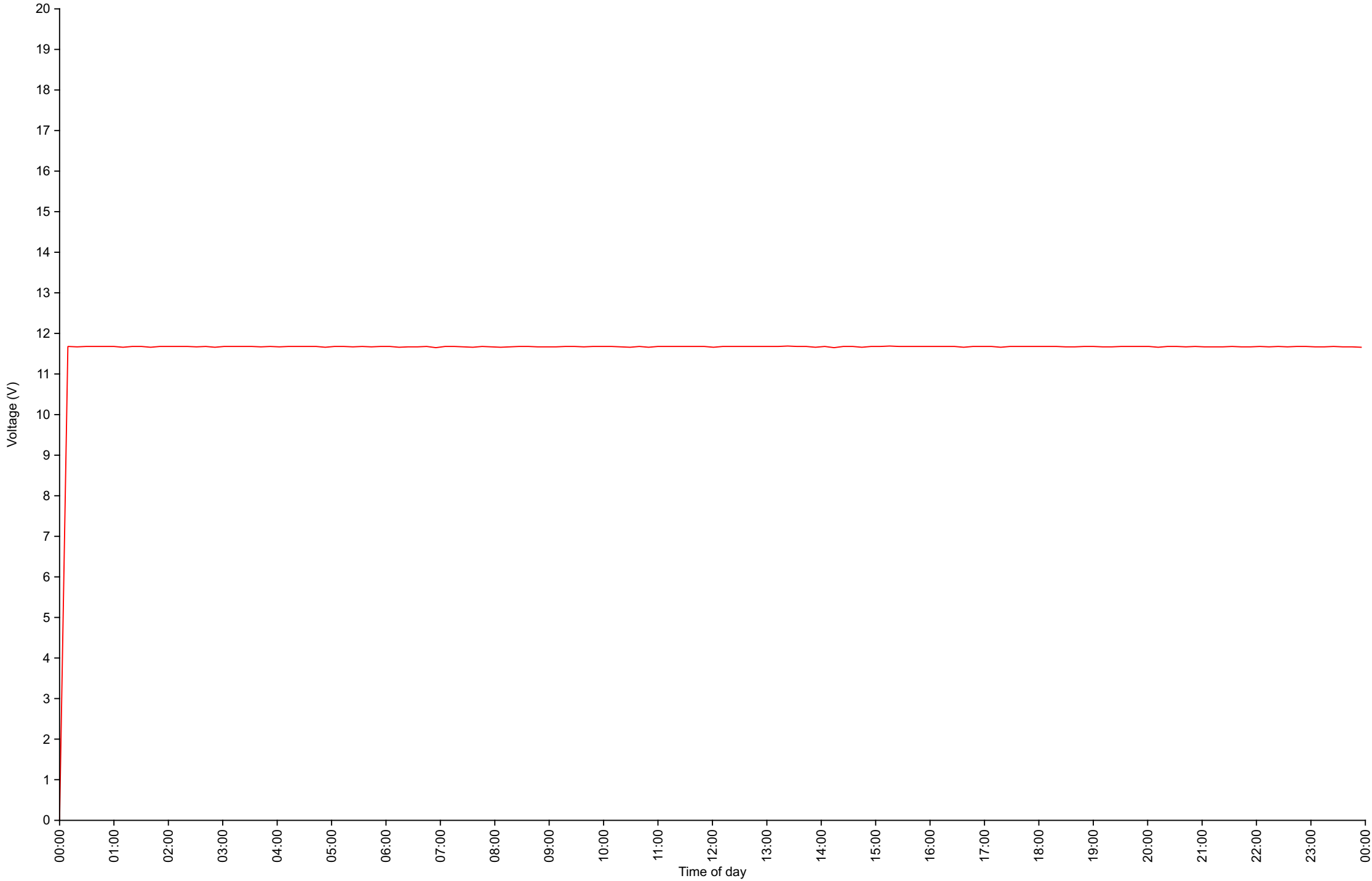
Cumulative Speed Distribution Curve

Daily Overview for Fri Dec 27 2024



Voltage

Daily Overview for Fri Dec 27 2024



Traffic Report - York Road

Daily Overview for Sat Dec 28 2024

Vehicle Speed Classes (Mph)

	<15	15 20	20 25	25 30	30 35	35 40	40 45	45 50	50 55	55 60	60 65	65 70	>70	Total	85th Percentile
00:00	0	0	2	4	3	1	1	1	0	0	0	0	0	12	37.6
01:00	0	0	0	2	4	1	1	0	0	0	0	0	0	8	37.2
02:00	0	0	0	0	3	2	0	0	0	0	0	0	0	5	37.3
03:00	0	0	0	1	2	1	2	0	0	0	0	0	0	6	40.4
04:00	0	0	0	0	0	0	1	0	0	0	0	0	0	1	41.1
05:00	0	0	0	2	8	4	0	0	0	0	0	0	0	14	35.9
06:00	0	0	2	5	7	5	4	0	0	0	0	0	0	23	37.1
07:00	0	0	0	13	18	5	2	1	0	0	0	0	0	39	34.7
08:00	0	0	2	18	20	5	2	0	0	0	0	0	0	47	34.0
09:00	0	0	0	18	32	5	1	0	0	0	0	0	0	56	33.2
10:00	0	1	8	36	50	10	1	0	0	0	0	0	0	106	33.2
11:00	0	1	3	46	56	15	1	0	0	0	0	0	0	122	33.7
12:00	1	1	0	36	68	16	5	0	0	0	0	0	0	127	34.4
13:00	0	0	1	55	62	17	3	0	0	0	0	0	0	138	33.9
14:00	1	0	2	41	77	16	0	1	0	0	0	0	0	138	33.4
15:00	0	0	3	58	75	16	6	0	0	0	0	0	0	158	33.6
16:00	0	0	3	54	52	13	6	1	0	0	0	0	0	129	34.1
17:00	0	0	2	52	79	18	5	1	0	0	0	0	0	157	34.1
18:00	0	1	2	37	85	41	11	4	0	0	0	0	0	181	35.9
19:00	0	0	1	29	52	16	3	5	0	0	0	0	0	106	37.0
20:00	0	0	0	19	28	8	2	1	0	0	0	0	0	58	34.8
21:00	0	1	0	14	18	8	1	2	0	0	0	0	0	44	36.7
22:00	0	0	0	9	21	5	6	1	0	0	0	0	0	42	38.0
23:00	0	0	0	8	8	4	1	0	0	0	0	0	0	21	35.9
AM Total	0	2	17	145	203	54	16	2	0	0	0	0	0		
PM Total	2	3	14	412	625	178	49	16	0	0	0	0	0		
Total	2	5	31	557	828	232	65	18	0	0	0	0	0		
Percent	0.12%	0.29%	1.78%	32.05%	47.64%	13.35%	3.74%	1.04%	0.00%	0.00%	0.00%	0.00%	0.00%		

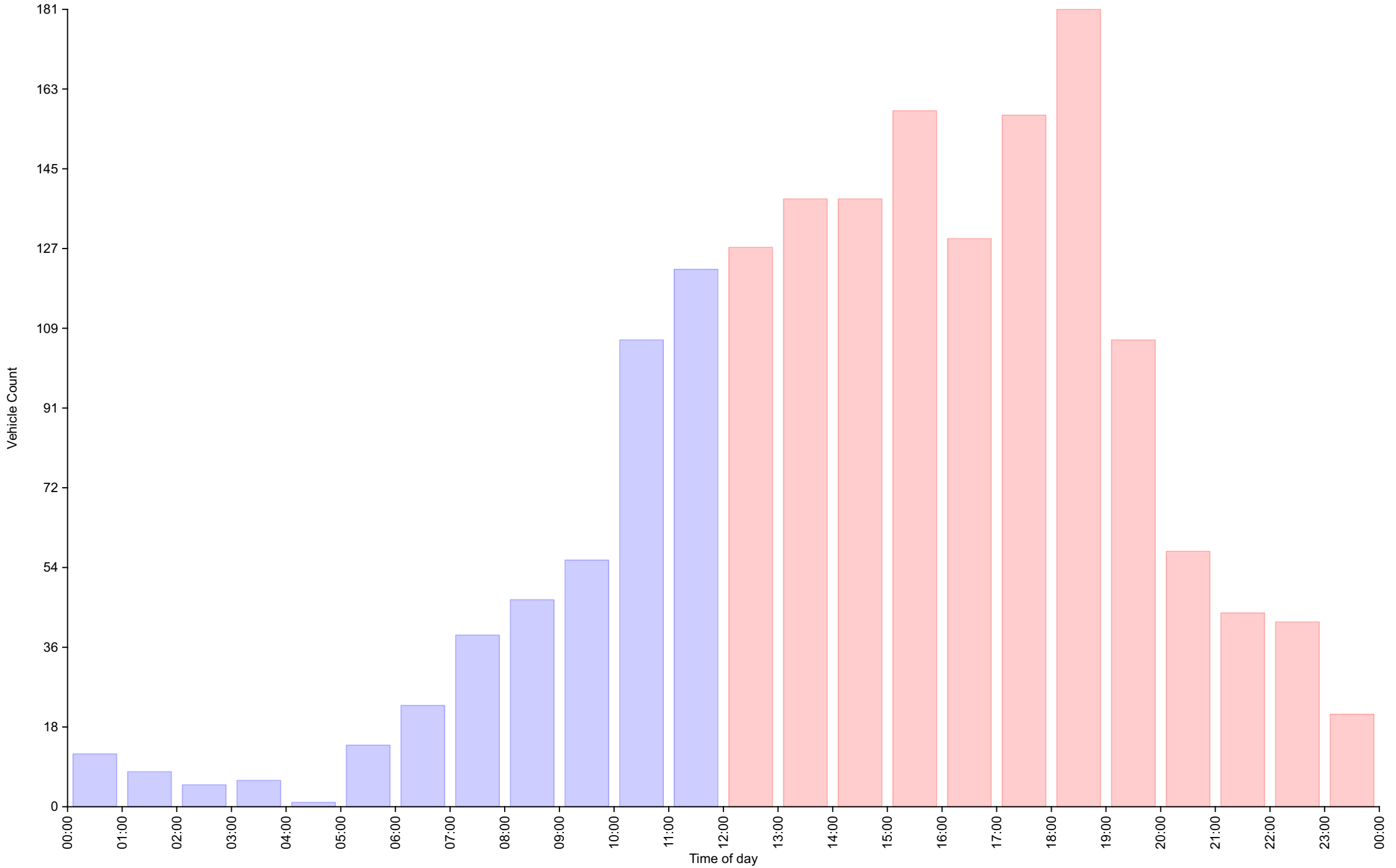
Time of day

Total Vehicles : 1738
 30th Percentile : 28.6 MPH
 50th Percentile : 30.2 MPH
 85th Percentile : 34.7 MPH
 95th Percentile : 38.7 MPH
 Average Speed : 31.3 MPH
 Highest Speed : 48.6 MPH
 Total Over Speed Limit : 65.8 % (1143 / 1738)

Vehicle Counts By Hour

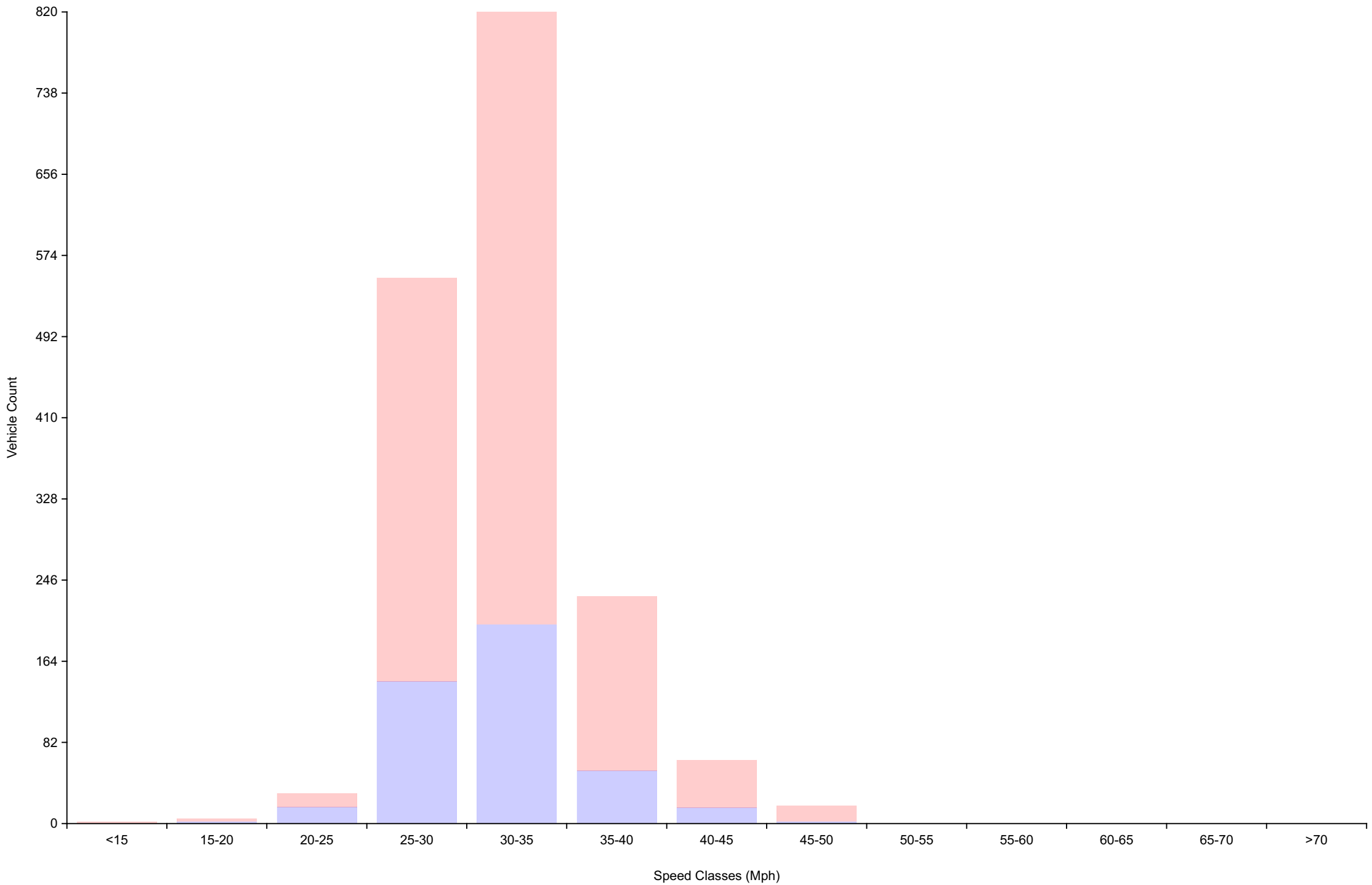
Daily Overview for Sat Dec 28 2024

(60 Minute Resolution)



Vehicle Counts By Speed Class

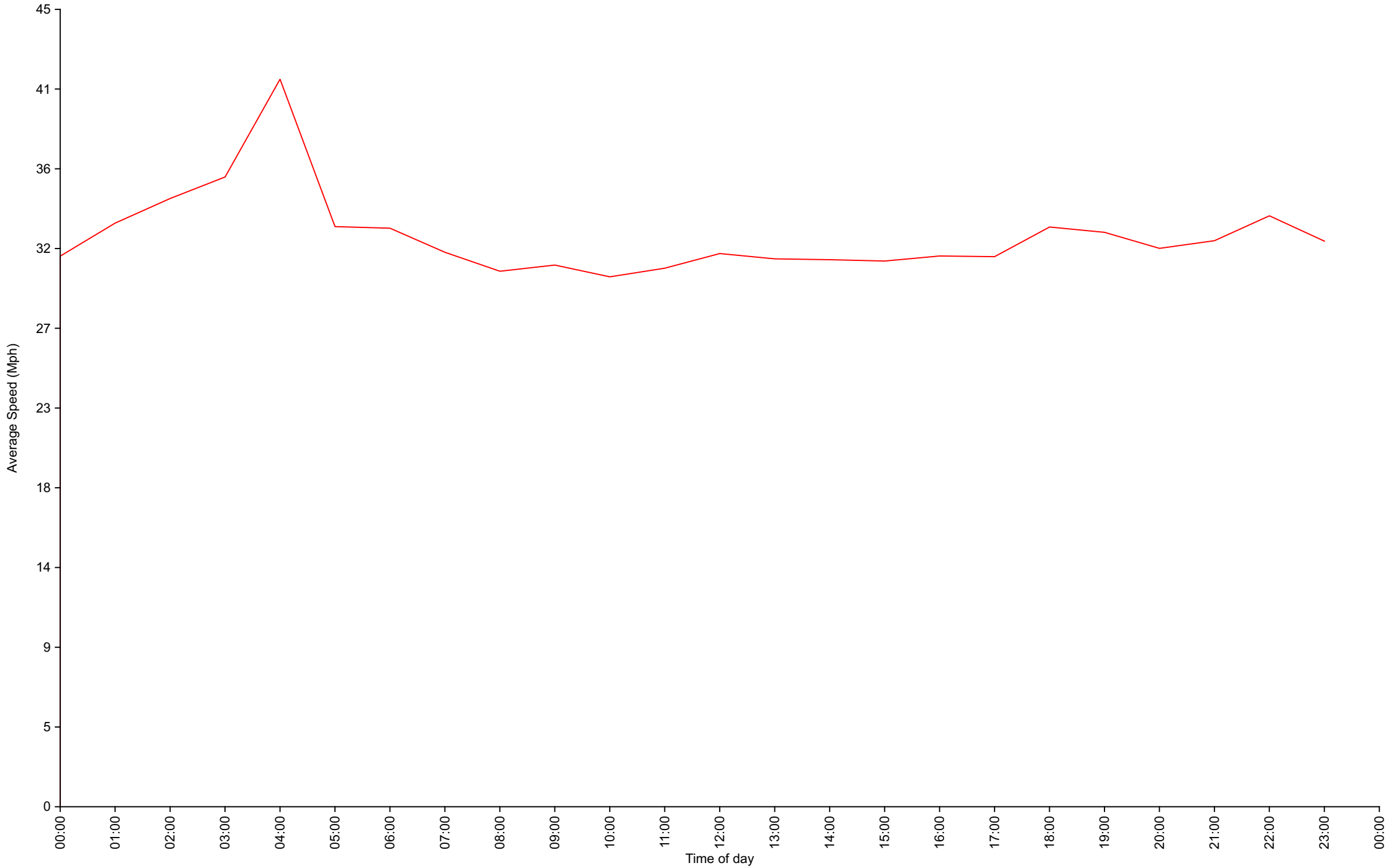
Daily Overview for Sat Dec 28 2024



Average Speed By Hour

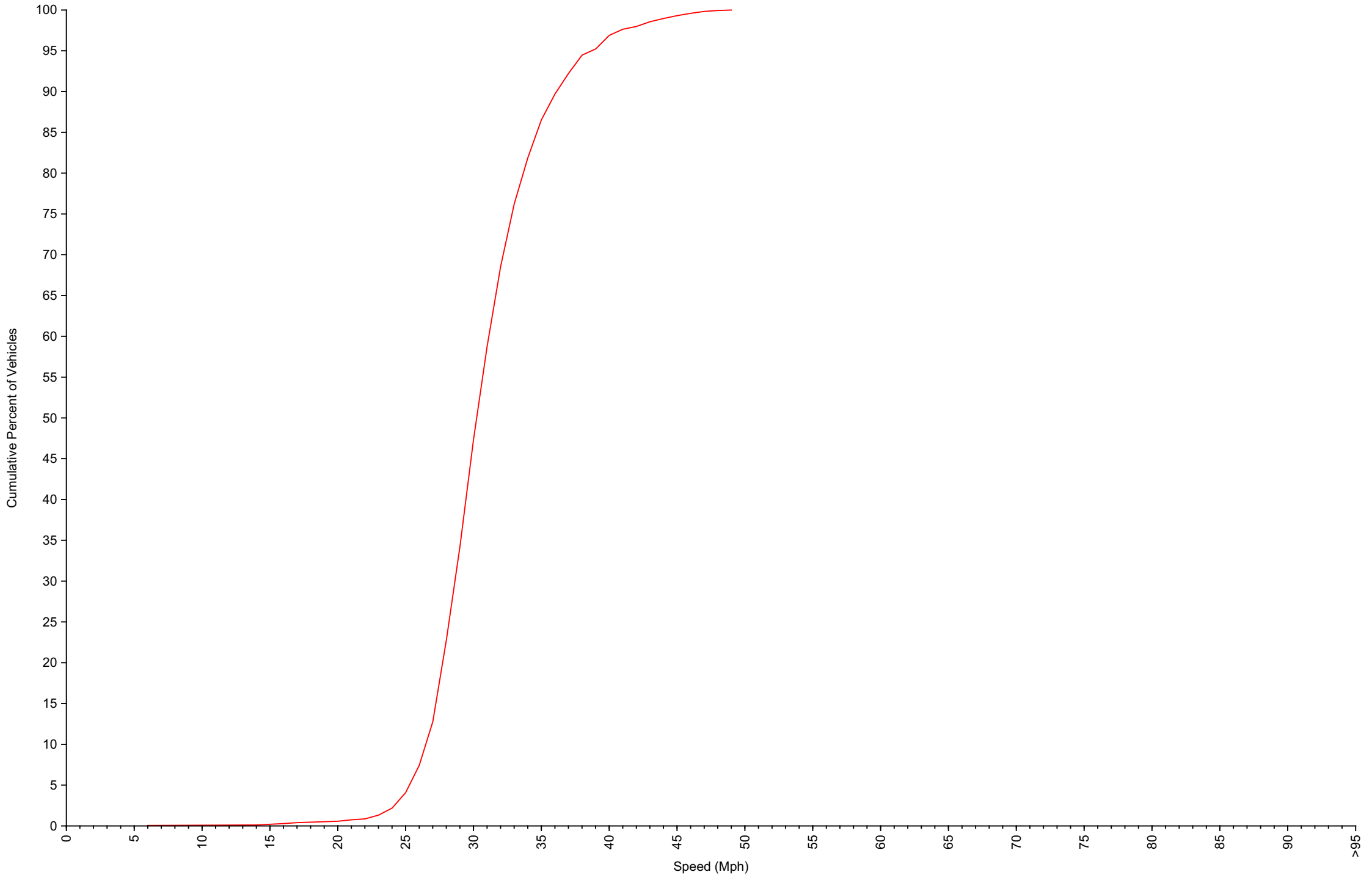
Daily Overview for Sat Dec 28 2024

(60 Minute Resolution)



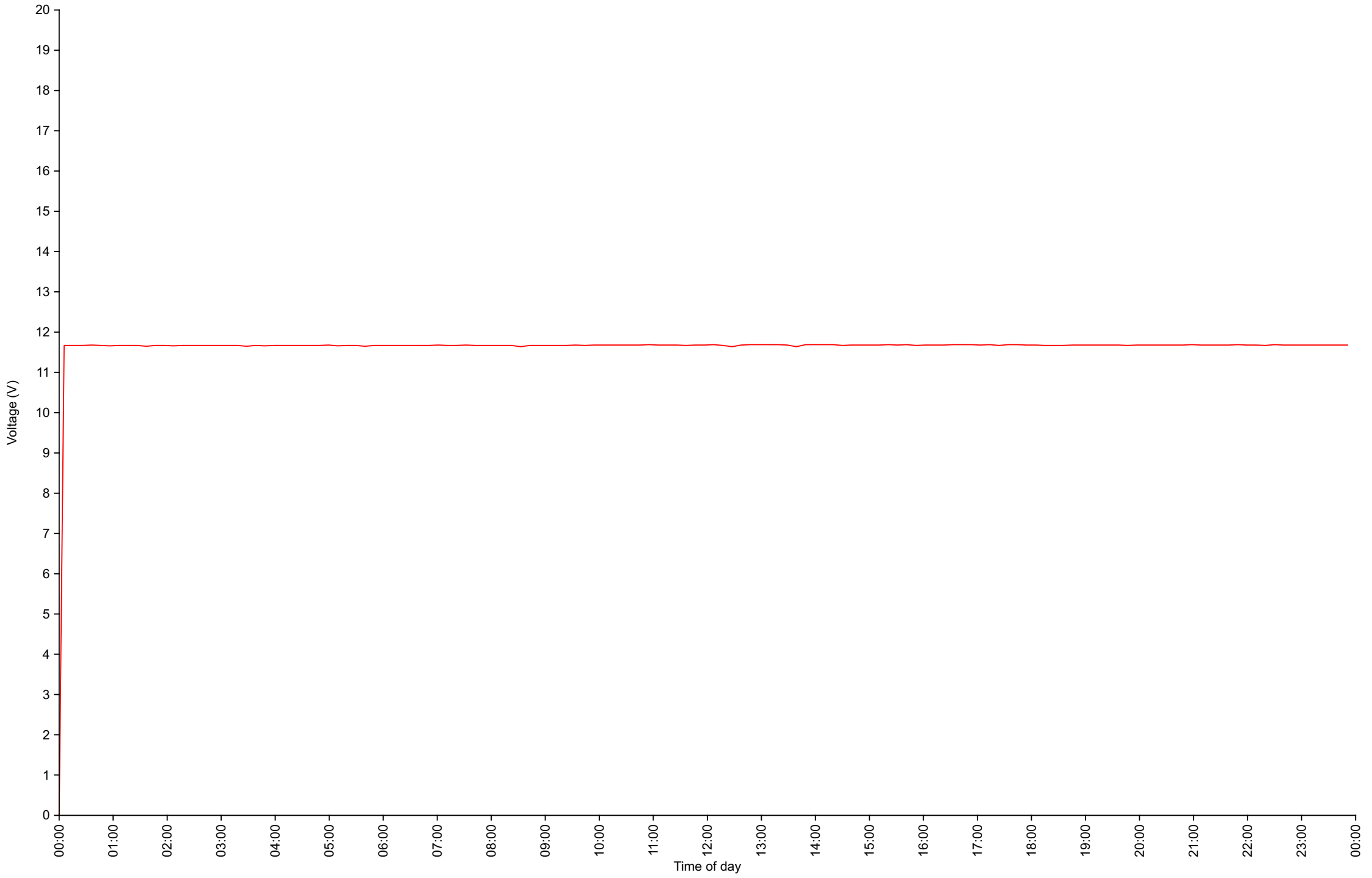
Cumulative Speed Distribution Curve

Daily Overview for Sat Dec 28 2024



Voltage

Daily Overview for Sat Dec 28 2024



Traffic Report - York Road

Daily Overview for Sun Dec 29 2024

Vehicle Speed Classes (Mph)

	<15	15 20	20 25	25 30	30 35	35 40	40 45	45 50	50 55	55 60	60 65	65 70	>70	Total	85th Percentile
00:00	0	0	0	11	9	3	0	0	0	0	0	0	0	23	32.9
01:00	0	0	0	0	6	3	0	1	0	0	0	0	0	10	37.5
02:00	0	0	0	2	1	0	2	1	0	0	0	0	0	6	42.3
03:00	0	1	0	0	2	3	0	0	0	0	0	0	0	6	36.2
04:00	0	0	0	0	2	1	0	0	0	0	0	0	0	3	36.2
05:00	0	0	0	2	2	2	2	0	0	0	0	0	0	8	39.8
06:00	0	0	0	2	7	2	1	0	0	0	0	0	0	12	36.4
07:00	0	0	1	9	14	2	0	0	0	0	0	0	0	26	33.0
08:00	0	0	1	17	15	3	0	0	0	0	0	0	0	36	31.6
09:00	1	0	2	11	25	6	2	2	0	0	0	0	0	49	34.9
10:00	0	2	4	31	36	3	0	0	0	0	0	0	0	76	32.2
11:00	0	0	0	30	59	10	1	0	0	0	0	0	0	100	33.5
12:00	1	0	1	31	68	20	4	1	0	0	0	0	0	126	35.0
13:00	0	0	8	36	63	15	3	1	0	0	0	0	0	126	34.0
14:00	0	0	0	58	55	13	6	2	1	0	0	0	0	135	34.9
15:00	1	2	0	50	66	28	3	1	0	0	0	0	0	151	34.9
16:00	0	0	5	49	64	14	3	0	0	0	0	0	0	135	33.6
17:00	0	1	5	52	46	12	6	2	0	1	0	0	0	125	34.4
18:00	0	0	3	26	46	7	6	0	0	0	0	0	0	88	33.9
19:00	0	0	1	12	23	3	5	0	0	0	0	0	0	44	35.4
20:00	0	0	0	15	19	4	3	0	0	0	0	0	0	41	34.8
21:00	0	0	0	14	30	1	2	0	0	0	0	0	0	47	32.7
22:00	0	0	2	4	15	7	1	0	0	0	0	0	0	29	34.9
23:00	0	0	0	5	15	3	2	0	0	0	0	0	0	25	35.5
AM Total	1	3	8	115	178	38	8	4	0	0	0	0	0		
PM Total	2	3	25	352	510	127	44	7	1	1	0	0	0		
Total	3	6	33	467	688	165	52	11	1	1	0	0	0		
Percent	0.21%	0.42%	2.31%	32.73%	48.21%	11.56%	3.64%	0.77%	0.07%	0.07%	0.00%	0.00%	0.00%		

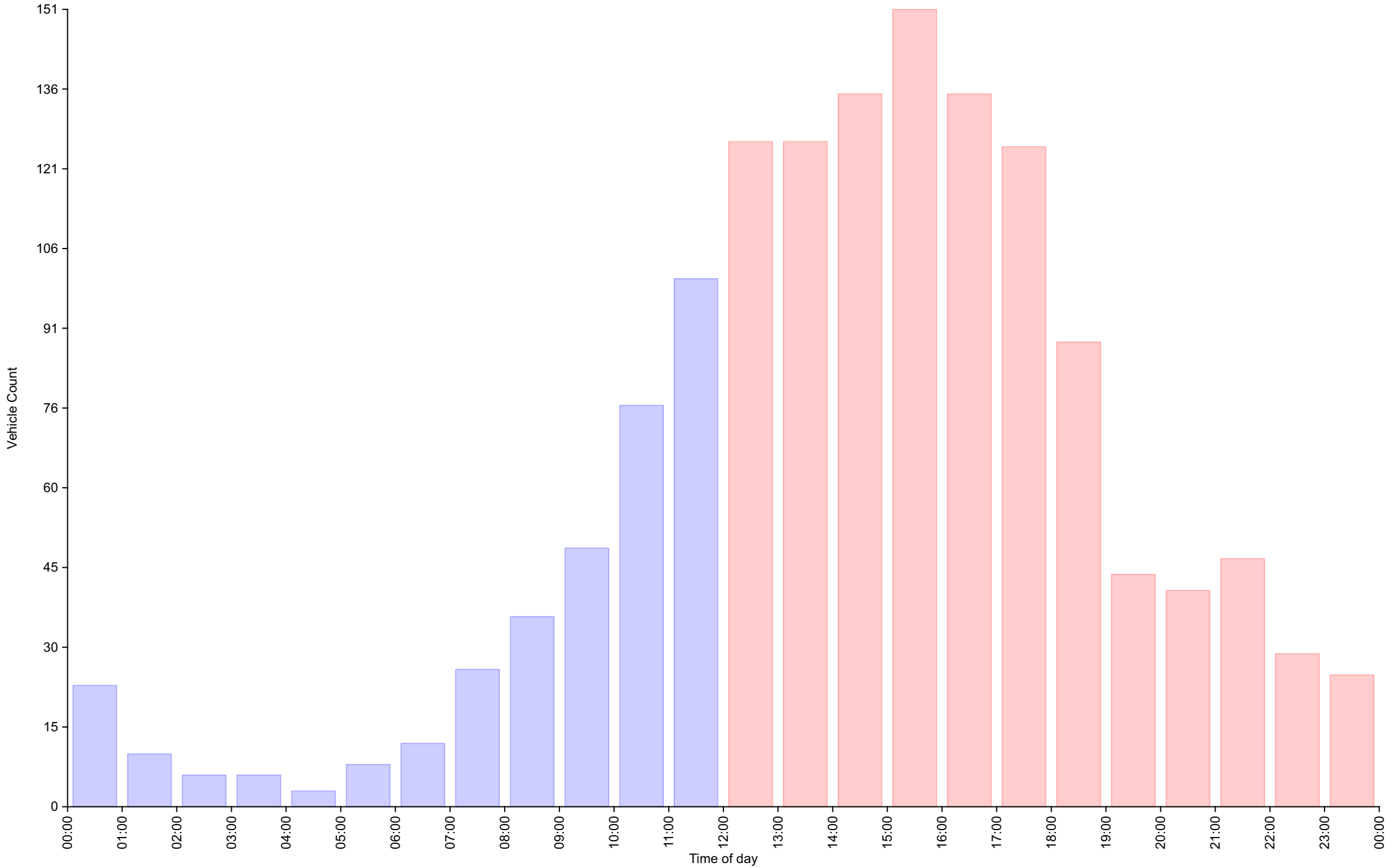
Time of day

Total Vehicles : 1427
 30th Percentile : 28.6 MPH
 50th Percentile : 30.1 MPH
 85th Percentile : 34.3 MPH
 95th Percentile : 38.6 MPH
 Average Speed : 31.1 MPH
 Highest Speed : 56.5 MPH
 Total Over Speed Limit : 64.3 % (918 / 1427)

Vehicle Counts By Hour

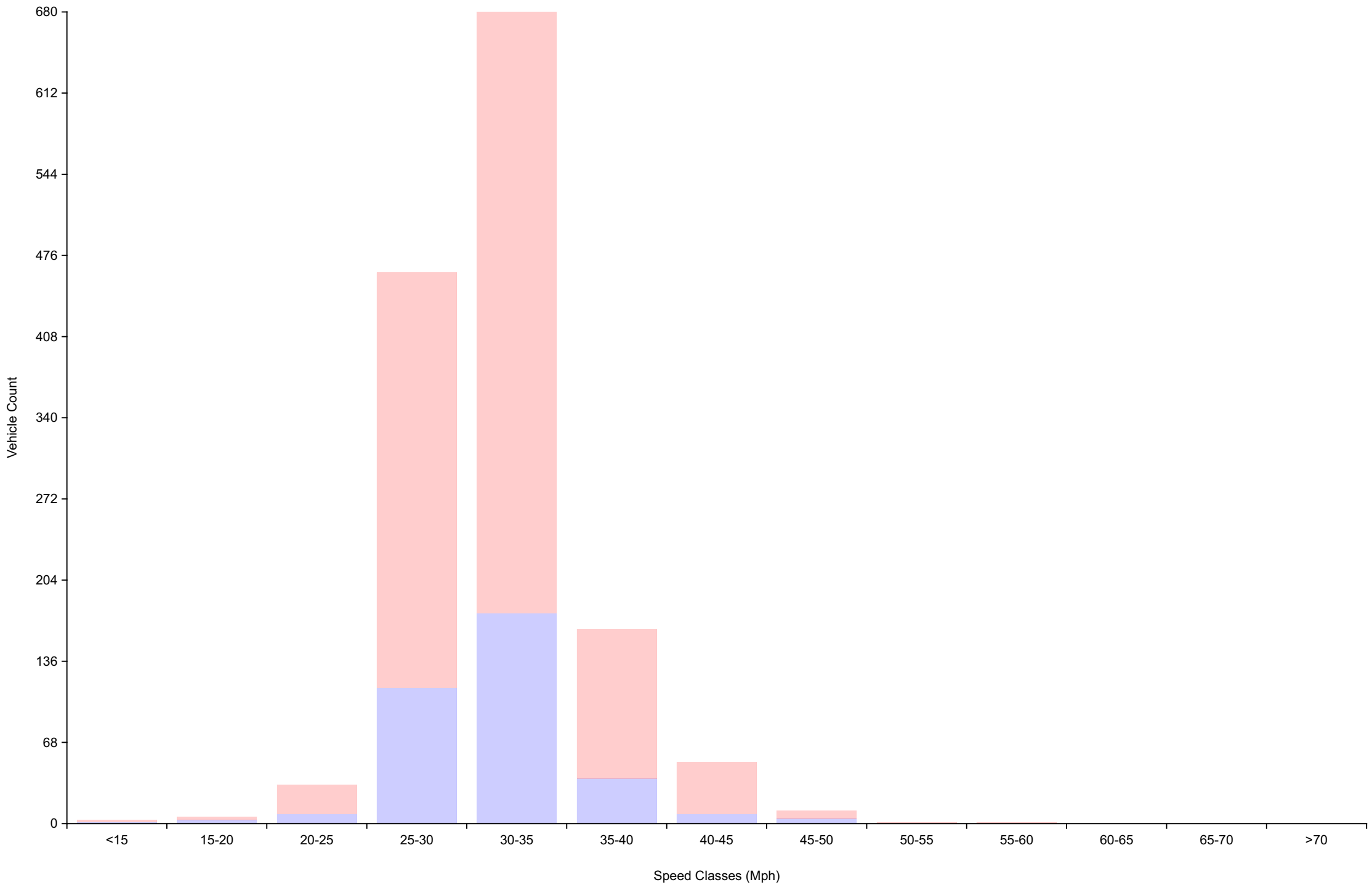
Daily Overview for Sun Dec 29 2024

(60 Minute Resolution)



Vehicle Counts By Speed Class

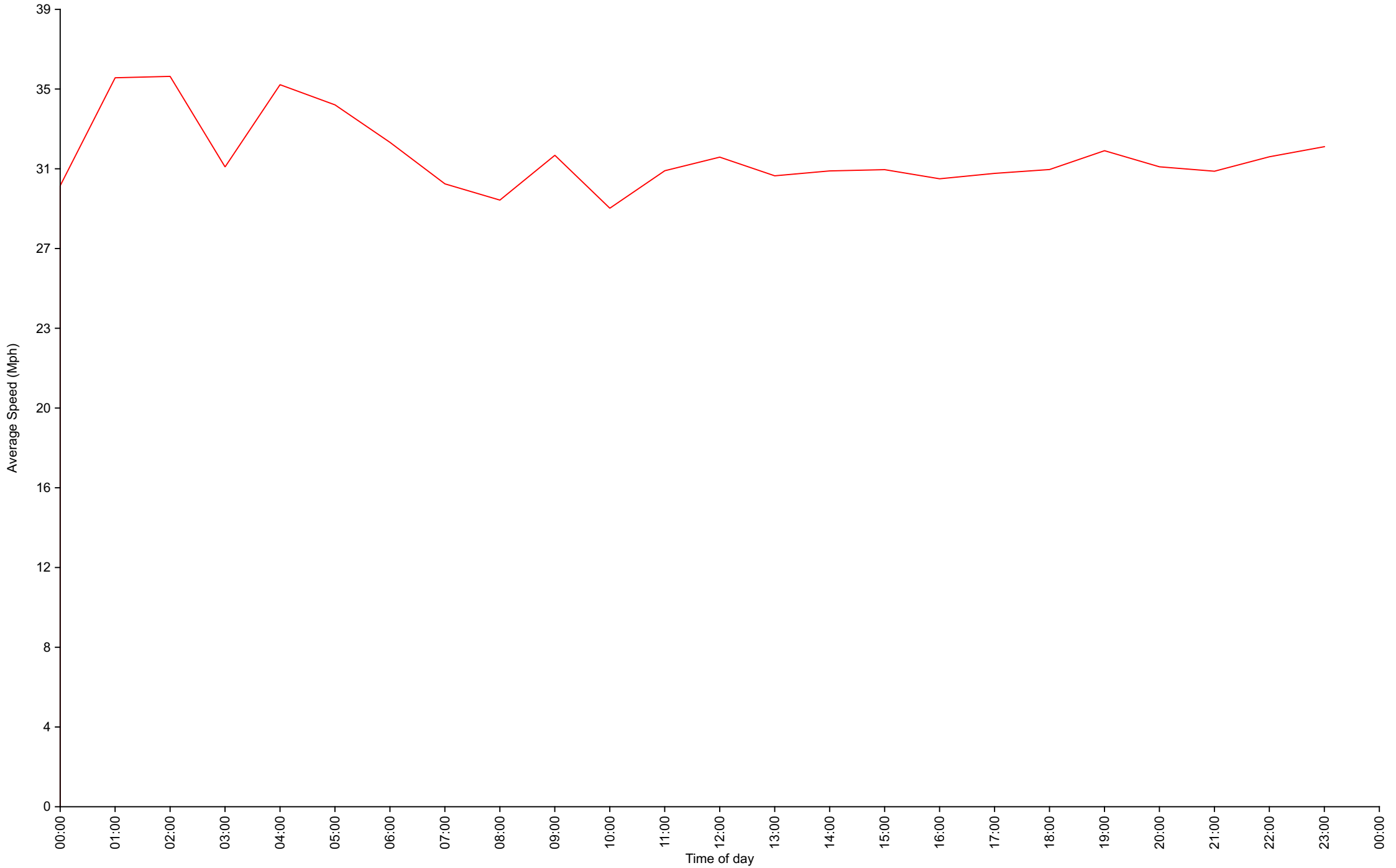
Daily Overview for Sun Dec 29 2024



Average Speed By Hour

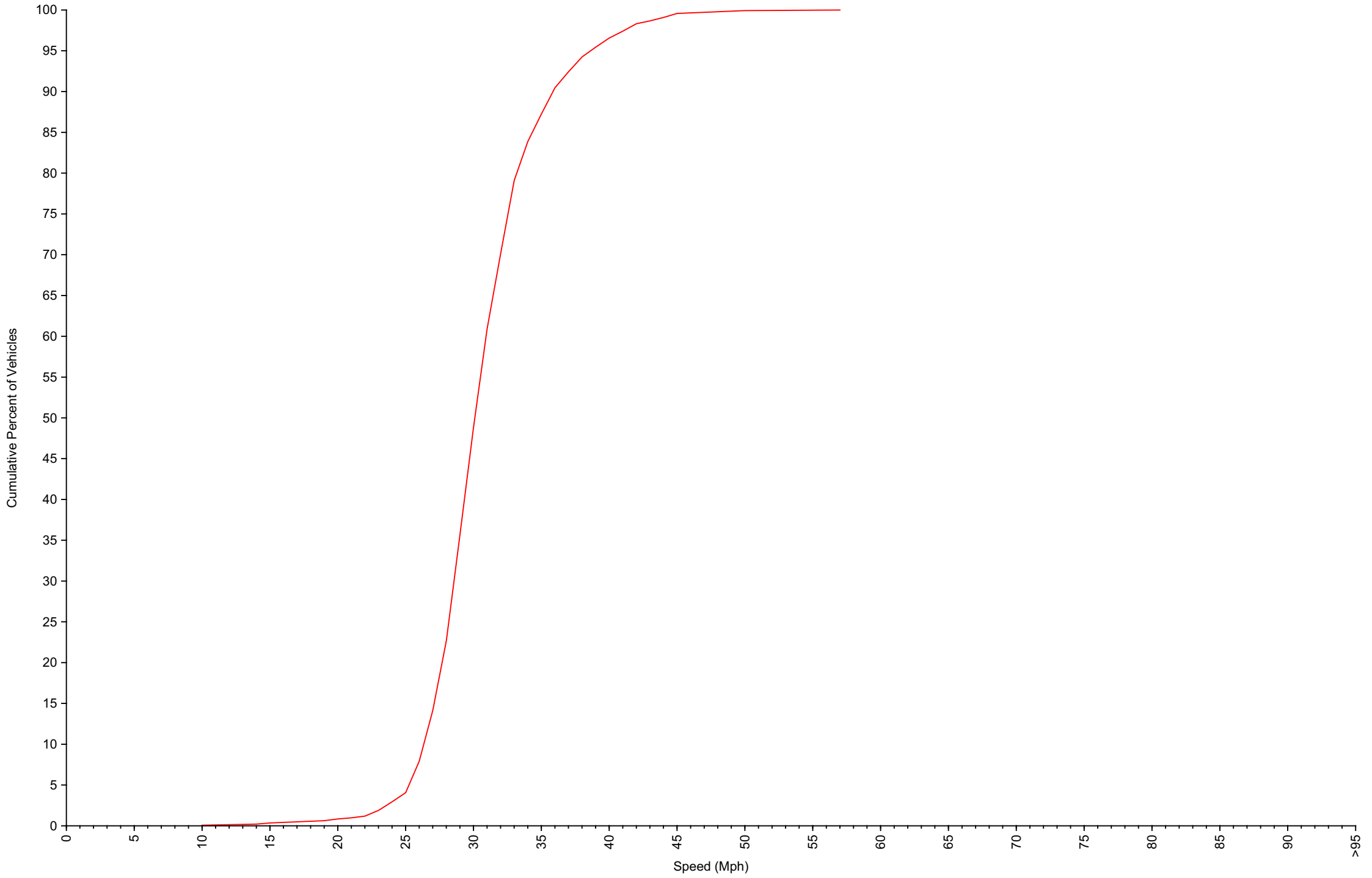
Daily Overview for Sun Dec 29 2024

(60 Minute Resolution)



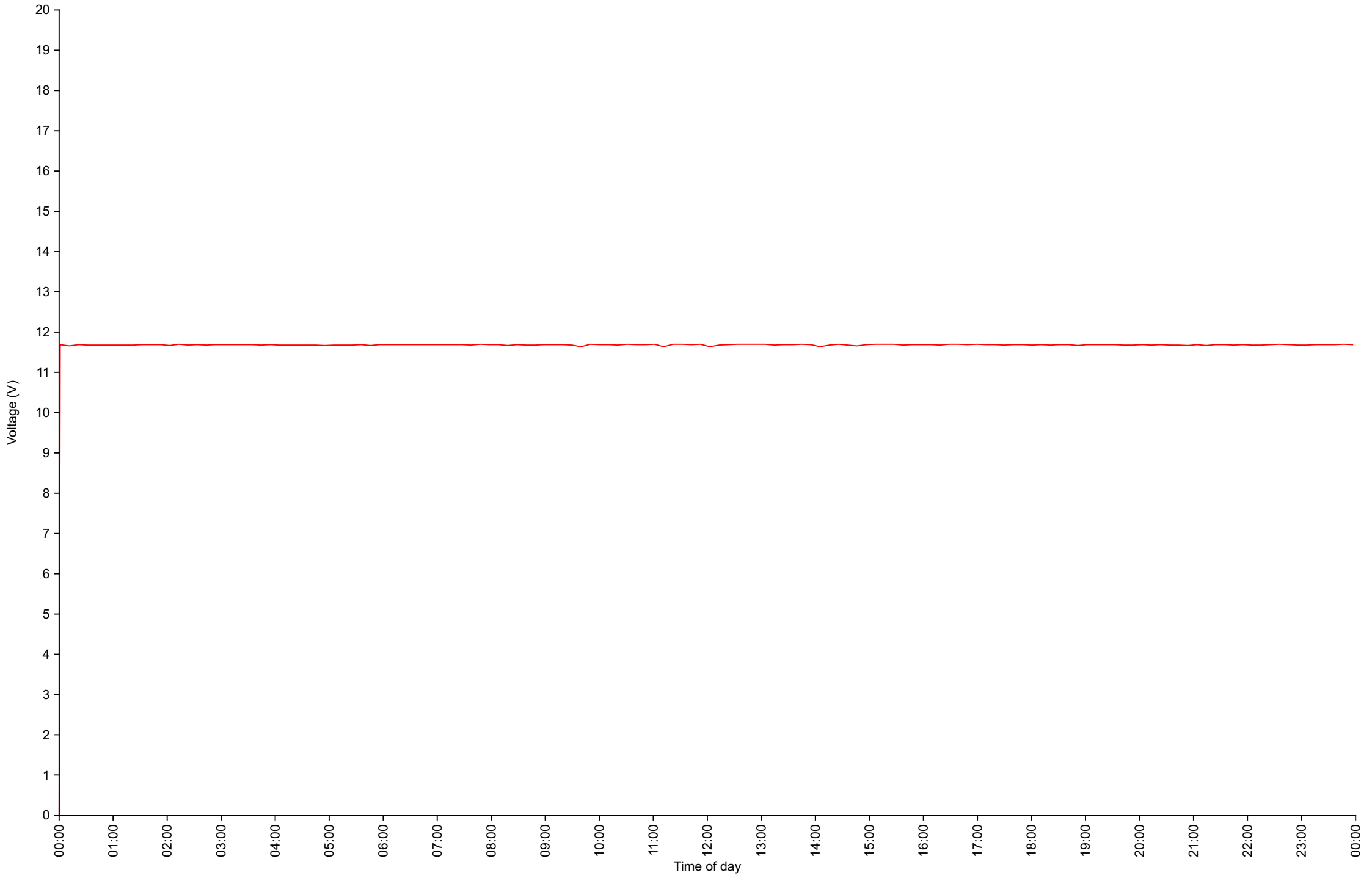
Cumulative Speed Distribution Curve

Daily Overview for Sun Dec 29 2024



Voltage

Daily Overview for Sun Dec 29 2024



Traffic Report - York Road

Daily Overview for Mon Dec 30 2024

Vehicle Speed Classes (Mph)

	<15	15 20	20 25	25 30	30 35	35 40	40 45	45 50	50 55	55 60	60 65	65 70	>70	Total	85th Percentile
00:00	0	0	1	8	6	0	1	1	0	0	0	0	0	17	32.3
01:00	0	0	0	2	3	4	1	0	0	0	0	0	0	10	37.8
02:00	0	0	0	1	2	2	1	0	0	0	0	0	0	6	38.2
03:00	0	0	0	0	0	0	1	0	0	0	0	0	0	1	40.3
04:00	0	0	0	1	2	0	1	0	0	0	0	0	0	4	37.4
05:00	0	0	0	3	4	0	3	1	0	0	0	0	0	11	42.7
06:00	0	0	0	12	9	3	0	0	0	0	0	0	0	24	32.4
07:00	0	0	2	17	30	9	0	0	0	0	0	0	0	58	34.1
08:00	0	0	1	35	25	5	0	0	0	0	0	0	0	66	32.0
09:00	0	0	3	25	45	8	5	0	0	0	0	0	0	86	34.1
10:00	0	0	1	49	61	8	0	0	0	0	0	0	0	119	32.6
11:00	0	2	3	50	67	10	0	1	0	0	0	0	0	133	33.0
12:00	0	0	0	47	74	18	3	0	0	0	0	0	0	142	33.9
13:00	0	0	3	39	61	11	2	0	0	0	0	0	0	116	33.6
14:00	0	0	3	52	60	9	7	0	0	0	0	0	0	131	33.5
15:00	0	0	1	46	75	16	5	0	0	0	0	0	0	143	33.9
16:00	0	0	2	85	57	10	1	0	0	0	0	0	0	155	32.2
17:00	0	0	3	64	78	18	4	0	0	0	0	0	0	167	33.7
18:00	0	0	2	41	49	19	1	0	0	0	0	0	0	112	34.8
19:00	0	0	1	21	33	7	2	1	0	0	0	0	0	65	34.1
20:00	0	0	0	19	21	5	3	1	0	0	0	0	0	49	35.2
21:00	0	0	0	17	16	3	0	0	0	0	0	0	0	36	33.2
22:00	0	0	0	10	20	4	6	0	0	0	0	0	0	40	37.0
23:00	0	0	0	3	11	6	0	0	0	0	0	0	0	20	35.5
AM Total	0	2	11	203	254	49	13	3	0	0	0	0	0		
PM Total	0	0	15	444	555	126	34	2	0	0	0	0	0		
Total	0	2	26	647	809	175	47	5	0	0	0	0	0		
Percent	0.00%	0.12%	1.52%	37.81%	47.28%	10.23%	2.75%	0.29%	0.00%	0.00%	0.00%	0.00%	0.00%		

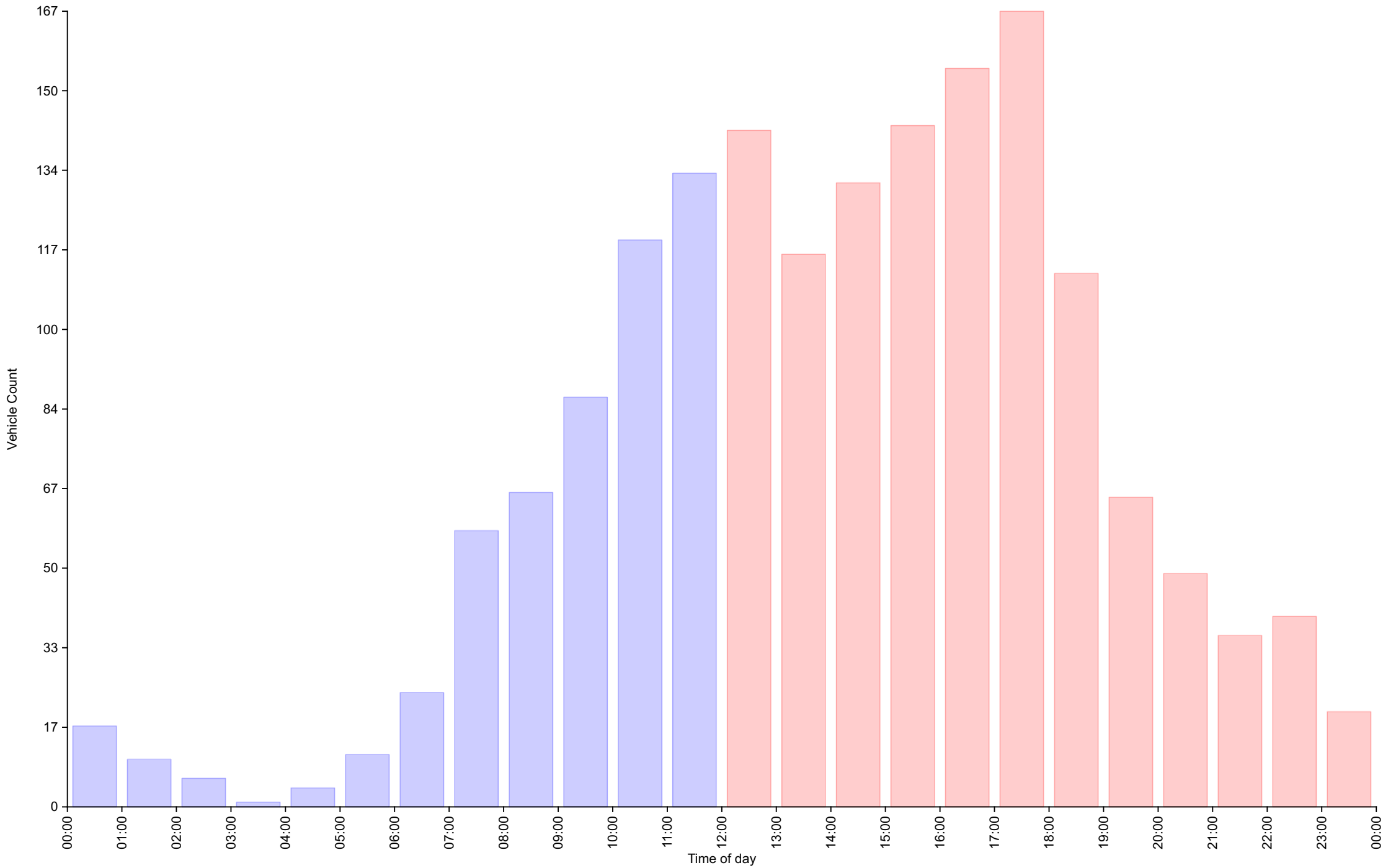
Time of day

Total Vehicles : 1711
 30th Percentile : 28.3 MPH
 50th Percentile : 29.8 MPH
 85th Percentile : 33.7 MPH
 95th Percentile : 37.5 MPH
 Average Speed : 30.8 MPH
 Highest Speed : 47.9 MPH
 Total Over Speed Limit : 60.5 % (1036 / 1711)

Vehicle Counts By Hour

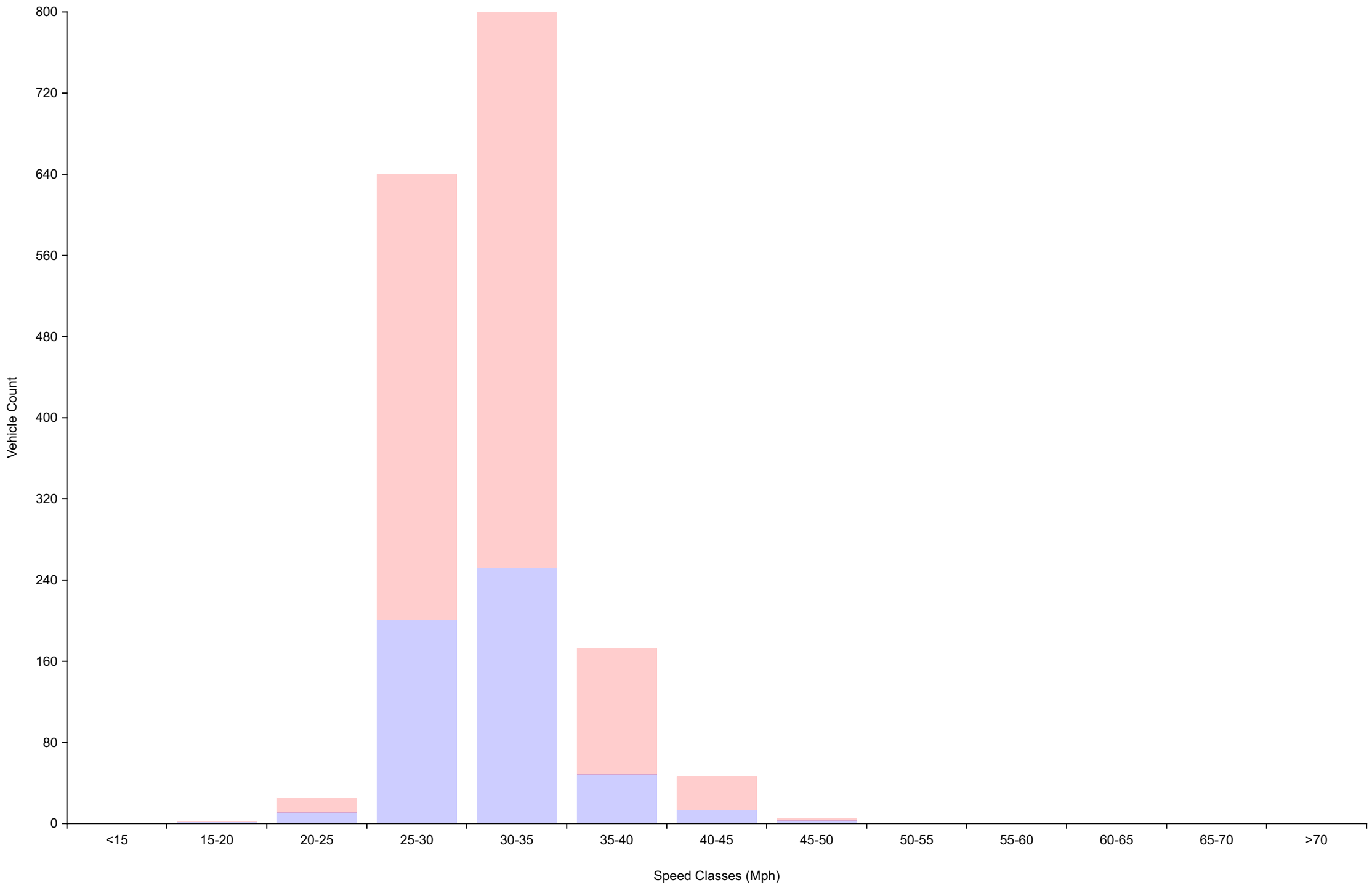
Daily Overview for Mon Dec 30 2024

(60 Minute Resolution)



Vehicle Counts By Speed Class

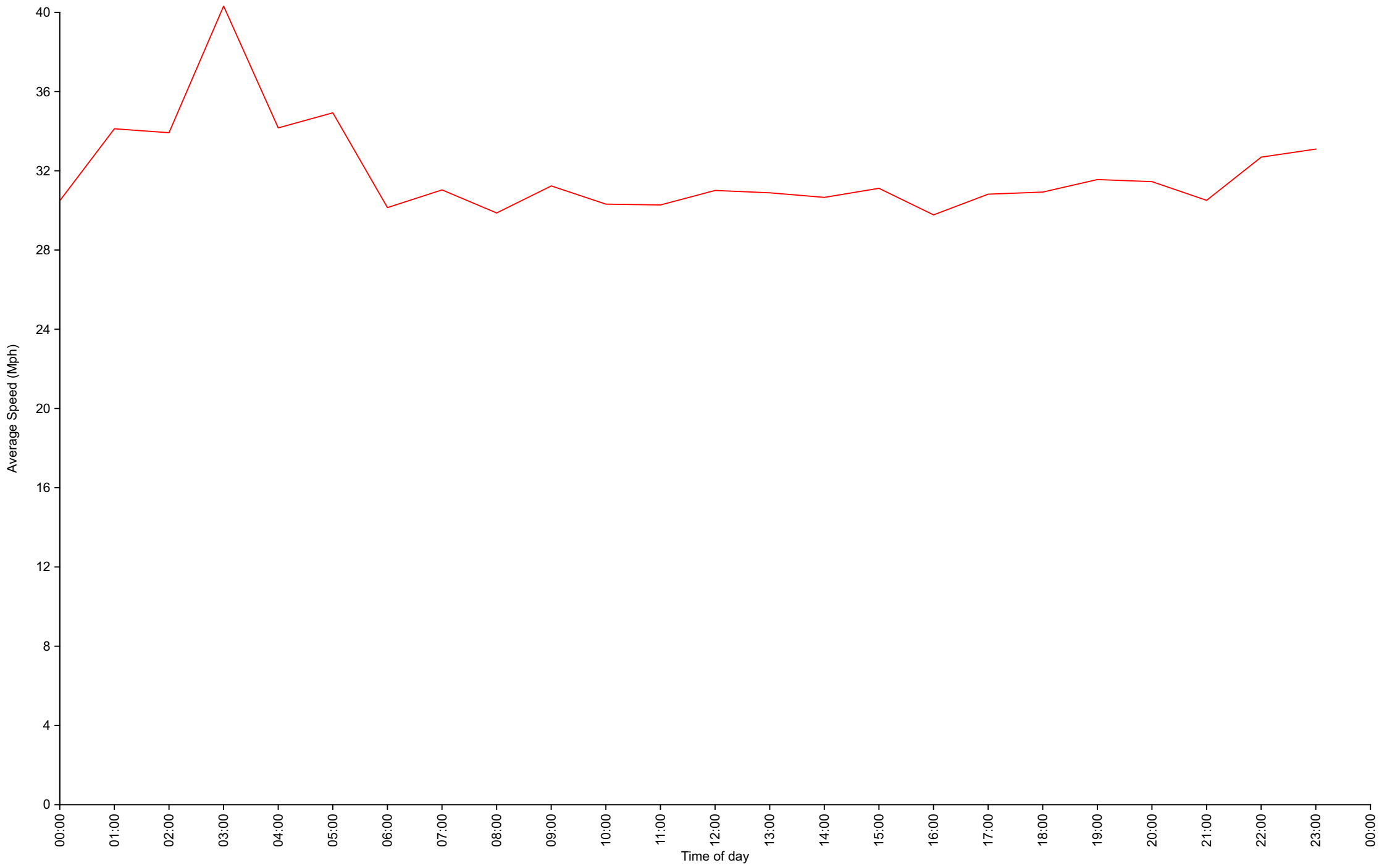
Daily Overview for Mon Dec 30 2024



Average Speed By Hour

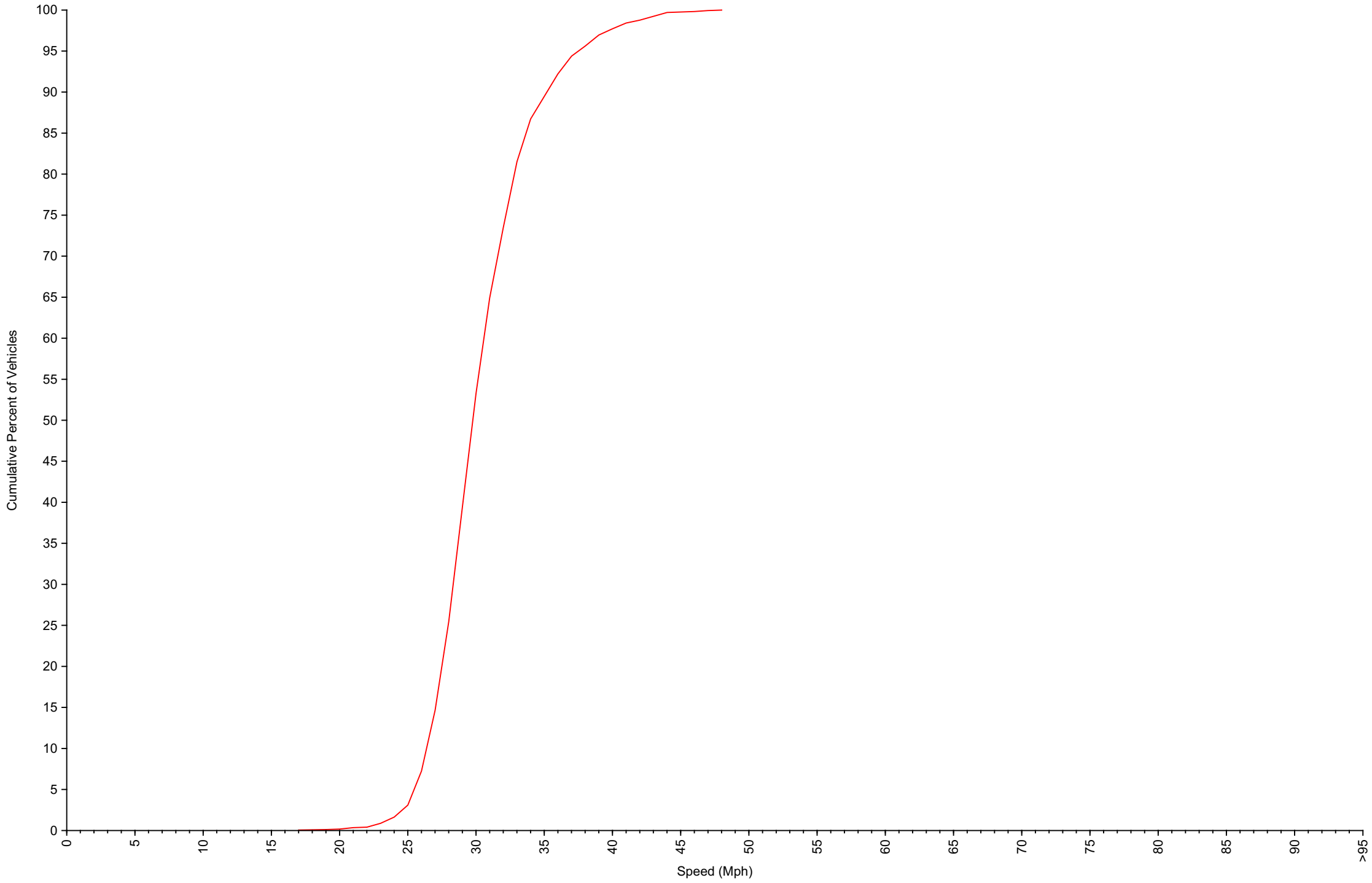
Daily Overview for Mon Dec 30 2024

(60 Minute Resolution)



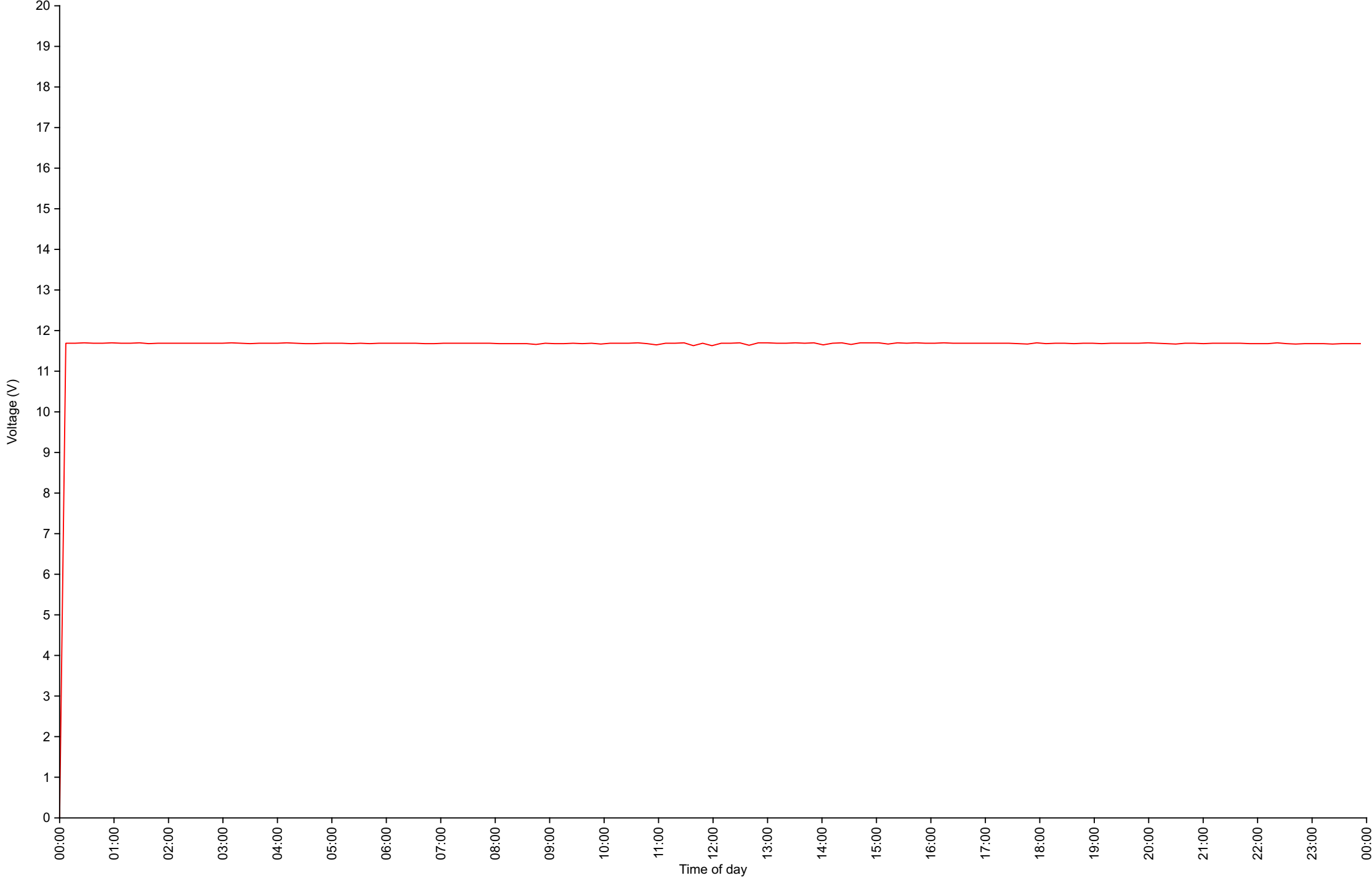
Cumulative Speed Distribution Curve

Daily Overview for Mon Dec 30 2024



Voltage

Daily Overview for Mon Dec 30 2024



Traffic Report - York Road

Daily Overview for Tue Dec 31 2024

Vehicle Speed Classes (Mph)

	<15	15 20	20 25	25 30	30 35	35 40	40 45	45 50	50 55	55 60	60 65	65 70	>70	Total	85th Percentile
00:00	0	1	0	9	9	3	1	1	0	0	0	0	0	24	35.4
01:00	0	0	0	2	0	1	0	0	0	0	0	0	0	3	32.9
02:00	0	0	0	0	0	0	1	0	0	0	0	0	0	1	39.9
03:00	0	0	0	0	0	0	0	0	0	0	0	0	0	0	0.0
04:00	0	0	0	0	2	1	0	0	0	0	0	0	0	3	35.1
05:00	0	0	0	2	8	3	2	0	0	0	0	0	0	15	38.8
06:00	0	0	0	17	11	5	0	0	0	0	0	0	0	33	33.1
07:00	0	0	1	28	28	3	2	1	0	0	0	0	0	63	32.4
08:00	1	0	2	32	21	5	0	0	0	0	0	0	0	61	31.4
09:00	0	0	0	33	26	7	3	1	0	0	0	0	0	70	34.3
10:00	1	0	2	49	49	12	4	0	0	0	0	0	0	117	33.7
11:00	0	0	1	53	64	8	2	0	0	0	0	0	0	128	32.9
12:00	0	0	4	59	79	16	8	0	0	0	0	0	0	166	33.9
13:00	0	0	0	54	77	26	3	0	0	0	0	0	0	160	34.6
14:00	0	0	2	43	65	22	4	1	0	0	0	0	0	137	34.7
15:00	0	0	0	50	56	31	2	0	0	0	0	0	0	139	35.6
16:00	0	0	9	61	45	12	1	0	1	0	0	0	0	129	32.6
17:00	0	0	5	48	54	12	1	0	0	0	0	0	0	120	33.0
18:00	0	0	3	33	41	11	4	0	0	0	0	0	0	92	34.4
19:00	0	0	1	28	40	3	3	0	0	0	0	0	0	75	32.6
20:00	0	0	1	16	19	9	4	0	0	0	0	0	0	49	38.2
21:00	0	0	0	8	14	6	1	0	0	0	0	0	0	29	36.3
22:00	0	0	0	9	18	7	2	0	0	0	0	0	0	36	34.9
23:00	0	0	0	6	8	2	2	0	0	0	0	0	0	18	35.3
AM Total	2	1	6	225	218	48	15	3	0	0	0	0	0		
PM Total	0	0	25	415	516	157	35	1	1	0	0	0	0		
Total	2	1	31	640	734	205	50	4	1	0	0	0	0		
Percent	0.12%	0.06%	1.86%	38.37%	44.00%	12.29%	3.00%	0.24%	0.06%	0.00%	0.00%	0.00%	0.00%		

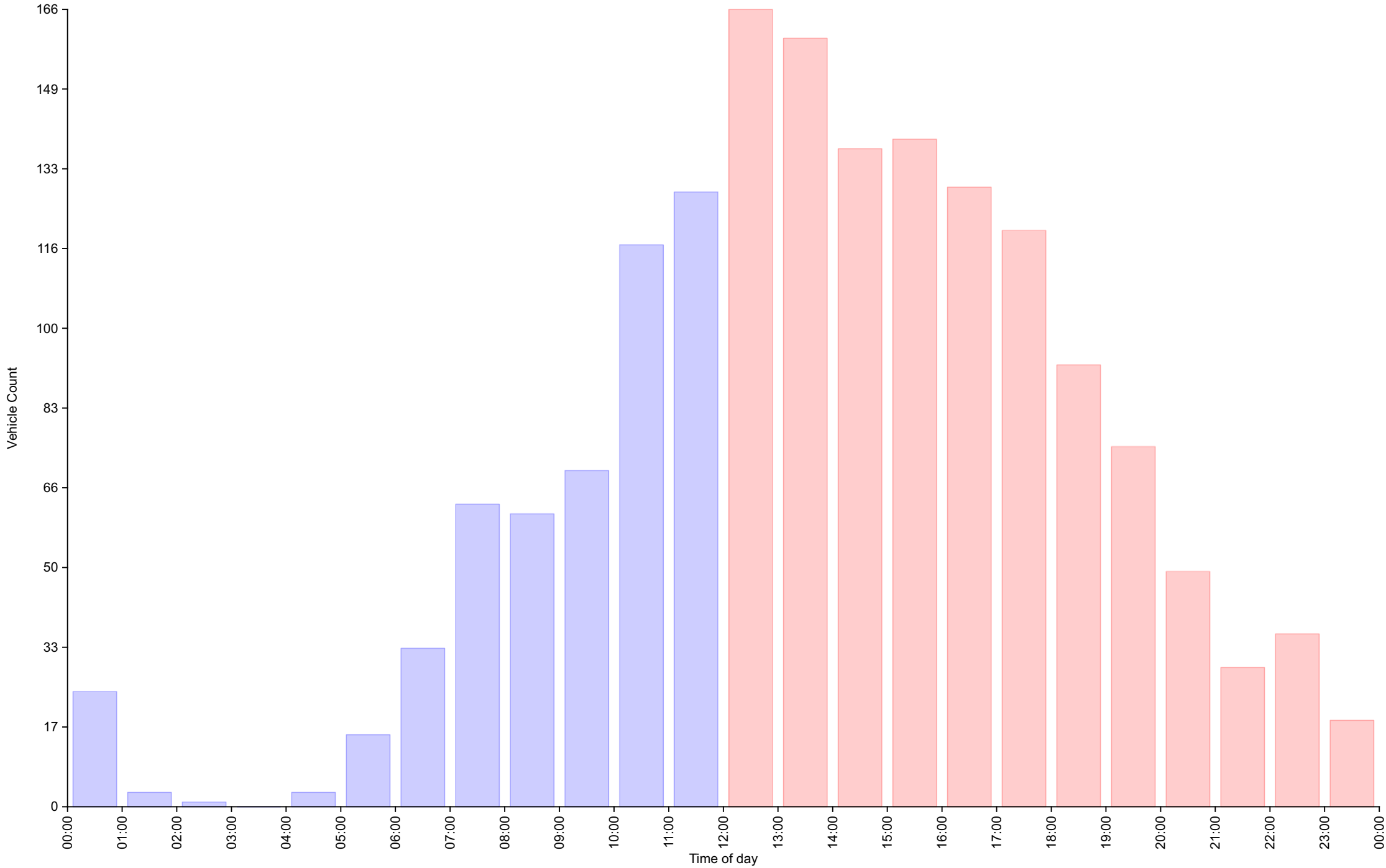
Time of day

Total Vehicles : 1668
 30th Percentile : 28.3 MPH
 50th Percentile : 29.7 MPH
 85th Percentile : 34.2 MPH
 95th Percentile : 37.9 MPH
 Average Speed : 30.9 MPH
 Highest Speed : 50.8 MPH
 Total Over Speed Limit : 59.6 % (994 / 1668)

Vehicle Counts By Hour

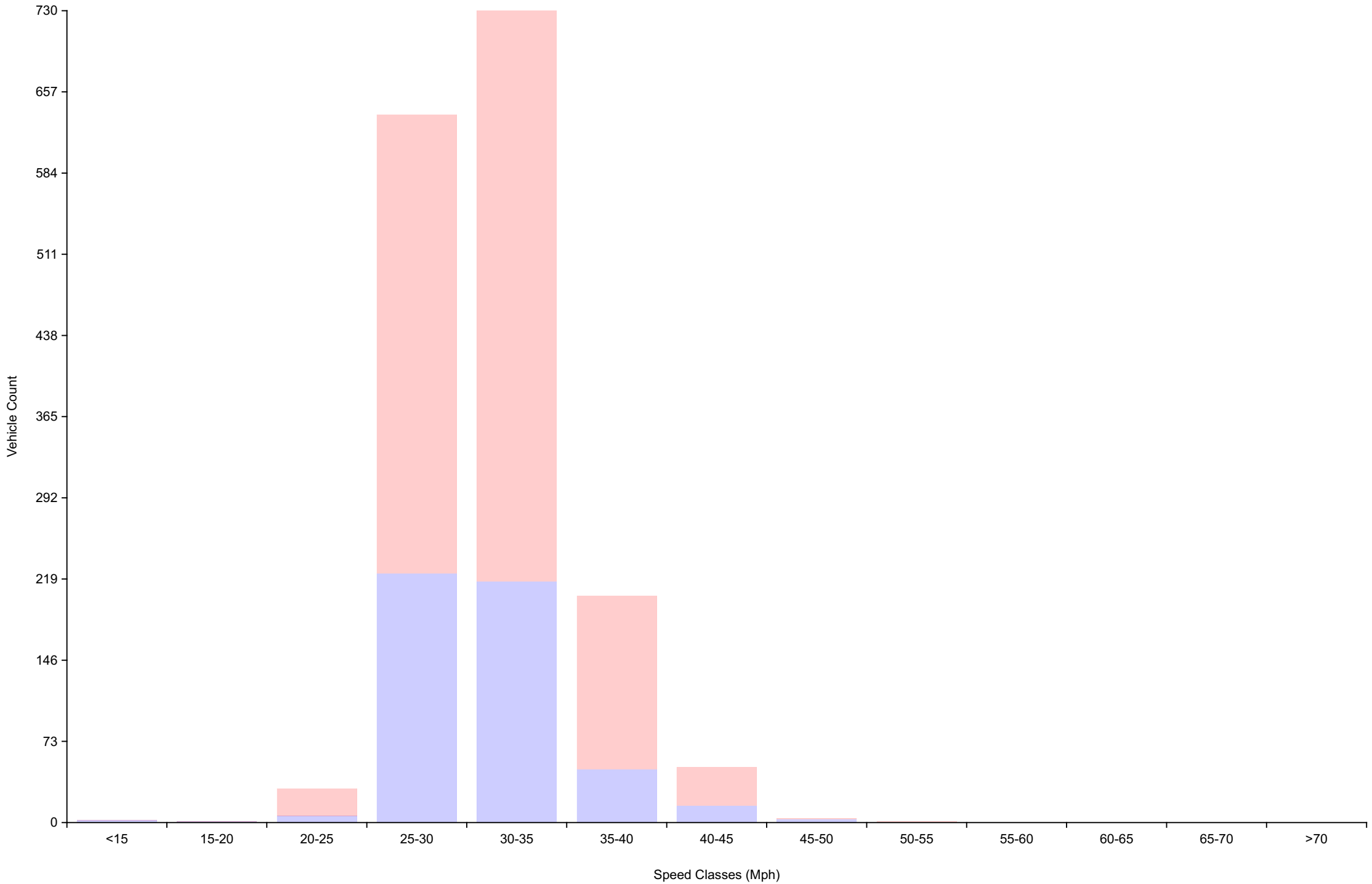
Daily Overview for Tue Dec 31 2024

(60 Minute Resolution)



Vehicle Counts By Speed Class

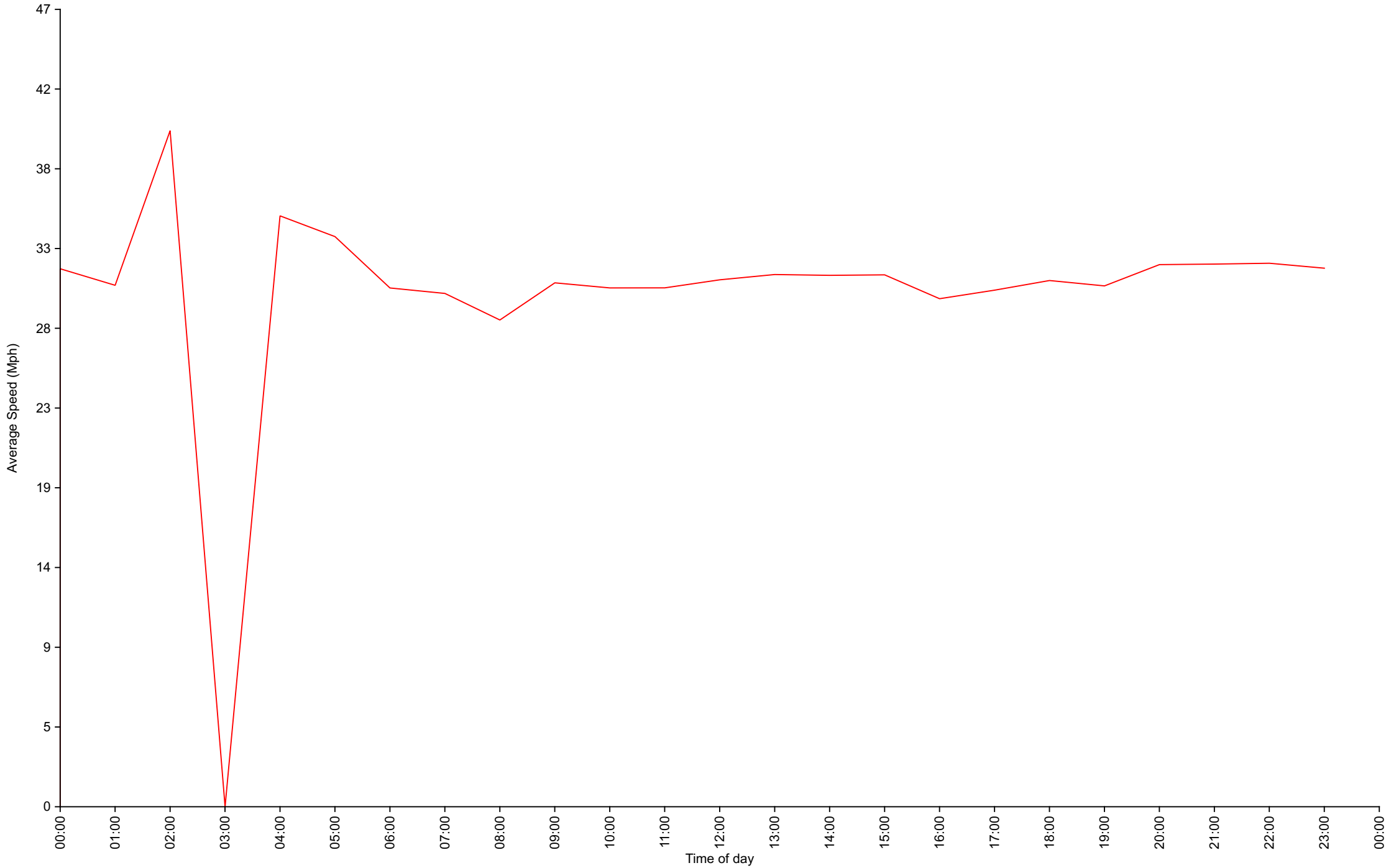
Daily Overview for Tue Dec 31 2024



Average Speed By Hour

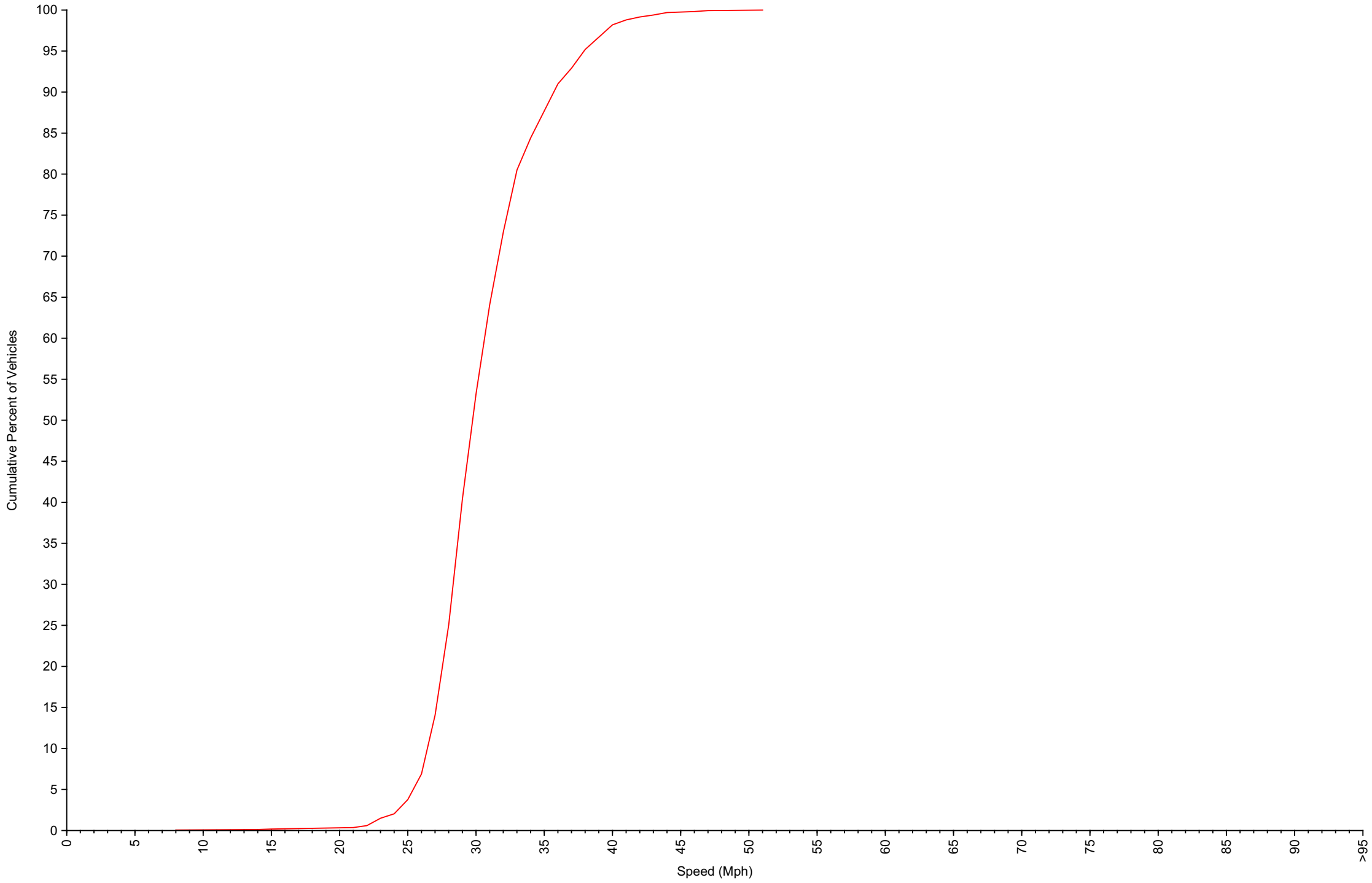
Daily Overview for Tue Dec 31 2024

(60 Minute Resolution)



Cumulative Speed Distribution Curve

Daily Overview for Tue Dec 31 2024



Voltage

Daily Overview for Tue Dec 31 2024

